

# S4X

FORm\_office™  
Open Plan Benching System




## INNOVANT

FORm\_office S4

### Shapes that Inspire Possibilities


FORm\_office S4X series offers shape-building possibilities that are uncommon to traditional benching. By incorporating 90-degree work-surfaces that attach directly to the central raceway, S4X blends desirable private office style wrap-around designs with the efficiency of open plan bench-run practicality.



S4X Features and Design Details

### Improving on Perfection

FORm\_office S4X offers functional alternatives to basic linear benching while maintaining the award-winning design features of the S4 series.



[view >](#)

S4X Configurations

### Expanding on Success

FORm\_office S4X expands the configuration options of the S4 benching series by adding return work surfaces of varying sizes. Built from a central S4 raceway, the S4X becomes a larger open plan workstation without compromising on aesthetics or technology management.




[view >](#)

# S4X FEATURES


S4X 90-DEGREE DESK LEG



S4X 90-DEGREE TRANSITION



PRIVACY PANEL AND DIVIDER  
PANEL



S4X 90-DEGREE TRANSITION



COLOR KEY DETAIL




POP-UP POWER AND DATA ACCESS




PERSONAL STORAGE CUBE



CENTER WELL OPTIONS




TRANSITIONAL LEG CABLE ENTRY



SLIDING WORKSURFACE DETAIL



CPU STORAGE OPTION



FABRIC PRIVACY PANEL OVERLAY



ELEVATED PRIVACY PANELS



# S4X CONFIGURATIONS

"X" CONFIGURATION



"H" CONFIGURATION



BENCH RUN



S4X WRAP-AROUND WORKSTATIONS



S4X WRAP-AROUND WORKSTATIONS



S4X BENCH RUN



S4X BENCH RUN



S4X WRAP-AROUND WORKSTATIONS

