

OUTLOOK COLLECTION



*From public to private spaces.
The Outlook Collection accommodates all.*

FAMILIES OF SEATING

OUTLOOK COLLECTION



DESIGN INSPIRATION

Waiting rooms and other public areas need to support a variety of uses – and users. It's important that furniture within these areas is as flexible and accommodating as possible – with the ability to not only support individuals and groups, but the unique needs of both, from individual comfort to “gathering around” as a family. Nurture recognizes these needs and presents a solution with the Outlook™ Collection – an extensive family of seating for waiting rooms, public areas and patient rooms.

The entire Outlook Collection includes six unique frame styles, all available in a single chair, one-, two-, and three-seat tandem, bariatric, and patient high-back models. A safety glider, bench, and easy access hip-height model are also available in a few of the styles. The collection is completed with a variety of coordinating free-standing and ganged tables.

FEATURES AND BENEFITS

DURABLE The standard chair includes steel to steel connectors and a seat frame constructed with steel front and back cross bars.

CLEANABLE All styles feature a generous clean out space between the seat and back for easy cleaning.

COMFORTABLE Active webbed seat suspension provides added comfort through even weight distribution.

ELEGANT Standard wood arm caps are available in a range of finishes.

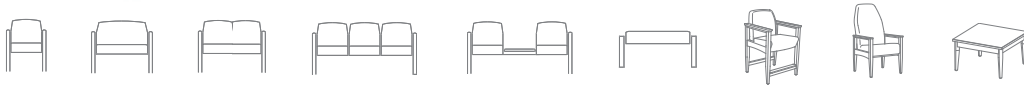
RENEWABLE All components are field replaceable.

WARRANTY The Outlook Collection features a lifetime structural warranty.



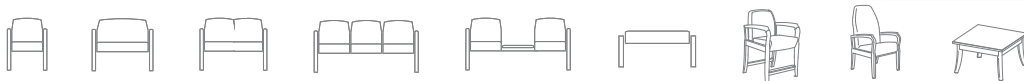
SEQUOIA

Outlook Sequoia™ seating features a clean, contemporary design with flat arms, tapered solid maple legs and subtly curved side members. Arms are 2¾" wide with a "shaker-like" overhang and reverse bevel contour under the arm that provides an excellent grip when exiting the chair. Sequoia is available in a single chair, one-, two-, and three-seat tandem, bariatric, safety glider, easy-access hip height, bench, and patient high-back models.



HAWTHORNE

Outlook Hawthorne™ seating's classic styling features wood arms with elegant flush joints. It's designed to create refined transitional waiting and reception areas, taking on a distinctively different appearance with finish and fabric selection. Hawthorne is available in a single chair, one-, two-, and three-seat tandem, bariatric, safety glider, easy-access hip height, bench, and patient high-back models.



EMPRESS

Outlook Empress™ seating is an elegant, contemporary design that features flat reverse beveled arms, tapered solid maple legs and subtly curved side members. Empress is available in a single chair, one-, two-, and three-seat tandem, bariatric, and patient high-back models.



OUTLOOK COLLECTION



NIKKO

Outlook Nikko™ seating features upholstered arm panels and is an ideal solution for high traffic public waiting and reception areas. The design includes a reverse bevel contour under the arm cap that provides an excellent grip when exiting the chair. Nikko is available in a single chair, one-, two-, and three-seat tandem, bariatric, safety glider, and patient high-back models.



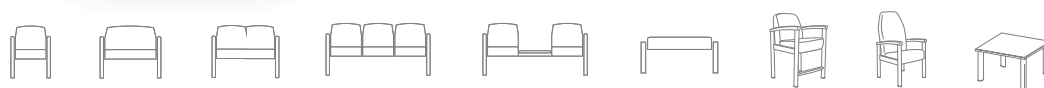
LINDEN

Outlook Linden™ seating is elegantly scaled for waiting and reception areas. The design features an enclosed full length upholstered arm with refined maple arm caps and bases. Linden is available in a single chair, one-, two-, and three-seat tandem, bariatric, safety glider, and patient high-back models.



JARRAH

Outlook Jarrah™ seating is designed for high traffic public waiting and reception areas. Unlike the other styles in the collection, Jarrah features oval steel legs, creating a more contemporary aesthetic. Accented with solid maple arm caps and side stretchers, Jarrah is available in a single chair, one-, two-, and three-seat tandem, bariatric, safety glider, easy-access hip height, bench, and patient high-back models.



GUEST SEATING

From contemporary to traditional, the range of guest seating styles and configurations available in the Outlook Collection are an excellent solution to any public seating area. Tandem seating can be configured with or without center arms and with or without ganging tables. Single chair, one-, two-, and three-seat tandem units can be combined in a multitude of configurations and are available in all of the Outlook Collection styles.



BARIATRIC SEATING

No matter the environment, it's important that bariatric seating not "stand out" from the rest of the solution. The Outlook Collection bariatric seating includes 30" and 40½" wide single seat solutions and a 30" wide highback patient chair, all available in a range of aesthetics. Wood arm models are available in the Sequoia, Hawthorne, Empress, Nikko, and Linden styles. The steel arm model is available in the Jarrah style.



OUTLOOK COLLECTION

SAFETY GLIDER SEATING

From high stress areas to post-delivery environments, the Outlook Collection safety glider is an ideal solution. The gentle rocking motion is soothing, helping to put patients and visitors at ease. The safety glider can be specified as a single seat or as part of a tandem unit and is available in the Sequoia, Hawthorne, Nikko, Linden, and Jarrah styles.

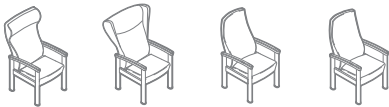


EASY-ACCESS HIP HEIGHT SEATING

The Outlook Collection easy-access hip height seating is designed to provide an easy entrance and exit for patients and partners in care who have difficulty getting in and out of standard height seating due to health issues. Ideal for waiting areas, exam rooms and patient rooms the easy-access hip height model is available in the Sequoia, Hawthorne, and Jarrah styles.

PATIENT SEATING

The Outlook Collection patient seating is ideally suited for patient rooms and family lounges on the patient floor. The unique design provides exceptional comfort and back support while adding visual appeal to any room. Available in all of the Outlook Collection styles with four back options to choose from: flared back, flared back with wings, tapered back and straight back.



TABLES

The Outlook Collection tables are designed to complement Outlook seating. These free-standing tables can be specified in a wide range of table sizes and are available in the Sequoia, Hawthorne, and Jarrah styles.



DIMENSIONS

	overall depth	overall width	overall height	seat width	seat height	arm height
Single-Seat Chairs	27"	24"/28"	32½"	20¼"/24"	18"	26"
Two-Seat Chairs						
with center arm	27"	45¾"	32½"	20¼"	18"	26"
without center arm	27"	44"	32½"	40½"	18"	26"
Three-Seat Chairs						
with center arms	27"	67¾"	32½"	20¼"	18"	26"
without center arms	27"	64¼"	32½"	60¾"	18"	26"
Intermediate Table with Two-Seat Chair Units						
with center arms	27"	67¾"	32½"	20¼"	18"	26"
without center arms	27"	64¼"	32½"	20¼"	18"	26"
Bench	24"	44"	18"	N/A	N/A	N/A
Bariatric Chairs	27"	34"/44"	32½"	30"/40½"	18"	26"
Patient Chairs						
Standard	30"	24"/28"	45"	20¼"/24"	18"	26"
Bariatric High-Back	30"	34"	45"	30"	18"	26"
Easy-Access Chair	27"	24"	38½"	20¼"	24"	32"
Ganging Tables	depth	width	height			
In-Line	24"	20¼"	16½"			
End	24"	22¼"	16½"			
Corner	29½"	29½"	16½"			
90° Curved	29½"	29½"	16½"			
Freestanding Tables	depths	widths	heights			
Square	25½"/26"/36"	25½"/26"/36"	16"/21"			
Rectangle	18"/22"/24"/26"	20"/26"/32"/48"	16"/21"			
Round	36"/42" dia.		16"			

ADDITIONAL OPTIONS

- Moisture barrier available on seat.
- Contrasting fabrics on seat and back.
- Additional back heights of 4" or 12½".
- Plastisol arm caps in black, taupe, and graphite.
(Not available on Hawthorne seating.)
- Steel legs available in black and silver.
(Jarrah seating only.)
- Wallsaver legs. (Jarrah seating only.)
- Perimeter guard on legs to protect against scratches and dents.
(Not available on Linden or Jarrah.)

Note: Overall width dimension is 1" wider on Empress, Nikko, and Sequoia seating.

Refer to Nurture specification guide for complete product details.