



VG 421 210 CA
Stainless steel
Width 15" (38 cm)
Natural gas

Included accessories
Stainless steel cover.

Optional accessories
VV 400 000
Connecting strip for combination
with other Vario cooktops
(not when using a downdraft).

SV 402 090
Shaft extension for up to 5 1/2"
(see adjacent drawing).
Need two per unit.

SV 402 205
Shaft extension for up to 11 13/16"
(see adjacent drawing).
Need two per unit.

LS 330 000
Air deflector required for
combination with VL 431/430
to prevent a flame which has
been set to a low level from being
extinguished.

400 series Vario gas cooktop VG 421

- Special appliance for restaurant-grade capabilities in the home kitchen. Individually combined for a consistent stainless steel look. Made to combine with the 400 pro series.
- Two-ring burner up to 13,600 BTU. A basic for stovetop cooking.
- Convenient operation with automatic quick ignition. Simply move the switch to the required position and release it like on an electric cooktop.

Equipped for natural gas. Jets supplied for conversion to LP gas. (LP kit part# 427778)

Cooking zones

Two gas burners with two rings, suitable for pots and pans up to a maximum \varnothing 11".
One two-ring high-output burner (500–13,600 BTU).
One two ring, standard burner (500–6,800 BTU).
Two brass burner rings.

Features

Brushed stainless steel cooktop.
One piece pan support.
Two control knobs with ring and output marking.

Safety

Quick ignition.
Electronic flame monitoring (ionization principle) with automatic re-ignition.

Planning notes

Control knob to be integrated in the base cabinet at drawer level.
Air intake from above. No intermediate shelf required.
The Vario gas cooktop is equipped with a connecting cable and a grounded plug (4.59 ft. long).
The appliance must be set up and connected in accordance with the applicable installation specifications.

The rear panel must consist of a non-flammable material.
Wall trims must be resistant to heat.
The minimum distance from the side of appliance edge to the wall or furnishing components must be at least 12".

The minimum distance from the rear of the appliance must be at least 1 3/8".

Clamping range: 1 13/16" – 2" cooktop fittings.

The appliance is not operable without an electrical connection.

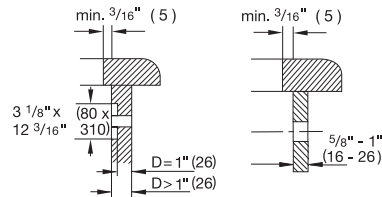
Rating

Total rating: 6.0 kW (20,400 BTU)
Total Amps: 1
120V / 60Hz

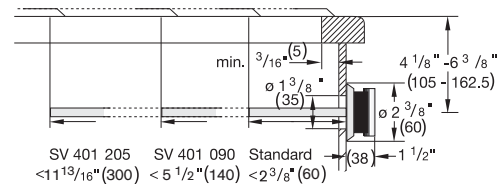
Front panel thickness 5/16" - 1".

The sketch below must be observed if the panel is more than 1" thick. There must be a recess at the rear for proper module installation.

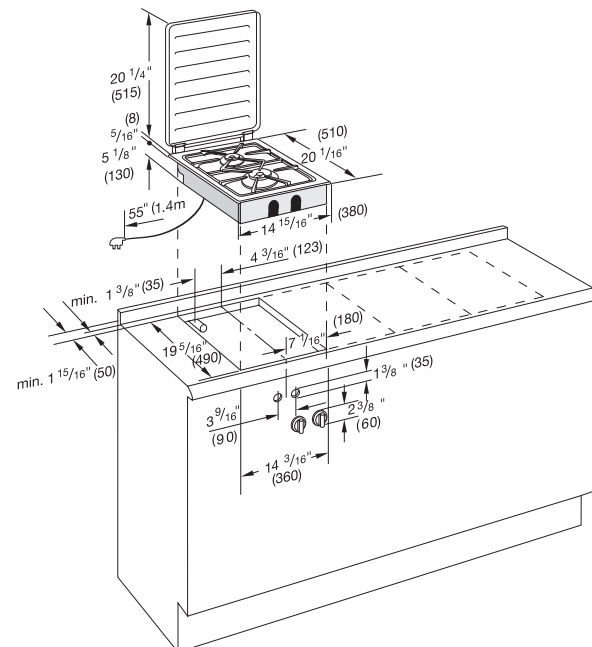
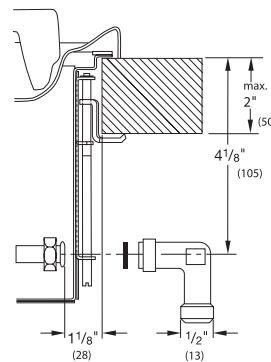
Installation of the control knob



Possible shaft extension prolongation



Gas connection



Numbers indicated
inside parenthesis () = mm