



**VK 411 610**

**Stainless steel**

Width 15" (38 cm)

#### Included accessories

- 1 glass lid
- 1 perforated cooking insert
- 1 unperforated cooking insert
- 1 handle for inserts
- 1 residue strainer
- 1 water drain valve

#### Optional accessories

**VD 400 000**

**Stainless steel cover**

**VV 400 000**

**Connecting strip for combination with other Vario cooktops**

(not when using a downdraft).

**VZ 400 700**

**Connecting strip with timer offers the automatic cooking time function for two appliances or cooking zones**

Also, independent short-period alarm timer.

**GE 020 010**

**Unperforated cooking insert**

**GE 020 020**

**Perforated cooking insert**

**FK 023 000**

**Pasta basket**

**AG 060 000**

**Drain installation set enables drainage of the cooking liquid into a suitable receptacle**

#### 400 series Vario electric in-counter steamer VK 411

- **Special appliance for restaurant-grade capabilities in the home kitchen. Individually combined for a consistent stainless steel look.**
- **Cooking at a defined temperature. Fish will not fall apart at 185°F.**
- **Cooking without burning or overboiling. Stress-free cooking with a guarantee for success.**

#### Cooking zones

Water capacity 1 – 6.4 quarts.  
(1 – 6 liters)

#### Features

Stainless steel cooktop and basin.  
Electronic water temperature control from 100°F to 200°F, in 5°F increments.  
Steam cooking with electronic steam control for pressureless cooking.  
Water drain valve. Motor-driven 1/2".  
Two control knobs with illuminated ring, temperature marking and water drain.

#### Safety

Automatic boiling point detection.  
Safety lock.

#### Planning notes

VK 411 and VF 411 must not be installed directly next to one another.  
Order the stainless steel cover separately. If a cover is fitted, the glass lid must be removed when closing it.  
The minimum distance from the appliance edge to the wall or furnishing components must be at least 2".

A ventilation hood must be installed if upper cabinets are installed above the electric in-counter steamer.

Hard wire required.

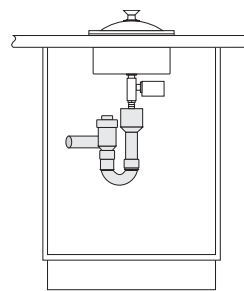
Clamping range: 1 13/16" - 2" cooktop fittings.

#### Rating

Total rating: 2.3 kW

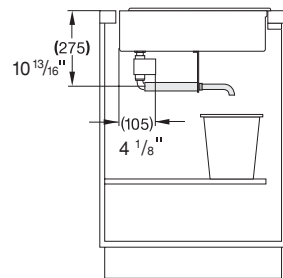
Total Amps: 10

220-240V / 60Hz



Installation possible with and without a water connection.

Drain connection in the base cabinet: Fixed connection with a free fall tube.  
It is necessary to install a non-return valve.

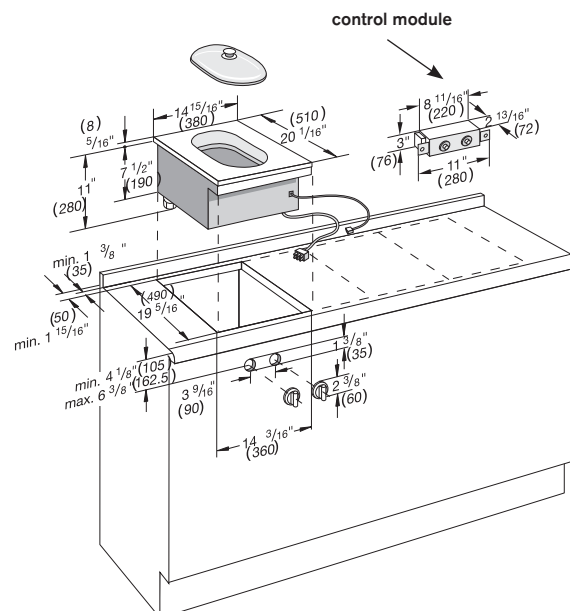
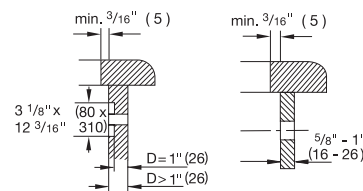


Drain into a water collecting receptacle (e.g. bucket).  
Only possible with AG 060 000 drain installation set.  
Access to drain via a door in bottom cupboard is required

Panel thickness 5/8" - 1".

The sketch below must be observed if the panel is more than 1" thick (there must be a recess at the rear).

#### Installation of the control knob



Numbers indicated inside parenthesis ( ) = mm