



AT 400 700

Stainless Steel

Air exhaustion / recirculation

Width 42" (106 cm)

AT 400 730

Stainless Steel

Air exhaustion / recirculation

Width 54" (136 cm)

Optional accessories

AA 010 410

Air exhaust grill for AT 400 700/730

Stainless steel color, 36" (90 cm).

Including installation fittings.

Height adjustable.

AA 400 010

Beech cutting board, 11" deep,

fits the workspace on top of the

AT 400 700/730

AA 400 200

Glass cover, matte-finished, 42",

thickness 1/4", with spacer.

Necessary accessory when combined with any gas cooktop

AA 400 230

Glass cover, matte-finished, 54",

thickness 1/4", with spacer.

Necessary accessory when combined with any gas cooktop

AA 409 100

Active charcoal filter for AT 400 700

AA 409 130

Active charcoal filter for AT 400 730

AA 409 400

Furniture support 33 1/5" (86 cm)

for AT 400 700

Can also be used as bearer for the countertop instead of a cabinet frame, or can be placed on top of the fan housing, replacing the need for a cabinet base.

AA 409 430

Furniture support

45 11/16" (116 cm) for AT 400 730

Can also be used as bearer for the countertop instead of a cabinet frame, or can be placed on top of the fan housing, replacing the need for a cabinet base.

AA 409 900

Telescopic extension for AT 400 700 by 4 5/16"

AA 409 930

Telescopic extension for AT 400 730 by 4 5/16".

ZB 020 090

Additional louver for air exhaust grill AA 010 410.

Height 1 3/16" (30 mm), several louvers can be installed.

Backsplash ventilation

AT 400

- The extractor perfectly combined with the cooktop – Reduced to one air inlet where it makes most sense.
- Revolution in recirculation air ventilation technology, perfect for the island – As efficient and quiet as an air extraction system, but without the exhaust air ducts.
- Integrated workspace above the cooktop – ingredients or plates for serving within direct reach.

Output

Max. air output:

Recirculation: 465 CFM.

Features

Three electronically controlled speeds and intensive mode, interval ventilation, delayed shut-off function, grease filter saturation display. Centrifugal grease filter and grease drip trays, dishwasher-safe.

Active charcoal odor filter mat.

Fluorescent tube 30/36 W.

Planning notes

AT 400 730 is designed for operation with three Vario 400 appliances. AT 400 700 for two Vario 400 appliances or cooktops up to 38" (95 cm) wide. Operation of Vario appliances is not possible with fitted cover. The remaining surface of the worktop min. 2" between the recesses must be reinforced with a support. Furniture supports AA 409 400/430 can be used for this and to stabilize the cabinet. Hinges on swing doors may have to be repositioned. The opening in the lower cabinet shelf may be increased as long as the free minimum cross-section of 1.9 sq.ft. is maintained.

The exhaust outlet in the cabinetry toe kick should be as large as possible to minimize draughts. The location of the exhaust outlet in the cabinetry toe kick is consumer-defined.

The backsplash ventilation cover must remain removable to permit changing of the lamp.

The connecting cables of the cooking appliances are laid through the middle of the air duct to the rear. Water in/outlet pipes must not be laid through the air duct. When operating a gas cooktop in combination with the backsplash ventilation, the AA 409 200/230 glass cover (accessory to be ordered separately) must be placed on top of the backsplash. Surfaces: Stainless steel 1.4301 ground and brushed Ilc.

Recommendation for stainless steel parts positioned nearby that have to be welded and polished: Brushing grain 280.

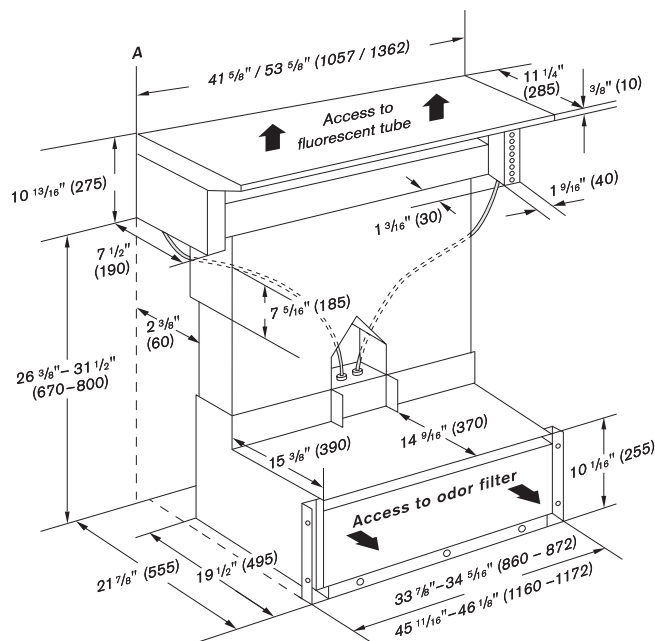
Rating

Total rating 310/316 W.

120V / 60Hz

Connecting cable 79" grounded plug (from middle of appliance).

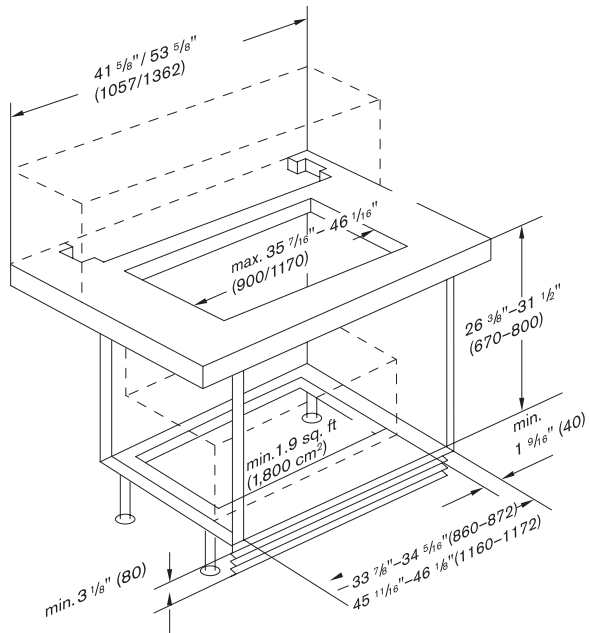
Total Amps: 2.6/2.8



Numbers indicated inside parenthesis () = mm

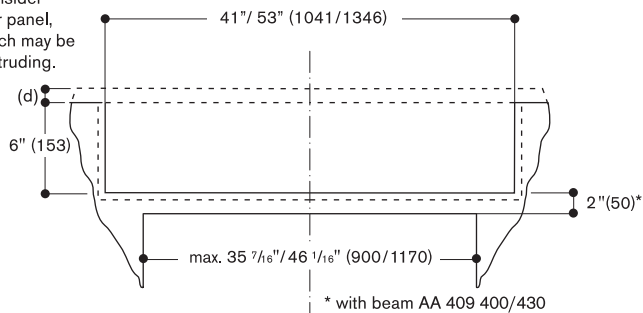


Cabinet opening – wall situation

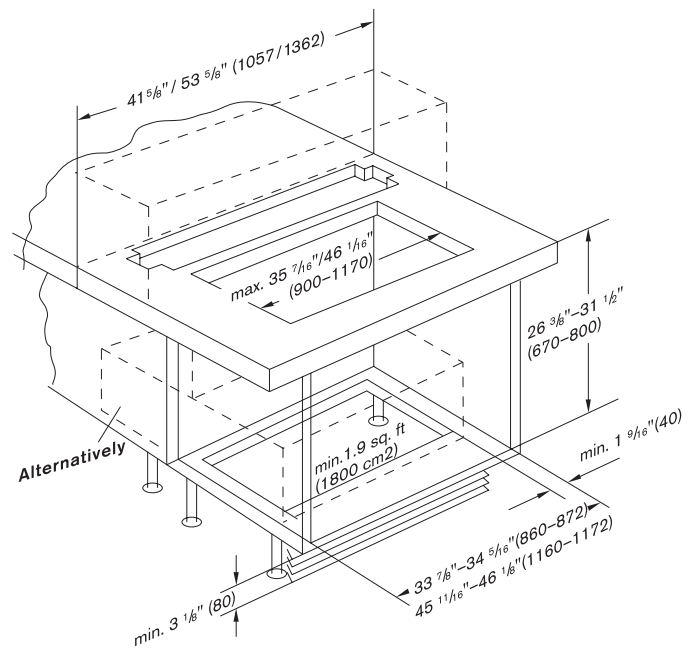


Opening dimensions in wall countertop

Consider rear panel, which may be protruding.

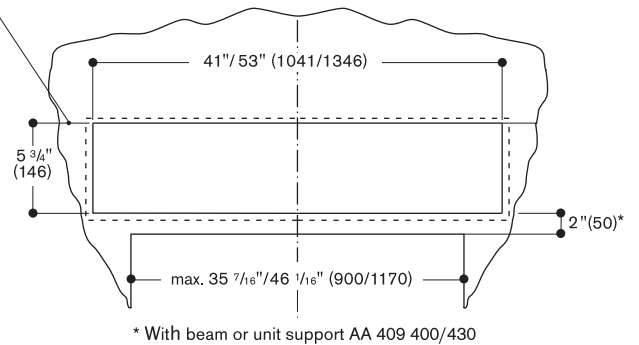


Cabinet opening – island situation

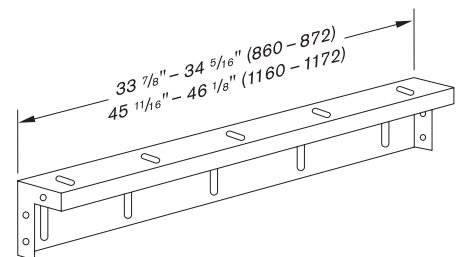


Opening dimensions in island countertop

(Joint when the worktop is assembled)



AA 409-400/-430 Furniture support



Numbers indicated
inside parenthesis () = mm