

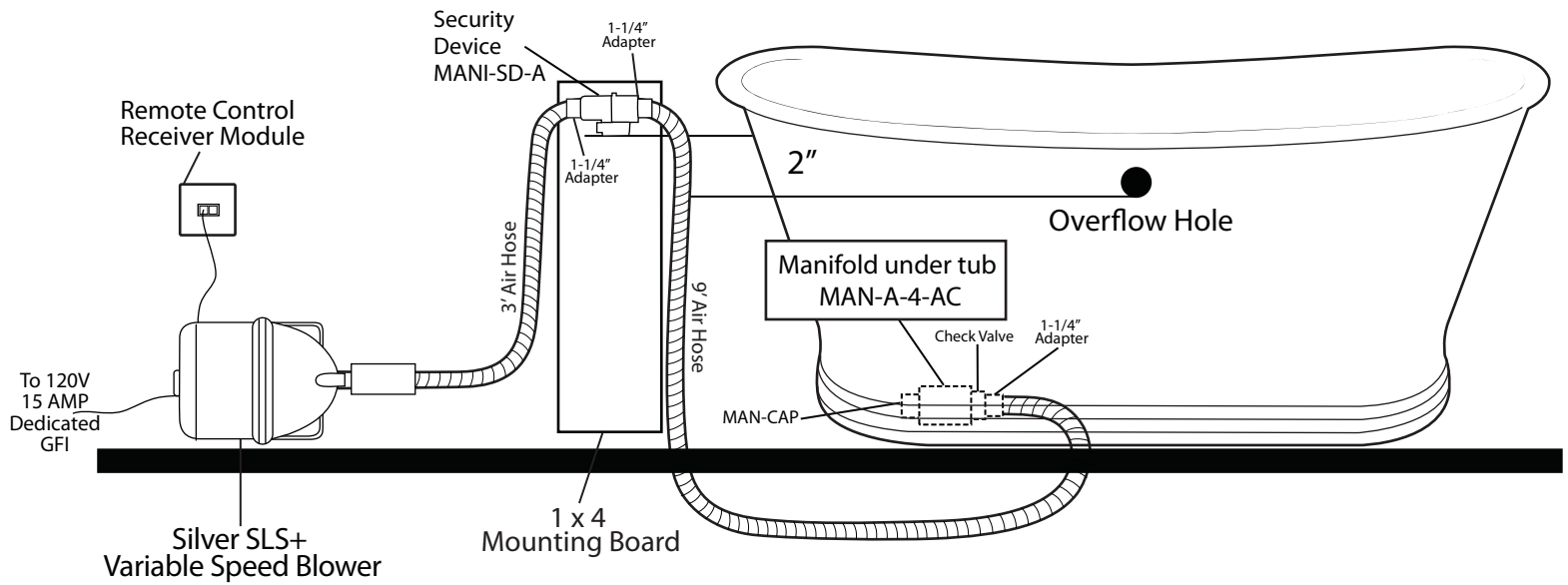
INSTALLATION INSTRUCTIONS

71" Morgan Hammered Copper Double Slipper Air Bath Tub

- Install so that the security device, MANI-SD-A, is at least 2" above the bottom of the overflow hole.

Components List:

- BM-TWP Ball Check Valve Jets
- MANI-SD-A Security Device
- MAN-A-4-AC Manifold
- Silver SLS+ Variable Speed Blower



Inside of Bath

Features:

- (12) Maxi Air Jets with 24 openings

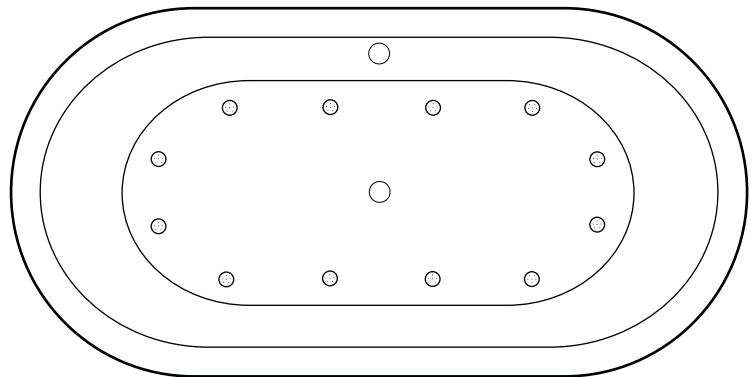


Elbows for air jets Tees for air jets

- Remote Control CG+/RTC-SENSOR-WP



12-15 year battery life



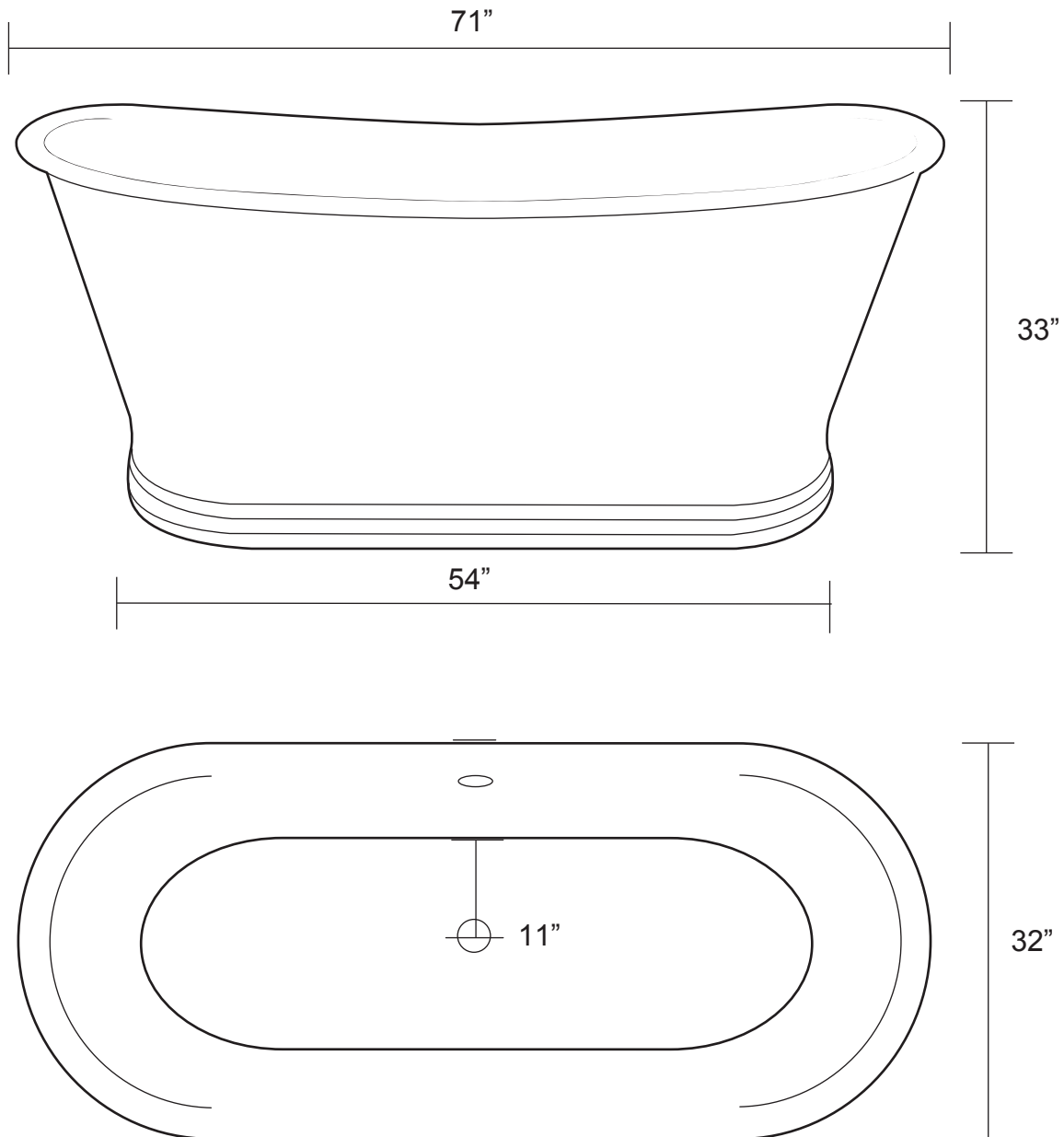
71" Morgan Hammered Copper Double Slipper Air Bath Tub

Hammered Interior and Exterior

Tub Dimensions: 71" L x 32" W x 33" H

Water Capacity: 105 Gallons

Tub Weight Crated: 345 lbs. Tub Weight Uncrated: 165 lbs.



Water depth to overflow is 19"

Overflow hole is 1-1/2" diameter.

Tub rim is 2-5/8" wide.

All measurements are approximate. Measurements may vary +/- 1/2".