

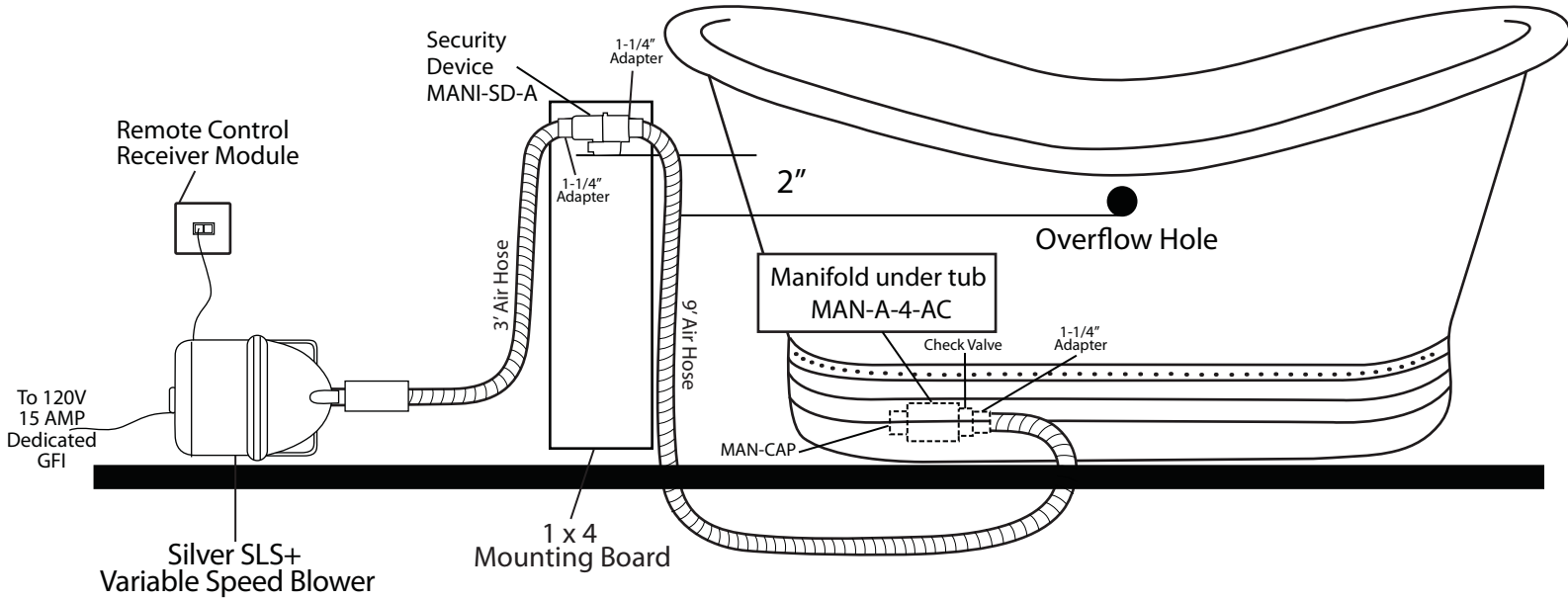
INSTALLATION INSTRUCTIONS

72" Bateau Copper Double Slipper Air Tub with Nickel Interior

- Install so that the security device, MANI-SD-A, is at least 2" above the bottom of the overflow hole.

Components List:

- BM-TWP Ball Check Valve Jets
- MANI-SD-A Security Device
- MAN-A-4-AC Manifold
- Silver SLS+ Variable Speed Blower



Inside of Bath

Features:

- (12) Maxi Air Jets with 24 openings

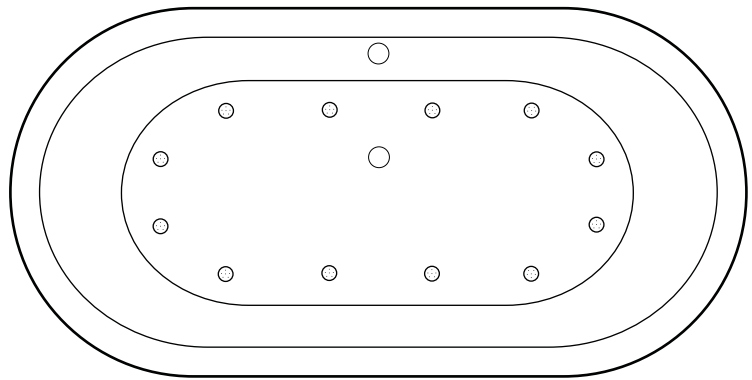


Elbows for air jets Tees for air jets

- Remote Control CG+/RTC-SENSOR-WP



12-15 year battery life



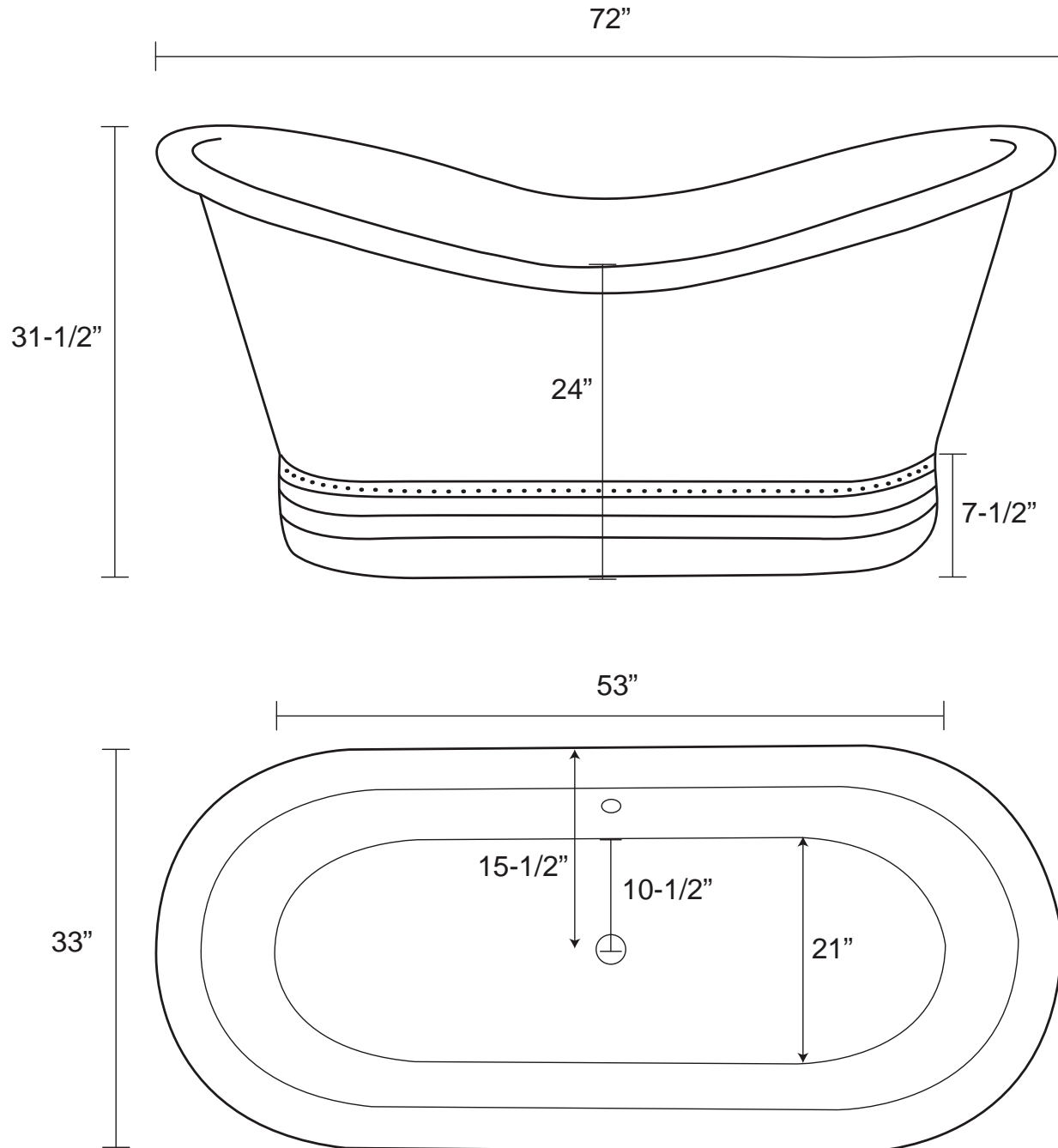
72" Bateau Copper Double Slipper Air Tub with Nickel Interior

Hammered Exterior and Interior

Tub Dimensions: 72" L x 33" W x 31-1/2" H

Water Capacity: 70 Gallons

Tub Weight Uncrated: 170 lbs. Tub Weight Crated: 325 lbs.



Tub rim is 2-5/8" wide.

Overflow hole is 1-5/8" diameter.

Water depth is 14" to overflow.

Overflow is 20" from floor.

All measurements are approximate. Measurements may vary +/- 1/2".