



VS PRODUCT INFORMATION

Specialized Rooms



Table of Contents

Computer Workstations.....	5
Art/Handicrafts Furniture.....	17
Music Room Furniture.....	27





- i. Integra
- ii. Duo-Media
- iii. Network Media
- iv. Euroline
- v. Network
- vi. Series 901
- vii. PC-Training
- viii. MediaMobil
- ix. Series 600 Information Terminal

Computer Workstations



Other models illustrated on this page:
PantoMove-LuPo

Integra Computer table.

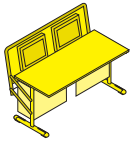
Frame made of powder-coated tubular steel tube with center legs on skids with plastic kick protectors. All steel tubes are in flatoval sections. Desk alternatively available on glide elements, castors or for floor mounting.

Seating size. Height-adjustable in stages.

Desk top of melamine-resin-coated LIGNOpal particleboard with a seamlessly cast-on polyurethane safety edge.

Equipment and options. Front with hinged and optionally lockable monitor panel for screw-mounted flatscreen monitors. Monitor panel with a gas-filled telescopic strut responding to weight and force. Desk optionally available with an open CPU holder or with a hinged and lockable CPU compartment. Mouse holder and keyboard shelf located in the monitor panel or for single desks under the desk top. Optionally with cable channel for cross-linking and vertical rising channel. Desk top can be removed for the purpose of simple cabling.

Following materials are available: Frame = M1,2; Top LIGNOpal-PU = L2.

				
		2402	2403	2404
Integra	Desk top w-d (Overall d)	29 ¹ / ₂ -25 ⁵ / ₈ (31 ¹ / ₂)	130-25 ⁵ / ₈ (31 ¹ / ₂)	150-25 ⁵ / ₈ (31 ¹ / ₂)
	Glide element (castor) h	25 ³ / ₁₆ , 27 ³ / ₈ , 30 (27 ³ / ₈ , 30)		
	max. monitor w-h-d (weight kg)	17 ³ / ₈ -15 ³ / ₄ +6 ³ / ₁₆ (1 ¹ / ₂ -2 ¹ / ₂)		
	max. computer w-h-d (weight kg)	8 ¹ / ₂ -18 ¹ / ₈ -16 ¹ / ₂ (4-4 ³ / ₄)		
	max. keyboard w-h-d	18 ⁷ / ₈ -1 ³ / ₄ -7 ¹ / ₄ (19 ⁵ / ₈ -2 ¹ / ₈ -9 ⁷ / ₈)		
	max. mouse w-h-d	2 ³ / ₄ -5 ¹ / ₂ -1 ³ / ₈		
		Monitor panel (plywood shelf)		



Other models illustrated on this page:
PantoMove-LuPo

Duo-Media Computer table.

Frame of powder-coated steel tube with set-back double-legs (C-shape) on steel skids with plastic kicking protection. All steel tubes in flat-oval profile. Table suitable for floor fixing if required.

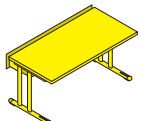
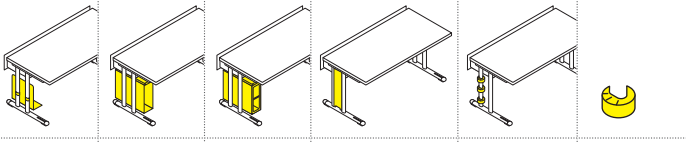
Frame sizes. In table height of 28³/₈ in.

Table top of melamine-resin coated LIGNOpal particleboard with glued-on (KU) plastic edges.

Features. Table top with lockable sliding mechanism (12 cm) for access to the cable channel. Cable outlet through sealing lip over the full table width between top and side panel.

Accessories and options. Perforated-metal vertical cable channel attached without tools between the double legs. Inside solid metal, outside powder-coated perforated metal. Vertical channel can only be opened when the horizontal cable channel is also open. Vertical cable guide consists of 3 plastic cable clips to push-onto the table legs.

Following materials are available: Frame = M1,2; Top LIGNOpal plastic/beech = L2 (KU).

										
		4450	4451	4452	4453					
Duo-Media	d=31 ¹ / ₂ , Total d=33 ¹ / ₂	4450	4451	4452	4453					
	d=35 ³ / ₈ , Total d=37 ³ / ₈	4455	4456	4457	4458					
						4447	4448	4449	4460	4461 62-986-99
	w	31 ¹ / ₂	47 ¹ / ₄	55 ⁵ / ₈	63					
	h	28 ³ / ₈								
						CPU-angle	CPU-box	Vertical channel	Cable guide	Cable clip



Other models illustrated on this page:
Series 600 Stand-at module, PantoMove-VF,
Series 600 open cupboard



Network Single table.

Frame. Four-sided top frame of half-oval tubular steel with screwed-on round tubular steel legs, either powder-coated or chrome-plated. With functional gap between table top and frame to accept accessories and adapters. The system consists of basic and add-on tables as well as hanging leaves. The tables are fitted with floor-levelling screws or castors.

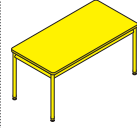
Table heights are either fixed, adjustable in steps or continuously adjustable.

Table top of LIGNOpal particleboard laminated with either melamine-resin, veneer or linoleum and with glued-on (KU) plastic or (BU) beech edges, alternatively with solid beech profile. Choice of square or rounded corners.

Features (optional): Rectangular tables with 2 or 4 castors.

For further information on the NetWork-office table and desk program see the product information on table systems.

Following materials are available: Frame = M1,2,7; Top LIGNOpal plastic/beech = L1,4,6,10,F1.

											
NetWork	d = 27 ⁵ / ₈	21200	21421	21422	21423	21424	21201	21425	21426	21427	21428
	d = 31 ¹ / ₂		21210			21211	21212	21213	21214	21215	21216
	w	27 ⁵ / ₈	31 ¹ / ₂	35 ¹ / ₂	39 ³ / ₈	47 ¹ / ₂	55 ¹ / ₈	63	70 ⁷ / ₈	78 ³ / ₄	86 ⁵ / ₈
	h	28 ³ / ₈ (25 ¹ / ₂ -33 ¹ / ₂)									



Network accessories.

CPU-grid for attachment of further hanging shelves to the table side. Powder-coated steel rod. The grid is secured in the functional gap between table top and frame.

CPU-holder for attachment of the CPU to the table side.

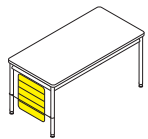
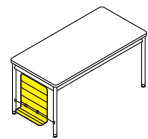
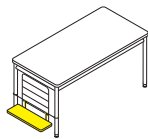
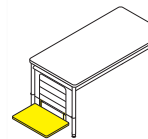
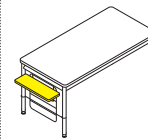
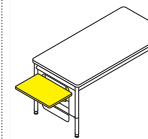
L-shaped grid of powder-coated steel rod. The holder is inserted into the functional gap between table top and frame. Further shelves can be hung onto it. The CPU is secured with a strap and quick-release fastener.

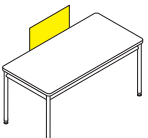
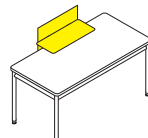
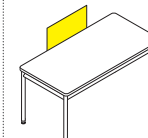
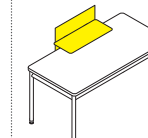
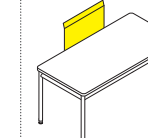
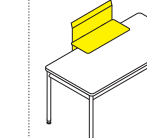

Hanging shelves are of melamine-resin laminated LIGNOpal particleboard with glued-on (KU) plastic edges and rounded corners. Fitted with a bracket of arctic-colored powder-coated steel rod for hanging onto the CPU-holder and CPU-grid, for the upper and lower positions.

Screens of fabric-covered LIGNOpal particleboard, single-pane safety glass or perforated-metal are available. The screens are attached to the functional gap between table top and frame with a U-shaped bracket.

Screens with shelf are available in fabric-covered LIGNOpal particleboard, single-pane safety glass or perforated-metal each with a shelf of melamine-resin laminated LIGNOpal particleboard. The screens are attached to the functional gap between table top and frame with a U-shaped bracket.

Following materials are available: Frame = M1,2,7; Top LIGNOpal plastic/beech = L1,4,6,10,F1.

							
Network		21395	21396	20322	20323	20324	20325
	w-d			23 ⁵ / ₈ -7 ⁷ / ₈	23 ⁵ / ₈ -15 ³ / ₄	23 ⁵ / ₈ -7 ⁷ / ₈	23 ⁵ / ₈ -15 ³ / ₄
		for table height min. 25 ¹ / ₈ in (glide elements) min. 27 ¹ / ₈ in (castors)					
		CPU grid	CPU holder	Hang-in shelf lower		Hang-in shelf upper	
			with retaining strap				

													
Network		21381	21383	21382	21384	21385	21387	21386	21388	21389	21391	21390	21392
	w-d	26 ³ / ₈ -15 ³ / ₄	34 ¹ / ₄ -15 ³ / ₄	26 ³ / ₈ -15 ³ / ₄	34 ¹ / ₄ -15 ³ / ₄	26 ³ / ₈ -15 ³ / ₄	34 ¹ / ₄ -15 ³ / ₄	26 ³ / ₈ -15 ³ / ₄	34 ¹ / ₄ -15 ³ / ₄	26 ³ / ₈ -20 ⁷ / ₈	34 ¹ / ₄ -20 ⁷ / ₈	26 ³ / ₈ -20 ⁷ / ₈	34 ¹ / ₄ -20 ⁷ / ₈
		Fabric screen						Glass screen		Perforated metal screen			



Series 901 Rectangular table with two round or square U-shaped legs.

Constructed with a centrally-positioned tubular-steel cross-member with welded-on brackets.

Table top of a LIGNOpal (melamine-resin), veneered or linoleum covered particleboard with plastic or wooden edges. The corners are either square or rounded. Optional sliding top.

Electrification (optional) is provided 1.) by means of push-on plastic cable clips or 2.) by a fabric trough which is hinged on both sides.

Cable outlets (optional) are achieved 1.) through a maximum of 4 metal outlets or 2.) by means of an E-Box for power and data connections, in each case on the left, in the middle and on the right.

Supporting element (refer to table for position) consists of two U-shaped tubular or square steel legs of powder-coated steel. Optional step height adjustment or castors.

Following materials are available: Frame = M2,5; Top LIGNOpal plastic/beech = L1,4,6,10,F1.

			Square tube	Round tube				
Series 901	d = 31½		21511	21512	21513	21514	21515	
L: U-shaped round or square tube	h =		28 ^{3/8} (25 ^{5/8} -32 ^{5/16})					
R: U-shaped round or square tube	w =		47 ^{1/4}	55 ^{1/8}	63	70 ^{7/8}	78 ^{3/4}	86 ^{2/87}



Series 901 accessories.

CPU holder for installation of a CPU underneath the table top.

Constructed of an L-shaped grid of powder-coated steel wire. The holder is hung onto the cross-member and when only supporting posts are present can be secured either outside or inside the table but in the case of legs only on the inside. The CPU is tied down with a tightening strap. Cables can be covered with an additional panel.

Printer shelf for installation of the printer underneath the table top. Constructed of a powder-coated steel tube with a row of slots for hanging shelves. The holder is hung onto the cross-member whereby the shelves are positioned outside the table.

Vertical cable chain of interlocking four-chamber links of flexible plastic for guiding separate cables. To be hung at the top into the table top cable trough or cross-member and with a metal disc at floor level.

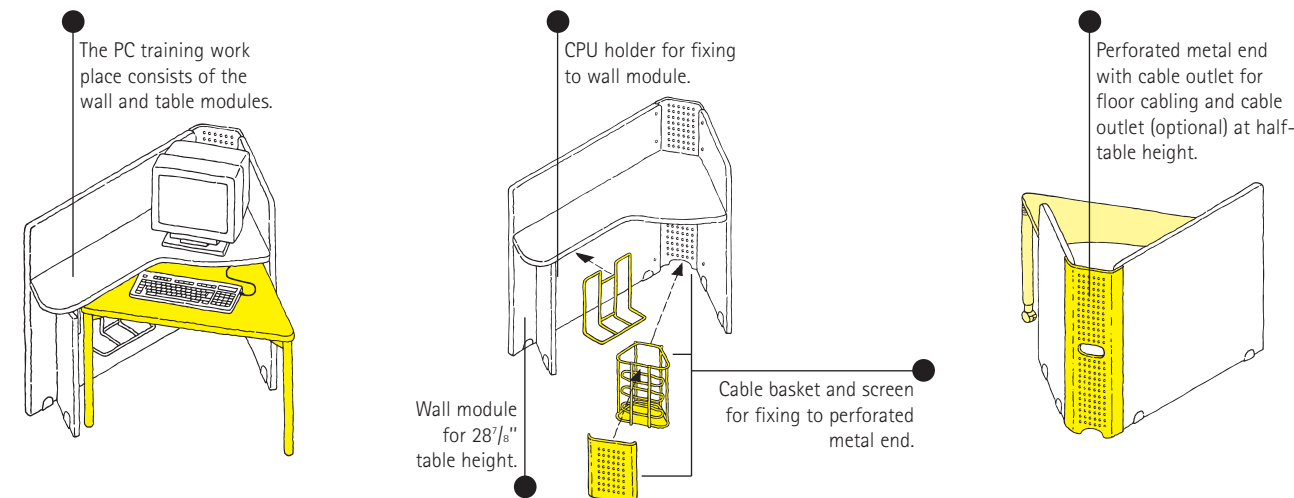
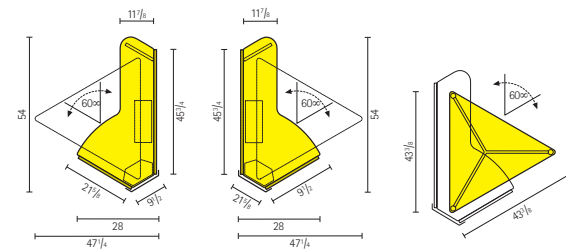
Following materials are available: Frame = M2,5; Top LIGNOpal plastic/beech = L1,4,6,10,F1.

Series 901	w-d		21695 CPU angle	21696 Printer shelf 19 ^{5/8} -17 ^{3/4}

Series 901			21697 Vertical cable chain Seat height Sit/stand-at height	21698 Cross-member or table top
	Mounting on:			

Series 901			21681	21682	21683	21684	21685	21686	21687	21688
	for rectangular, wedge-shaped and sinusoidal tables (d=31½/39 ^{3/8}) w		47 ^{1/4}	55 ^{1/8}	63	70 ^{7/8}	78 ^{3/4}	86 ^{5/8}		
	for half-round tables w								84 ^{5/8}	94 ^{1/2}

Other models illustrated on this page:
PantoMove-2K



PC-Training System for computer-based study.

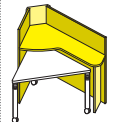
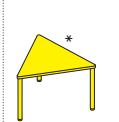
System consists of a triangular 60° wall-module and corresponding tables (2 versions). The wall-module serves as acoustical and visual isolation as well as to accept the computer hardware. For working at the PC, the table can be placed in the triangular wall module or combined for group work. Placing the elements in rows allows undisturbed individual work but also eye contact to the supervisor.

Wall-module consists of a body with storage shelf (display unit and keyboard) each of veneered or melamine-resin coated LIGNOpal particleboard with glued-on (BU) beech or (KU) plastic edges. Body with perforated-metal element in the middle.

Accessories and options. Cable outlet, cable basket and CPU-holder on the inside of the body.

Table (Cross Single table). Set-back four-sided top frame of rectangular tubular steel with welded-on round tubular steel legs, powder-coated. Table top is of a melamine-resin coated LIGNOpal chipboard with glued-on (KU) plastic or (BU) beech edges and square corners.

Following materials are available: Body: off-white and natural beech veneer. Frame = M1,2; Top LIGNOpal plastic/beech = L1,4,6.

				
PC-Training		1480	1481	1484
	Cross			25 ³ / ₁₆ (27 ⁵ / ₁₆)(30)
	h			

*Castors available on special requests.

MediaMobil PC-terminal for classrooms.

System consists of 2 terminal types, each with a pedestal as well as a fixed (Fix) or a turnable (Flex) table top with additional tubular-steel supporting legs. Both types are available as stand-at workplaces in 2 heights.

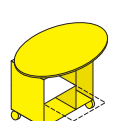
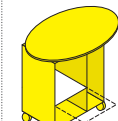

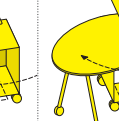
Pedestal of LIGNOpal melamine-resin laminated particleboard with PC and printer compartments, the latter with pull-out shelf (on runners). Optional castors or glides.

Electrification at the back of the PC compartment (cable storage space). A lockable wing door enables easy access. The circular cable outlet in the table top is fitted with an alu. insert.

Table tops. In the Fix type, the table top is mounted on spacers and serves as a support for the monitor and boxes. In the Flex type, the table top is mounted on a pivoted joint and can be freely positioned. In addition, there is turnable monitor support. All panels are of LIGNOpal particleboard laminated with melamine-resin sheet and with glued-on (KU) plastic edges.

Following materials are available: Frame: M1 and 2. Top: L2. Body: L1.



					
MediaMobil	w-h-d body	31 ¹ / ₂ x 31 ¹ / ₂ x 22 ⁵ / ₈	31 ¹ / ₂ x 39 ³ / ₈ x 22 ⁵ / ₈	32 ¹ / ₄ x 31 ¹ / ₂ x 22 ⁵ / ₈	32 ¹ / ₄ x 39 ³ / ₈ x 22 ⁵ / ₈
	w-d working surface	47 ¹ / ₄ x 30 ³ / ₄		52 ³ / ₈ x 35 ³ / ₈	
	h working surface	35 ⁵ / ₈	43 ⁵ / ₁₆	35 ⁵ / ₈	43 ⁵ / ₁₆

Series 600 Information terminal.

Body consists of a tubular-steel skeleton with 4 tubular corners/legs, a solid metal bottom and 3 perforated-metal sides, all powder-coated. Standard with design or special castors or optional adjustable feet in heights of 3" or 3¹⁵/₁₆".

Front of perforated-metal with metal bow handles.

Organization (top) with open or closed (tambour) compartment for visual display unit and printer as well as pull-out keyboard shelf.

Organization (bottom) with lockable cupboard element (wing door) for installation of the CPU.

Locks. Optionally with cylinder or turning knob locks.

Following materials are available: Frame = M1,2,7; Front Steel = M2,3,10; Body Steel = M2,3,10.



			
Series 600		45209	45210
	w-d	25 ⁵ / ₈ x 18 ⁵ / ₈	-- (77 ³ / ₁₆)
	h design castor 3 (3 ¹⁵ / ₁₆)	76 ¹³ / ₁₆ (78)	



- i. Duo-Tec
- ii. Drawing Cabinet
- iii. Quattro Textile
- iv. Series 80000 Handicraft Cabinet
- v. Series 80000 Open Cupboard
- vi. Series 600 Cupboard
- vii. Series 600 Storage Module
- viii. BoxStore

Art/Handicrafts Furniture

Other models illustrated on this page:
PantoMove-LuPo



Duo-Tec Drawing table.

Frame of powder-coated steel tube with set-back double legs (C-shape) on steel skids with plastic kicking protection. All steel tubes in flat-oval profile.

Frame size. Table height 76 cm.

Table top of melamine-resin laminated LIGNOpal particleboard with glued-on (KU) plastic edges.

Feature. Fixed horizontal top (2445), with ratchet mechanism for inclining the table top in steps at 0°, 5°, 10° and 16° (2446), with continuous adjustment of the inclination from 0° to 90° (2447).

Accessories and options. Table top with stop-edge, briefcase hook(s), grid bookshelf, storage shelf at the side with water beaker or wire basket, front panel. The drawing table (2447) can be equipped with the travelling drafting machine (9158).

Following materials are available: Frame = M1,2; Top LIGNOpal plastic/beech = L (grey white).

Duo-Tec			2445	2446	2447
	w-h-d		29 1/2-30-23 3/8		

Drawing cabinets.

Body of melamine-resin laminated particleboard with glued-on plastic edges and finished back. Fitted with black coated plinth if required.

Front epoxy-resin paint finish with matching bow handles.

Top. Melamine-resin laminated matching front.

Drawers with ball-bearing runners, pull-out restriction and safety lock. Maximum load 20 kg.

Following materials and colors are available: Body: flannel, sand. Front: flannel, sand.

Duo-Tec			4615	4616	4617	4618
	w-d		40 3/4-29			
	h with plinth		21 1/4	30 3/4	37	21 1/4
	h without plinth		18 1/8	27 5/8	33 3/8	18 1/8
	Number of drawers		2	3 1/8	4	2
	For DIN sizes		A1			
			AO			



Other models illustrated on this page:
PantoMove-LuPo

Quattro-Textil Special table for textile handicrafts.

Frame of powder-coated oval tubular-steel legs with four-sided rectangular tubular-steel top frame.

Table top of melamine-resin laminated LIGNOpal particleboard with seamless moulded-on (PU) polyurethane safety edges or glued on (KU) plastic edges.

Cutting-out table (2486) with optional cork linoleum surface, ironing table (2834) with heat-resisting Eterplan surface and aluminium edge.

Accessories and options. Sewing machine table (4414) with pedestal and "English" drawer for portable sewing-machine

Important notice. PU edges are extremely robust, but can show signs of discoloration over time.

Following materials are available: Frame = M1,2; Top LIGNOpal-PU = L1; Top LIGNOpal plastic/beech = L1 (KU).

Quattro-Textil			4414	2846	2834
	w-d		51 1/8-25 5/8		
	h		28 3/8(29 7/8)(30)		
			50-24 3/8		



Series 80000 Special compartment for textile handicrafts.

Construction: The body is either glued together or capable of being knocked-down and can be combined with other cupboards to form walls.

Body is of melamine-resin laminated LIGNOpal particleboard with glued-on (KU) plastic or (BU) beech edges. With glued partition as well as rows of holes or a perforated aluminium section. Body with concealed adjustable feet and optionally with a plinth of solid beech or steel and with removable back panel.

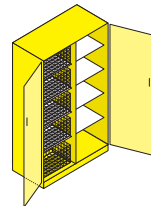
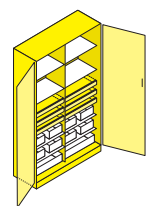
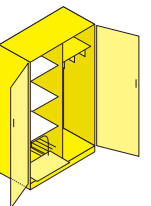
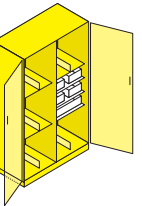
Fronts with 1 double wing door or 2 separately-opening single wing doors in the case of a partition flush with front.

Optionally with **cylinder** or **turning knob locks**.

Bow handles of steel, wood or plastic as well as flush handles of plastic and knobs of steel.

Internal fittings: Adjustable shelves and special built-in facilities for textile handicrafts such as smoothing-iron pull-out shelf, weaving-frame holder, baskets, etc.

Following materials are available: Front LIGNOpal = L1,4,6,F1; Carcass/bases LIGNOpal = L1,4,6.

	Rows of holes: 9 7/8 in.				
Series 80000	d = 16 1/2 d = 22 7/8 w-h	80675	80365 80665	80673	80674
Lock (optional)		(2)	47 1/4-77 1/2 (1)	(2)	(2)





*Castors available on special requests.



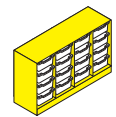


Series 80000 Open cupboard with material trays.

Construction of glued or knocked-down bodies which can be combined to form cupboard walls.

Body of melamine-resin-coated LIGNOpal particleboard with glued-on plastic or beech edges and rows of holes. Body with concealed adjustable feet and optionally with a plinth of solid beech or steel and with removable back panel.

Internal fittings: Optionally with material trays on metal-bar guides. Large or small plastic material trays are available. The trays can be ordered individually, with or without metal-bar guides.

Following materials are available: Carcass/bases LIGNOpal = L1,4,6.

						
Series 80000	d = 16 1/2	80840	80841	80842	09192	09199
	w-h / w-h-d	28-33 1/4	41 1/2-33 1/4	55 1/2-33 1/4	12 1/4-3-14 3/4	12 1/4-6-14 3/4
	Number of cases	16x 09192 or 8x 09199	24x 09192 or 12x 09199	32x 09192 or 16x 09199		
	Colors				translucent, red, blue, green, yellow, anthracite	
	Lock (optional)	-	-	-	-	-



Series 600 Cupboard for paper and handicraft.

Body consisting of a tubular-steel Body with 4 posts, a solid-sheet base and 3 perforated-plate sides, each powder-coated. With design or technical castors or optionally with adjustable feet in heights of 3" or 3 15/16".

Front with doors and drawers, each consisting of melamine-resin-coated LIGNOpal particleboard with glued-on plastic edge and with metal bow handles.




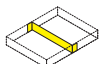



Organization (top). Cupboard element with a double wing door. Optionally with 1 or 2 shelf inserts or left side with 6 guides for plastic boxes and right side with 1 LIGNOpal shelf insert.

Organization (bottom). 7 drawers with pull-out stop for DIN A2 format. Further formats (DIN A3, A4, A5) with drawer partitions possible (see table).

Locks. Both cupboard elements optionally with cylinder locks.

Drawer partitions and storage boxes of plastic must be ordered separately.

Following materials are available: Frame = M1,2,7; Front LIGNOpal = astral silver; Body Steel = M2,3,10.

									
Series 600 Paper and handicraft cupboard		09196	09197	09198	45247	45248	45249	45246	45243
	w-d (w-d-h)	(12 1/4-16 3/4-3)	(12 1/4-16 3/4-6)	(12 1/4-16 3/4-11 3/4)				33 1/2-25 5/8	
	h design castor 3 (3 15/16)							62 5/8 (64 3/16)	
	h special castor 3 (3 15/16)							63 (64 5/8)	
	No. of boxes small / medium / large								6/3/2
	DIN A3 partition				2x			1x	
	DIN A4 partition					4x		1x	
	DIN A5 partition						3x		



Series 600 Storage module.




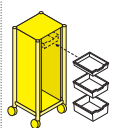
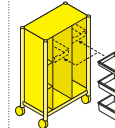
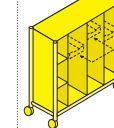
Body consists of a tubular-steel skeleton with 4 posts, a solid-metal bottom and 3 perforated-metal sides, each powder-coated. With design or special castors or optional adjustable feet in heights of 3" or 3¹⁵/₁₆".

Front open.

Organization. Body with vertical compartments and runners for small (yellow), medium (red) or large (green) plastic boxes. The boxes can be freely combined provided the 3 different heights are taken into account. The internal partitions are made of LIGNOpal particleboard laminated with melamine-resin sheet. There are 3 additional side compartments of office file size.

Plastic storage boxes must be ordered separately.

Following materials are available: Frame = M1,2,7; Body Steel = M2,3,10.

							
Series 600 Storage module		09196	09197	09198	45244	45242	45245
w-d (w-d-h)		(12 ¹ / ₄ -16 ³ / ₄ -3)	(12 ¹ / ₄ -16 ³ / ₄ -6)	(12 ¹ / ₄ -16 ³ / ₄ -11 ³ / ₄)	18 ¹⁵ / ₁₆ -18 ¹⁵ / ₁₆	33 ¹ / ₂ -18 ¹⁵ / ₁₆	49 ¹ / ₄ -18 ¹⁵ / ₁₆
h design castor 3 (3 ¹⁵ / ₁₆)						48 ⁷ / ₈ (50 ¹ / ₂)	
h special castor 3 (3 ¹⁵ / ₁₆)						49 ¹ / ₄ (50 ⁷ / ₈)	
No. of small boxes					12	24	36
No. of medium boxes					6	12	18
No. of large boxes					3	6	9



BoxStore Mobile cabinets.

Construction of glued Bodies on a steel frame with design castors.

Body of melamine-resin-coated LIGNOpal particleboards with glued-on plastic edge. With glued center panels for dividing the bodies. With rows of drill holes (1 in.) for adjustable shelf inserts or with plastic rails for holding plastic trays/tubs.

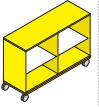
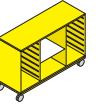
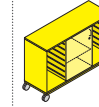
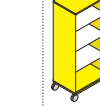
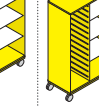
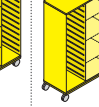


Optionally with transparent back panel.

Fronts are partly open (shelving cabinets) or equipped with wing doors.

Optionally with cylinder or turning-lock knobs.

Box handles made from steel, wood or plastic, inset-type handles made from plastic and olive handles made from steel.

Following materials are available: Front LIGNOpal = L1,4,6,F1; Body/bases LIGNOpal = L1,4,6.

									
BoxStore	80843	80844	80845	80846	80847	80848	09192	09199	
w-d	47 ¹ / ₄ -16 ³ / ₁₆						12 ⁵ / ₁₆ -14 ³ / ₄		
h	33 ¹ / ₄						3	5 ⁷ / ₈	
Adjustable shelf	2	1		6		3			
Material tray	14x 09192" 6x 09199 + 2x 09192			28x 09192" 14x 09199					
Colors								translucent, red, blue, green, yellow, anthracite	



- i. KN-38
- ii. KN-39
- iii. LuPoGlide
- iv. Series 80000 Instrument Cabinet

Music Room Furniture



KN-38 Four-legged chair, also suitable for seating in halls.

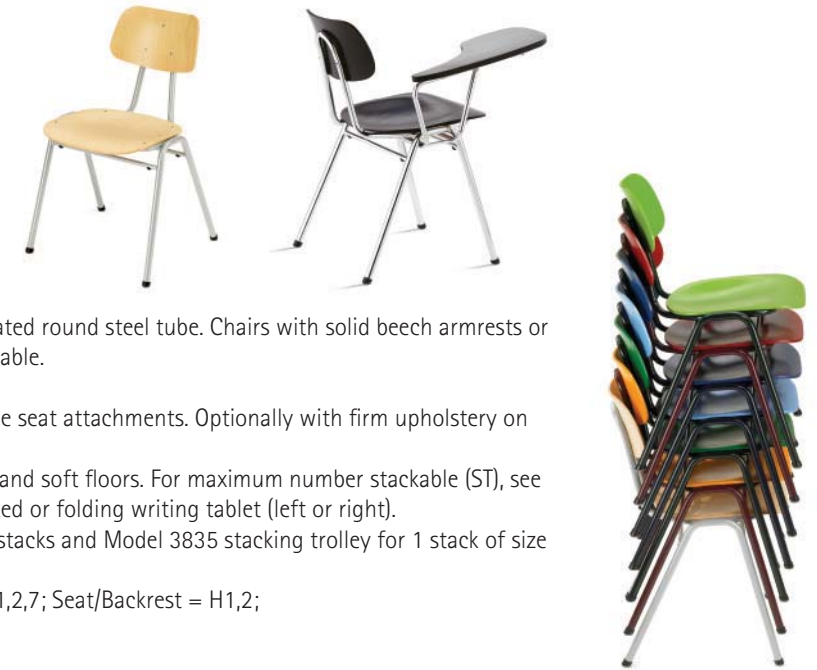
Frame of welded, powder-coated or chrome-plated round steel tube. Chairs with solid beech armrests or chairs with beech plywood writing tablet (left or right) available.
Seat and backrest of beech plywood with visible seat attachments. Optionally with firm upholstery on one side.
Features and options. Glide elements for hard or soft floors. For maximum number stackable (ST), see table. 2x 10 chairs can be transported with the stacking wagon (3834). Optionally with fixed or removable and fixed (Type-A) or folding writing tablet (Type-B) (left or right).
Following materials are available: Frame = M1,2,7; Seat/Backrest = H1,2; Upholstery = S16,17,22-26,28-31,36,37.

Stacking wagon 3834			
KN-38			
		3801	3807
	Seat w-h-d	16 ³ / ₁₆ x 18 ¹ / ₁₆ x 17 ¹ / ₂	16 ³ / ₁₆ x 18 ¹ / ₁₆ x 17 ¹ / ₂
	Total w-h-d	20 ¹¹ / ₁₆ x 31 ¹ / ₂ x 20 ¹ / ₄	23 ¹ / ₄ x 31 ¹ / ₂ x 26 ³ / ₁₆
	Armrest h		27 ³ / ₁₆
	ST	10	2x 10

* Only model 3801 is stackable

KN-39 Four-legged chair.

Frame of welded, powder-coated or chrome-plated round steel tube. Chairs with solid beech armrests or beech plywood writing tablet (left or right) available.
Frame sizes as per DIN ISO 5970 and CEN.
Seat and backrest of beech plywood with visible seat attachments. Optionally with firm upholstery on one side.
Features and options. Glide elements for hard and soft floors. For maximum number stackable (ST), see table. Optionally with fixed or removable and fixed or folding writing tablet (left or right).
Accessories. Model 3834 stacking wagon for 2 stacks and Model 3835 stacking trolley for 1 stack of size 6 chairs.
Following materials are available: Frame = M1,2,7; Seat/Backrest = H1,2; Upholstery = S16,17,22-26,28-31,36,37.



Stacking wagon 3834	ISO/CEN	Seat w			
Stacking trolley 3835	3 = 13 ³ / ₈	15 ³ / ₄			
	4 = 15	15 ³ / ₄			
	5 = 16 ¹ / ₂	15 ³ / ₄			
	6 = 18 ¹ / ₈	15 ³ / ₄			
KN-39			3901	3913	3834
	h		3-4-5-6	6	
	ST		10		2x 10
					size 6 only

* Only model 3901 is stackable

LuPoGlide Skid-chair.

Frame of welded U-shaped skid and seat support, of powder-coated oval steel tube. Pickup fitting for storage on table top. Model XL with extra wide seat.
Frame sizes as per DIN ISO 5970 and CEN.
Seat and backrest of double-walled textured polypropylene for comfortable sitting with air-cushion effect. Back with grip.
Features and options. Glides for hard and soft floors or universal glides (2K). For maximum number stackable (ST) see table.
Accessories. Stacking wagon Model 3414 for 2 stacks and stacking trolley Model 3415 for 1 stack of chairs sizes 5 / 6.
Following materials are available: Frame = M1,2,7; Seat/Backrest = C1.



	ISO/CEN	Seat w	Seat w		
		Standard	XL		
	2 = 11 ¹³ / ₁₆	13	--		
	3 = 13 ³ / ₈	13	--		
	4 = 15	13	--		
	5 = 16 ⁹ / ₁₆	14 ⁹ / ₁₆	--		
	6 = 18 ¹ / ₈	14 ⁹ / ₁₆	16 ⁵ / ₁₆		
	7 = 19 ¹¹ / ₁₆	--	16 ⁵ / ₁₆		
LuPoGlide				3430	3414
	Standard				3434
	XL				
	ISO/CEN			2-3-4-5-6	6-7
	ST			10	
					2x 10
					size 5/6 only



Other models illustrated on this page:
KN-39

Series 80000 Special compartment for musical instruments.

Construction: The body is either glued together or capable of being knocked-down and can be combined with other cupboards to form walls.

Body is of melamine-resin laminated LIGNOpal particleboard with glued-on (KU) plastic or (BU) beech edges. With glued structural shelves and partitions as well as rows of holes or a perforated aluminium section. Body with concealed adjustable feet and optionally with a plinth of solid beech or steel and with removable back panel.

Fronts with 1 double wing door. Optionally with **cylinder** or **turning knob locks**.










Bow handles of steel, wood or plastic as well as flush handles of plastic and knobs of steel.

Internal fittings: Adjustable shelves and special built-in facilities for Orff musical instruments.









Following materials are available: Front LIGNOpal = L1,4,6,F1; Body/bases LIGNOpal = L1,4,6.

	Rows of holes: 9 ⁷ / ₈ in.		
Series 80000	d = 22 ⁷ / ₈		80671
	w-h		47 ¹ / ₄ x 77 ¹ / ₂
	Lock (optional)		(1)











C Plastics

			
C1 073 black grey RAL 7021	C1 078 dolphin grey		
			
C2 026 yellow orange	C2 027 dark red	C2 028 dark green	C2 029 dark blue
			
C3 017 astral silver	C3 018 anthracite	C3 031 grey white	











E Steel enamel

			
E1 001 enamel green	E1 003 enamel blue	E1 005 enamel grey	E1 007 enamel black
			
E1 009 enamel white			
			
E2 019 enamel green	E2 020 enamel white		
			
E3 020 enamel white			





































F Veneers

			
F1 010 natural beech	F1 011 maple (Canadian)	F1 012 natural cherry (American)	F1 013 natural birch
			
F1 014 natural ash	F1 015 natural oak (European)	F1 016 pear natural wood	F1 017 zebrano
			
F1 018 wengé	F1 019 walnut		

H Wood stain

			
H1 010 natural			
			
H2 026 yellow orange stained	H2 027 dark red stained	H2 028 dark green stained	H2 029 dark blue stained
			
H2 021 light green stained	H2 022 light blue stained	H2 023 light grey stained	H2 024 brown stained
			
H2 011 black stained			
























L Laminate

			
L1 027 natural beech laminate	L1 028 natural maple laminate	L1 031 grey white	L1 035 andes grey
			
L2 027 natural beech laminate		L2 031 grey white	
			
L3 027 natural beech laminate		L3 031 grey white	L3 035 andes grey
			
L4 017 astral silver	L4 018 anthracite	L4 019 plain black	L4 328 white
			
L5 017 astral silver	L5 018 anthracite	L5 019 plain black	
			
L6 029 natural walnut laminate			
			
L7 017 astral silver	L7 027 natural beech laminate	L7 028 natural maple laminate	L7 031 grey white
			
L8 046 red	L8 047 blue	L8 048 yellow	
			
L9 281 F37 aged beech	L9 344 U002 white	L9 345 U036 median grey	
			
L10 051 red	L10 054 ivory	L10 057 dark grey	L10 058 black
			
L10 059 blue			
			
L11 086 sandy brown	L11 091 brown	L11 092 burgundy red	L11 093 blue

L Linoleum

M

Metal

			
M1 036 deep red	M1 037 deep green	M1 038 deep blue	M1 039 deep black
			
M2 059 arctic	M2 063 anthracite	M2 078 grey white RAL 9002	M2 091 white RAL 9016
			
M3 026 yellow orange	M3 027 dark red	M3 028 dark green	M3 029 dark blue
			
M4 008 black	M4 009 brilliant silver		
			
M5 039 deep black			
			
M6 059 arctic	M6 078 grey white		
			
M7 060 chrome-plated			
			
M8 light grey RAL 7035			
			
M9 049 high-polished aluminium			
			
M10 065 black RAL 9011			
			
M11 039 deep black	M11 059 arctic		



VS America, Inc.:

**1940 Abbott Street
Charlotte, NC 28203**

Phone: 704-378-6500

Fax: 704-378-6005

info@vs-charlotte.com

www.contactVSamerica.com