



Prof-4-FTuer_TY_EN - 27.11.2009 - www.vs-furniture.com

PRODUCT INFORMATION

Profil-4 Cupboard with wing door.

Construction consisting of glued carcasses with legs or posts of solid square-section wood. Additionally with a solid cross-post on the base and optionally with a cover top.

Carcass made of melamine-resin-coated LIGNOpal chipboard with glued-on plastic edge. Partially with glued centre walls for dividing the carcasses. With grid holes (25 mm) for shelf inserts.

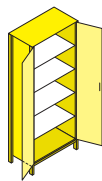
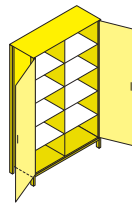
Front with 1 double wing door or if centre wall is flush with carcass with 2 single wing doors to be opened separately.

Optionally with **cylinder or turning-knob locks**.

Bow handles made from steel, wood or plastic, inset-type handles made from plastic and olive handles made from steel.

Interior equipment with shelf inserts.

Following materials are available: Frame = H1; Front LIGNOpal = L3,4; Carcass/bases LIGNOpal = L3,4.

	Rows of holes: 25 mm.						
							
Profil-4	h = 170		48045	48046	48047	48048	48049
	Adjustable shelf			3			6
	h = 207		48065	48066	48067	48068	48069
	w-d		86-44	96-44	106-44	126-44	
	h = 207		48085	48086	48087	48088	48089
	w-d		86-60	96-60	106-60	126-60	
	Adjustable shelf			4			8



Prof-4-HalbFTuer_TY_EN - 27.11.2009 - www.vs-furniture.com

PRODUCT INFORMATION

Profil-4 **Half-cupboard with wing door.**

Construction consisting of glued carcasses with legs or posts of solid square-section wood. Additionally with a solid cross-post on the base and optionally with a cover top.

Carcass made of melamine-resin-coated LIGNOpal chipboard with glued-on plastic edge. Partially with glued centre walls for dividing the carcasses. With grid holes (25 mm) for shelf inserts.

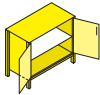
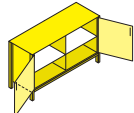
Front with 1 double wing door or if centre wall is flush with carcass with 2 single wing doors to be opened separately.

Optionally with **cylinder or turning-knob locks**.

Bow handles made from steel, wood or plastic, inset-type handles made from plastic and olive handles made from steel.

Interior equipment with shelf inserts.

Following materials are available: Frame = H1; Front LIGNOpal = L3,4; Carcass/bases LIGNOpal = L3,4.

	Rows of holes: 25 mm.						
Profil-4	h = 75		48005	48006	48007	48008	48009
	h = 95		48025	48026	48027	48028	48029
	w/d		86-44	96-44	106-44	126-44	
	Adjustable shelf			1			2