


HOUSING

Dimensions	Length	Width	Height	Cutout
Standard Housing	12-1/8"	12"	5-9/16"	4-9/16"
Chicago Plenum	12-1/8"	12"	5-9/16"	

**3" Low Voltage Downlight
MR16**

Fixed downlight version of popular HA3MR low voltage MR16 adjustable. Lamp attaches directly to optical element eliminating gaps. Use when a broad range of lamp optical distributions and wattages are desired and when MR16 lamps are specified. Top lamp accessible. Integral magnetic transformer.



HOUSING

HD3MR=Low Voltage MR16 Downlight, 120/277V
HD3MRCP=Low Voltage MR16 Downlight, 120/277V Chicago Plenum

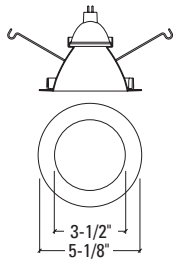
OPTIONS

DR37=DeRated Wattage Label for 37W Maximum
DR50=DeRated Wattage Label for 50W Maximum

ACCESSORIES

HB26=C Channel Bar Hanger, 26" Long, Pair
HB50=C Channel Bar Hanger, 50" Long, Pair
RMB22=Wood Joist Bar Hanger, 22" Long, Pair
L100 Series=Color Filters and Lens
FK5=Field Installed Fuse Kit, 5 Amp

TRIM

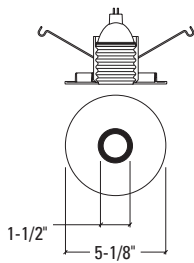


TRIM
3401=Self Flanged
3403=Metal Trim Ring, White

FINISH
LI=Low Iridescent Clear
H=Haze
WMH=Warm Haze
G=Gold
WH=Wheat
B=Black
W=Gloss White
GP=Graphite
GPH=Graphite Haze
K=Cognac
KH=Cognac Haze

OPTIONS
WF=White Painted Flange (Self Flanged only)

Open Downlight
 MR16 75W Max



TRIM
3400PIN=Pin Hole, Black Shielding Cone and Oculus, White Metal Trim Ring

Pinhole
 MR16 75W Max



Ordering Example

Housing, Trim, Accessories and Lamps ordered as separate line items.

Housing	Trim	Accessories
HD3MR	3401LI	HB26