

SPECIFY SEAL COLOR	
Black (J1D001)	
Beige (J1D002)	
Gray (J1D003)	
Off White (J1D004)	
Bright White (J1D005)	

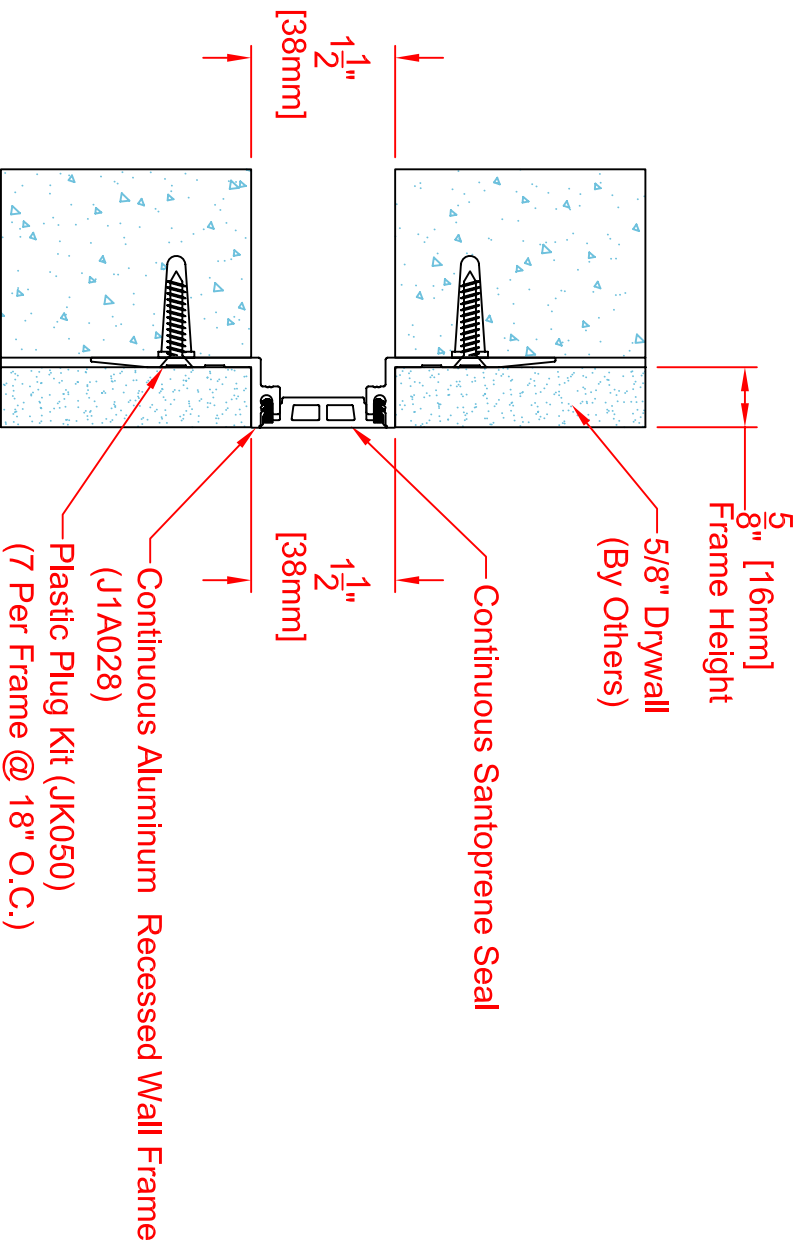
Aluminum Finish-Mill

101-A07-025 SYSTEM

Joint Width	Movement ±	
	Horizontal	Vertical
US mm	US mm	US mm
1"	25	1/4"
	6	1/4"
		6

APPLICATION-

FLUSH MOUNT WALL/WALL - CEILING/CEILING CONDITION
FOR 5/8" FINISH



SPECIFY SEAL COLOR	
Black (J1D006)	
Beige (J1D007)	
Gray (J1D008)	
Off White (J1D009)	
Bright White (J1D010)	

Aluminum Finish-Mill

101-A07-038 SYSTEM

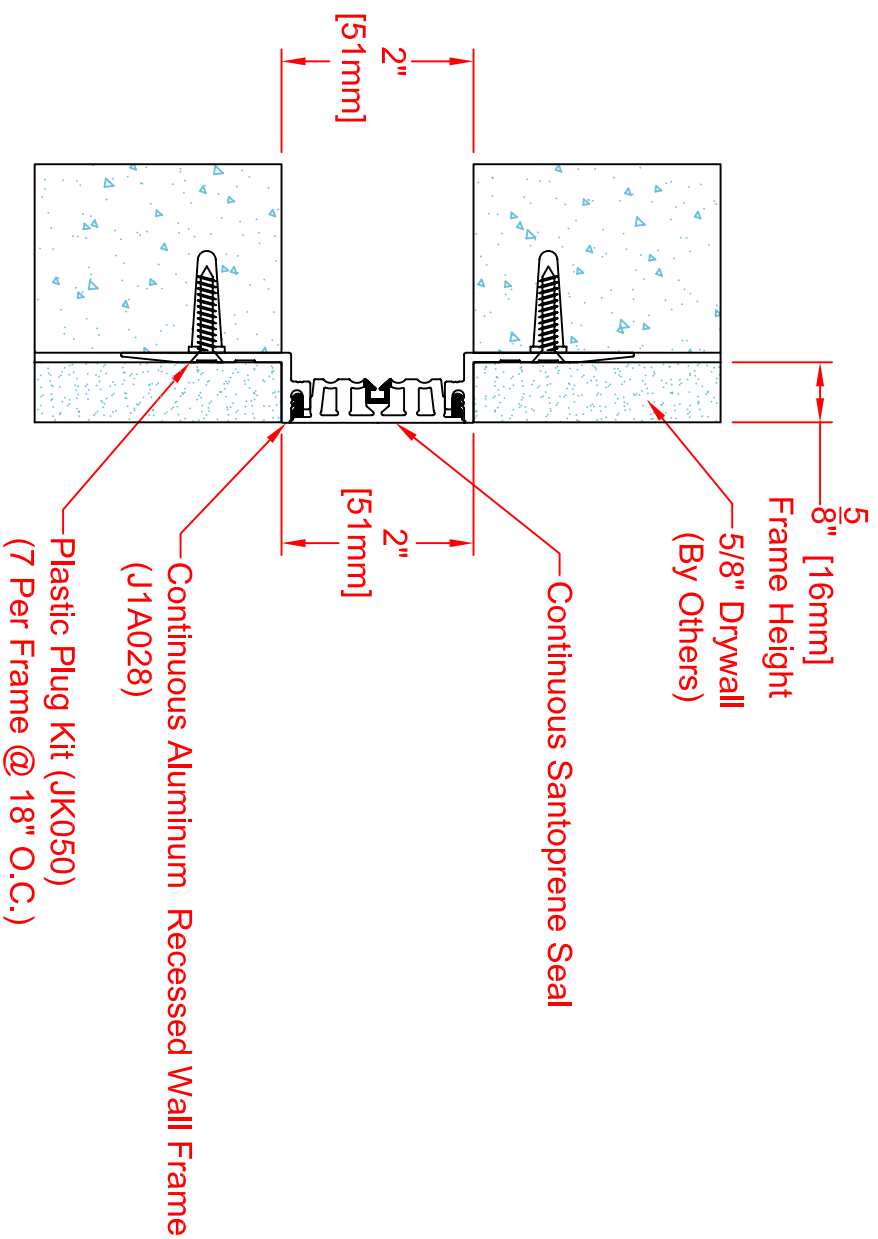
Joint Width	Movement ±	
	Horizontal	Vertical
US 38	US 3/8"	US 10
mm 38	mm 10	mm 10

APPLICATION-

FLUSH MOUNT WALL/WALL - CEILING/CEILING CONDITION
FOR 5/8" FINISH

SPECIFY SEAL COLOR	
Black	(11D011)
Beige	(11D012)
Gray	(11D013)
Off White	(11D014)
Bright White	(11D015)

Aluminum Finish-Mill



101-A07-050 SYSTEM

Joint Width	Movement ±	
	Horizontal	Vertical
US mm	US mm	US mm
2"	51	13
	1/2"	1/2"
		13

INPro
JOINTMASTER
ARCHITECTURAL JOINT SYSTEMS

DATE: Jan. 2002

SCALE: 1/2

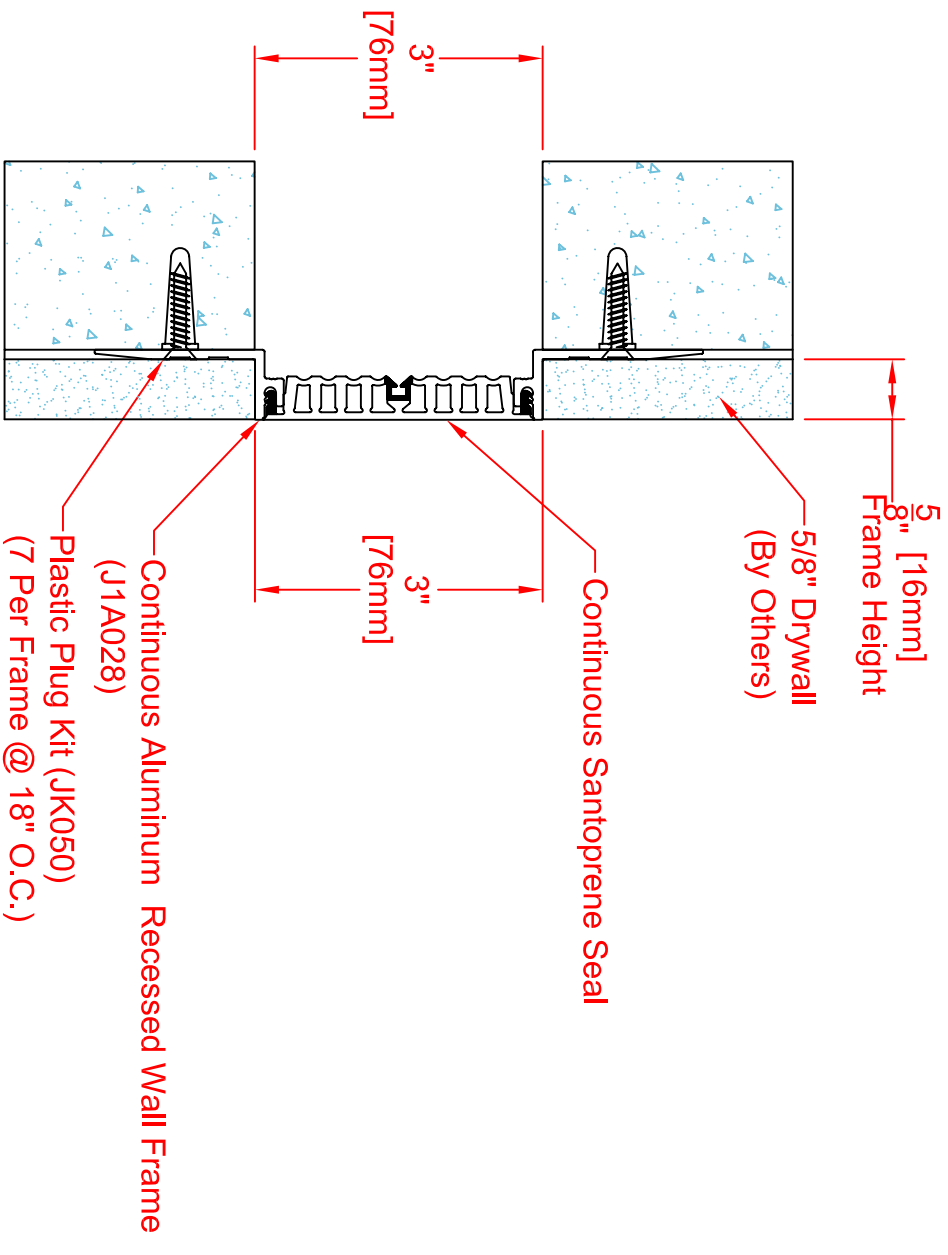
REV: (B) 6/28/04

APPLICATION-
FLUSH MOUNT WALL/WALL - CEILING/CEILING CONDITION
FOR 5/8" FINISH

INPro CORPORATION
Interior and Exterior Architectural Products
580 W18766 Apollo Drive
Muskego, WI 53150 USA

SPECIFY SEAL COLOR	
Black (J1D021)	
Beige (J1D022)	
Gray (J1D023)	
Off White (J1D024)	
Bright White (J1D025)	

Aluminum Finish-Mill



101-A07-075 SYSTEM

Joint Width	Movement ±	
	Horizontal	Vertical
US	mm	mm
3"	76	19
	3/4"	3/4"
		19