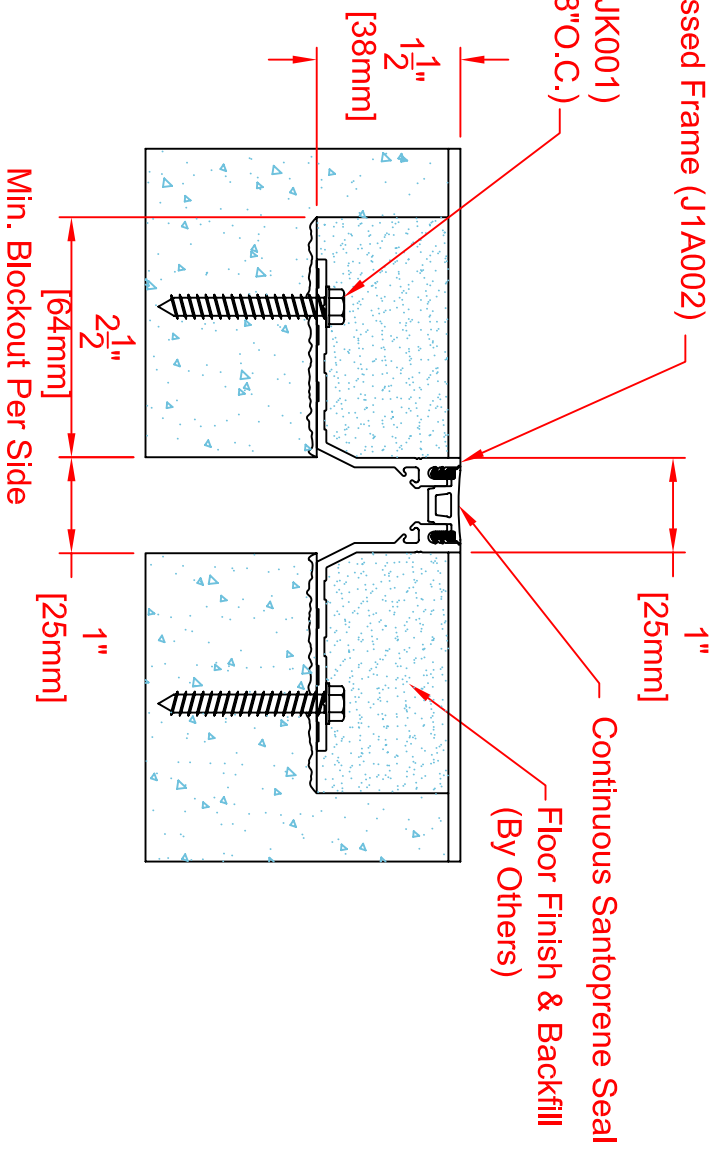


Continuous Aluminum Recessed Frame (J1A002)
 Hex Head Concrete Screw (JK001)
 (7 Per Frame @ 18" O.C.)

Note:
 To determine
 blockout depth,
 deduct thickness
 of floor finish
 from frame
 height.

| SPECIFY SEAL COLOR | |
|-----------------------|--|
| Black (J1D001) | |
| Beige (J1D002) | |
| Gray (J1D003) | |
| Off White (J1D004) | |
| Bright White (J1D005) | |

Aluminum Finish-Mill



101-A01-02538 SYSTEM

| Joint Width | Movement ± | | Load |
|-------------|------------|----------|--------|
| | Horizontal | Vertical | |
| US mm | US mm | US mm | US Ton |
| 1" 25 | 1/4" 6 | 1/4" 6 | 2.8 KN |

Continuous Aluminum Recessed Frame (J1A002)

Hex Head Concrete Screw (JK001)
(7 Per Frame @ 18" O.C.)

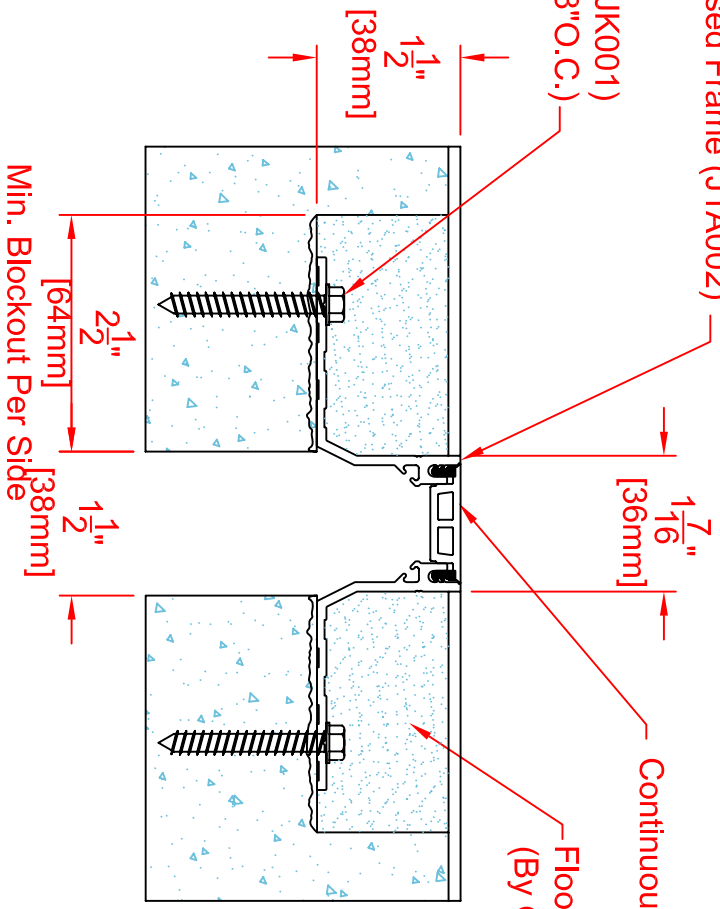
Continuous Santoprene Seal

Floor Finish & Backfill
(By Others)

Note:
To determine
blockout depth,
deduct thickness
of floor finish
from frame
height.

| SPECIFY SEAL COLOR | |
|--------------------|----------|
| Black | (11D006) |
| Beige | (11D007) |
| Gray | (11D008) |
| Off White | (11D009) |
| Bright White | (11D010) |

Aluminum Finish-Mill



101-A01-03838 SYSTEM

| Joint Width | Movement ± | | Load |
|-------------|------------|----------|--------|
| | Horizontal | Vertical | |
| US mm | US mm | US mm | US Ton |
| 1-1/2" 38 | 3/8" 10 | 3/8" 10 | 1.7 15 |

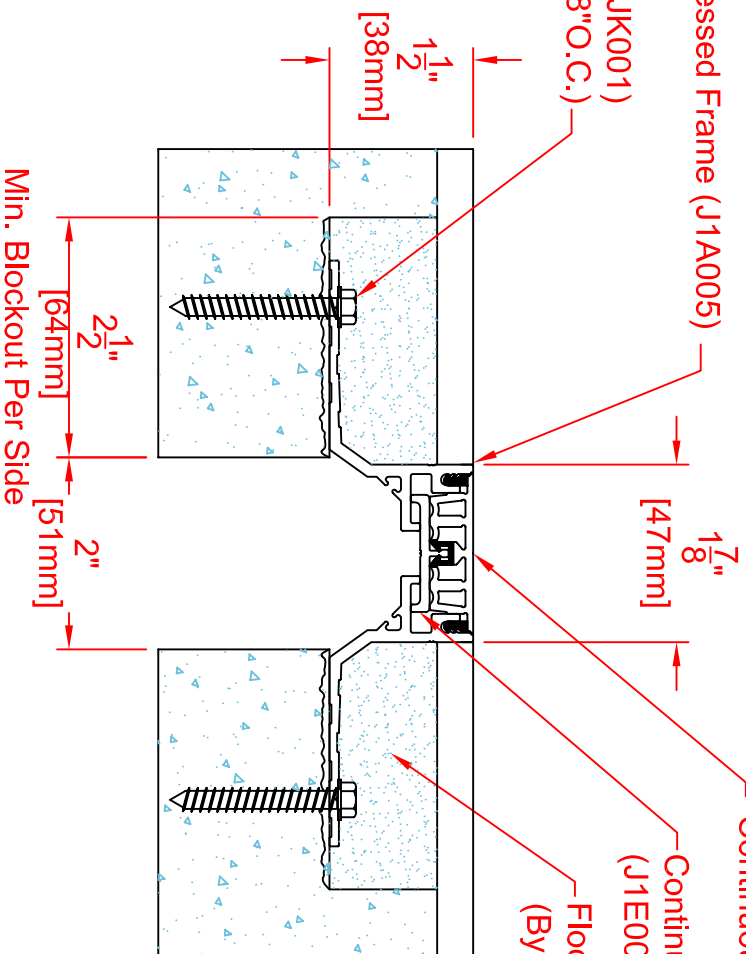
Continuous Aluminum Recessed Frame (J1A005)

Hex Head Concrete Screw (JK001)
(7 Per Frame @ 18" O.C.)

Continuous Santoprene Seal

Continuous Aluminum Support Plate
(J1E001)

Floor Finish & Backfill
(By Others)



Note:
To determine blockout depth, deduct thickness of floor finish from frame height.

| SPECIFY SEAL COLOR | |
|-----------------------|--|
| Black (J1D011) | |
| Beige (J1D012) | |
| Gray (J1D013) | |
| Off White (J1D014) | |
| Bright White (J1D015) | |

Aluminum Finish-Mill

101-A01-05038 SYSTEM

| Joint Width | Movement ± | | Load |
|-------------|------------|----------|--------|
| | Horizontal | Vertical | |
| US mm | US mm | US mm | US Ton |
| 2" | 51 | 1/2" | 13 |
| | | 1/2" | 13 |
| | | | 1.7 |
| | | | 15 |

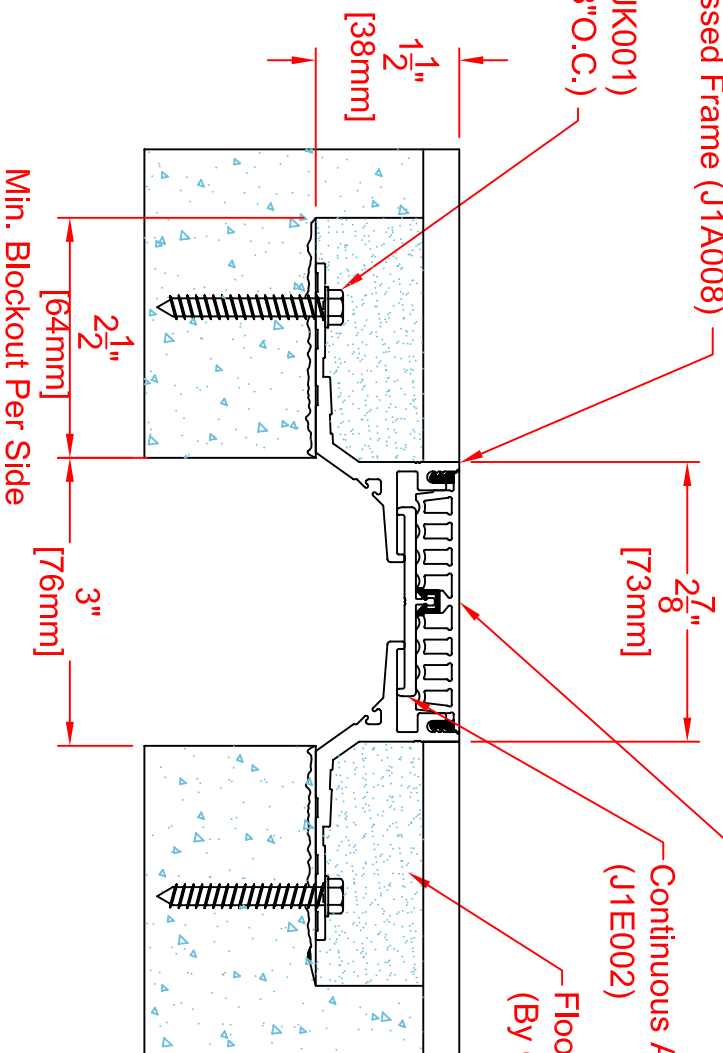
Continuous Aluminum Recessed Frame (J1A008)

Hex Head Concrete Screw (JK001)
(7 Per Frame @ 18" O.C.)

Continuous Santoprene Seal

Continuous Aluminum Support Plate
(J1E002)

Floor Finish & Backfill
(By Others)



Note:
To determine blockout depth, deduct thickness of floor finish from frame height.

| SPECIFY SEAL COLOR | |
|-----------------------|--|
| Black (J1D021) | |
| Beige (J1D022) | |
| Gray (J1D023) | |
| Off White (J1D024) | |
| Bright White (J1D025) | |

Aluminum Finish-Mill

101-A01-07538 SYSTEM

| Joint Width | Movement ± | | Load |
|-------------|------------|----------|--------|
| | Horizontal | Vertical | |
| US mm | US mm | US mm | US Ton |
| 3" | 3/4" | 3/4" | 1.7 |
| 76 | 19 | 19 | 15 |