

SPECIFY SEAL COLOR	
Black	(J1D001)
Beige	(J1D002)
Gray	(J1D003)
Off White	(J1D004)
Bright White	(J1D005)

Aluminum Finish-204-R1 Clear Anodized

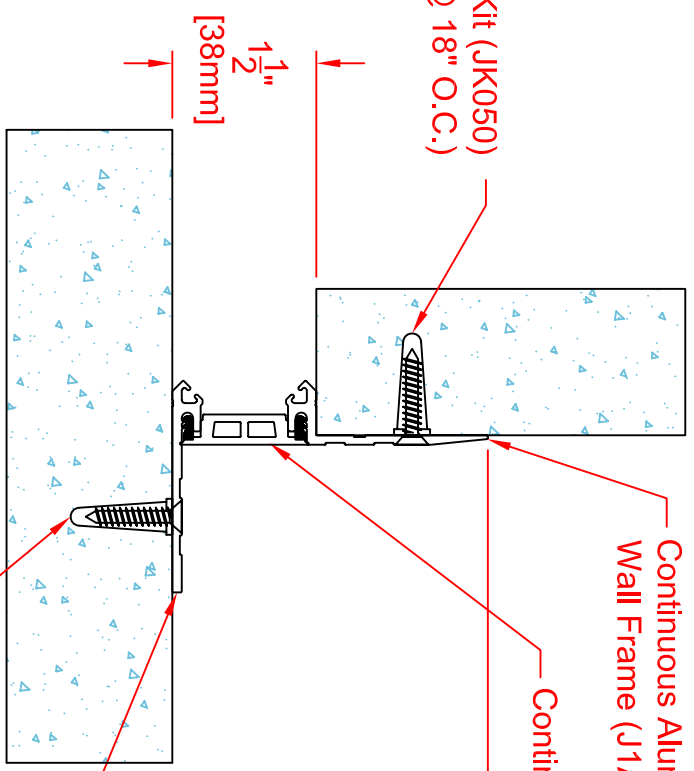
104-A09-025 SYSTEM

Joint Width	Movement ±	
	Horizontal	Vertical
US mm	US mm	US mm
1" 25	1/4" 6	1/4" 6

APPLICATION-

SURFACE MOUNT WALL/CORNER - WALL/CEILING CONDITION

Plastic Plug Kit (JK050)
(7 Per Frame @ 18" O.C.)



Continuous Aluminum Surface Mount
Wall Frame (J1A010-F)

Continuous Santoprene Seal

3 5/16"
[84mm]

1 1/2"
[38mm]

Continuous Aluminum Flush
Wall Frame (J1A022-F)

Plastic Plug Kit (JK050)
(7 Per Frame @ 18" O.C.)

SPECIFY SEAL COLOR	
Black (J1D006)	
Beige (J1D007)	
Gray (J1D008)	
Off White (J1D009)	
Bright White (J1D010)	

Aluminum Finish-204-R1 Clear Anodized

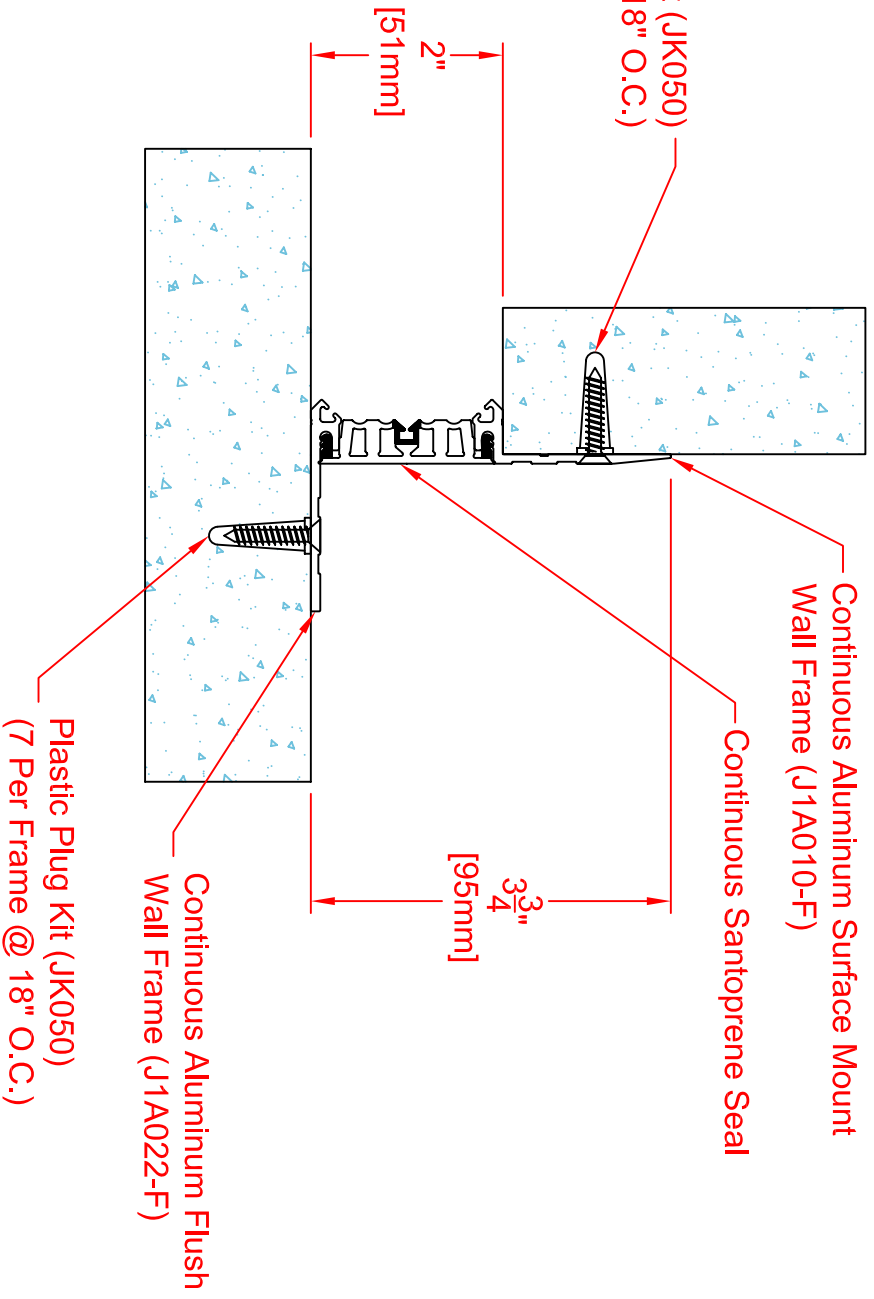
104-A09-038 SYSTEM

Joint Width	Movement ±		
	Horizontal	Vertical	
US	mm	US	mm
1-1/2"	38	3/8"	10
		3/8"	10

APPLICATION-

SURFACE MOUNT WALL/CORNER - WALL/CEILING CONDITION

Plastic Plug Kit (JK050)
(7 Per Frame @ 18" O.C.)



Continuous Aluminum Surface Mount
Wall Frame (J1A010-F)

Continuous Santoprene Seal

Continuous Aluminum Flush
Wall Frame (J1A022-F)

Plastic Plug Kit (JK050)
(7 Per Frame @ 18" O.C.)

SPECIFY SEAL COLOR	
Black	(J1D011)
Beige	(J1D012)
Gray	(J1D013)
Off White	(J1D014)
Bright White	(J1D015)

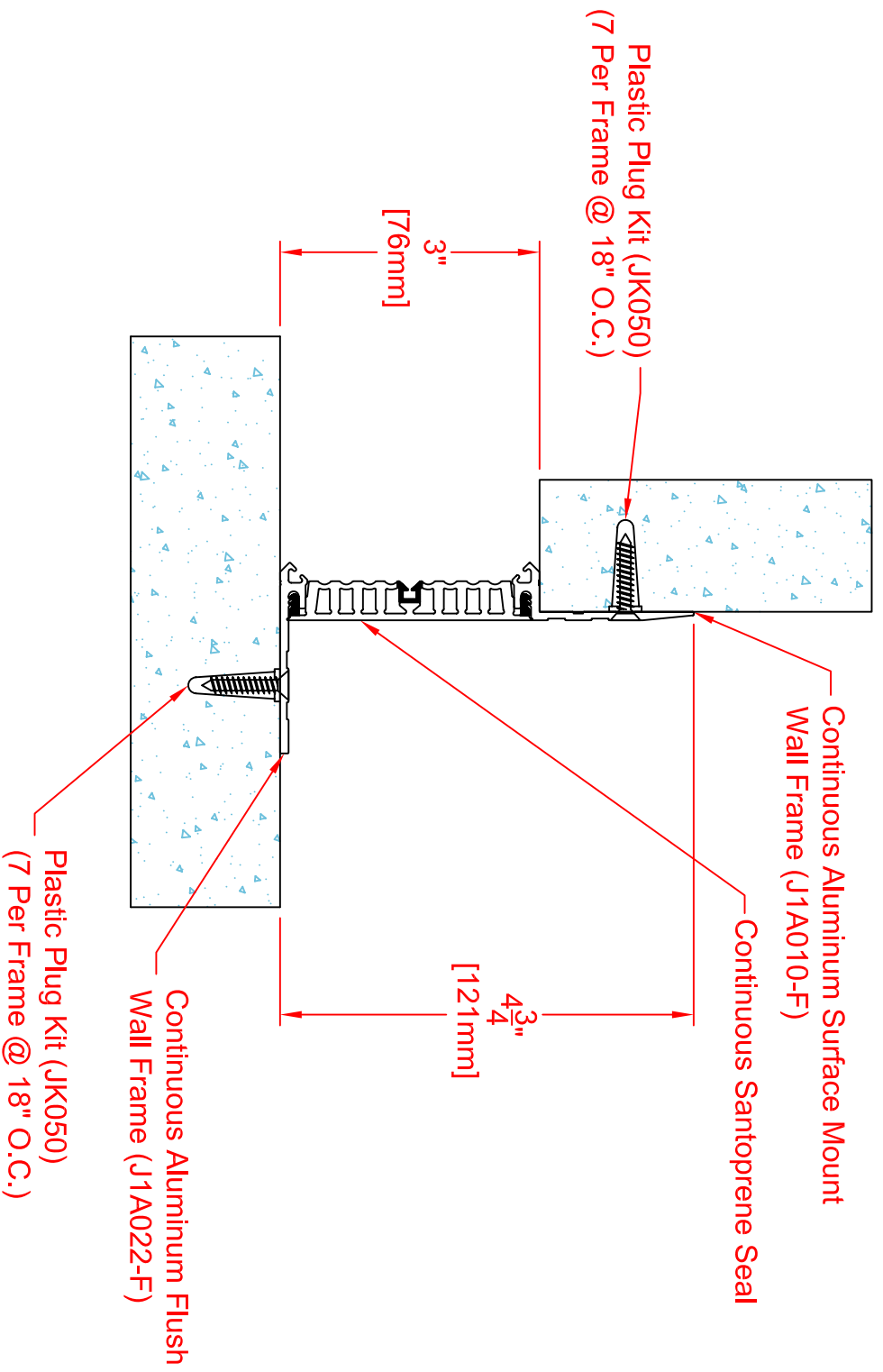
Aluminum Finish-204-R1 Clear Anodized

104-A09-050 SYSTEM

Joint Width	Movement ±	
	Horizontal	Vertical
US mm	US mm	US mm
2" 51	1/2" 13	1/2" 13

APPLICATION-

SURFACE MOUNT WALL/CORNER - WALL/CEILING CONDITION



SPECIFY SEAL COLOR	
Black	(J1D021)
Beige	(J1D022)
Gray	(J1D023)
Off White	(J1D024)
Bright White	(J1D025)

Aluminum Finish-204-R1 Clear Anodized

Joint Width	Movement ±	
	Horizontal	Vertical
US 3"	mm 76	US 3/4"
mm 76	US 3/4"	mm 19
US 3"	mm 76	US 3/4"
mm 76	US 3/4"	mm 19

104-A09-075 SYSTEM

APPLICATION-

SURFACE MOUNT WALL/CORNER - WALL/CEILING CONDITION