

114-A09-050

SPECIFY SEAL COLOR	
Black (J6D201)	
Beige (J6D202)	
Gray (J6D203)	
Off White (J6D204)	
Bright White (J6D205)	

Joint Width	Movement ±	
	Horizontal	Vertical
US mm	US mm	US mm
2"	51	1"
	25	1"
		25

INPro
JOINTMASTER
ARCHITECTURAL JOINT SYSTEMS

DATE: 3/14/05

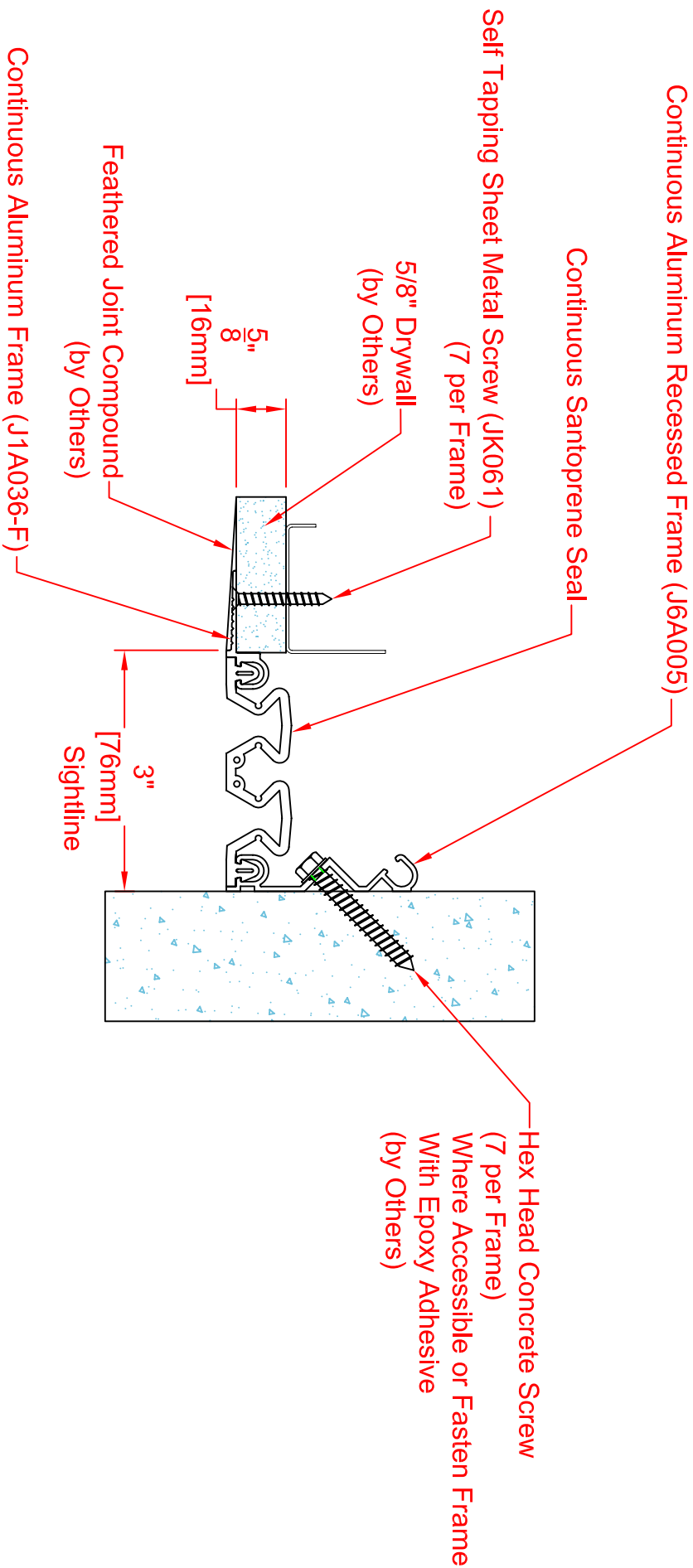
SCALE: 1/2

REV:

APPLICATION-

WALL/CORNER, WALL/CEILING
SEISMIC WALL AND CEILING SYSTEMS

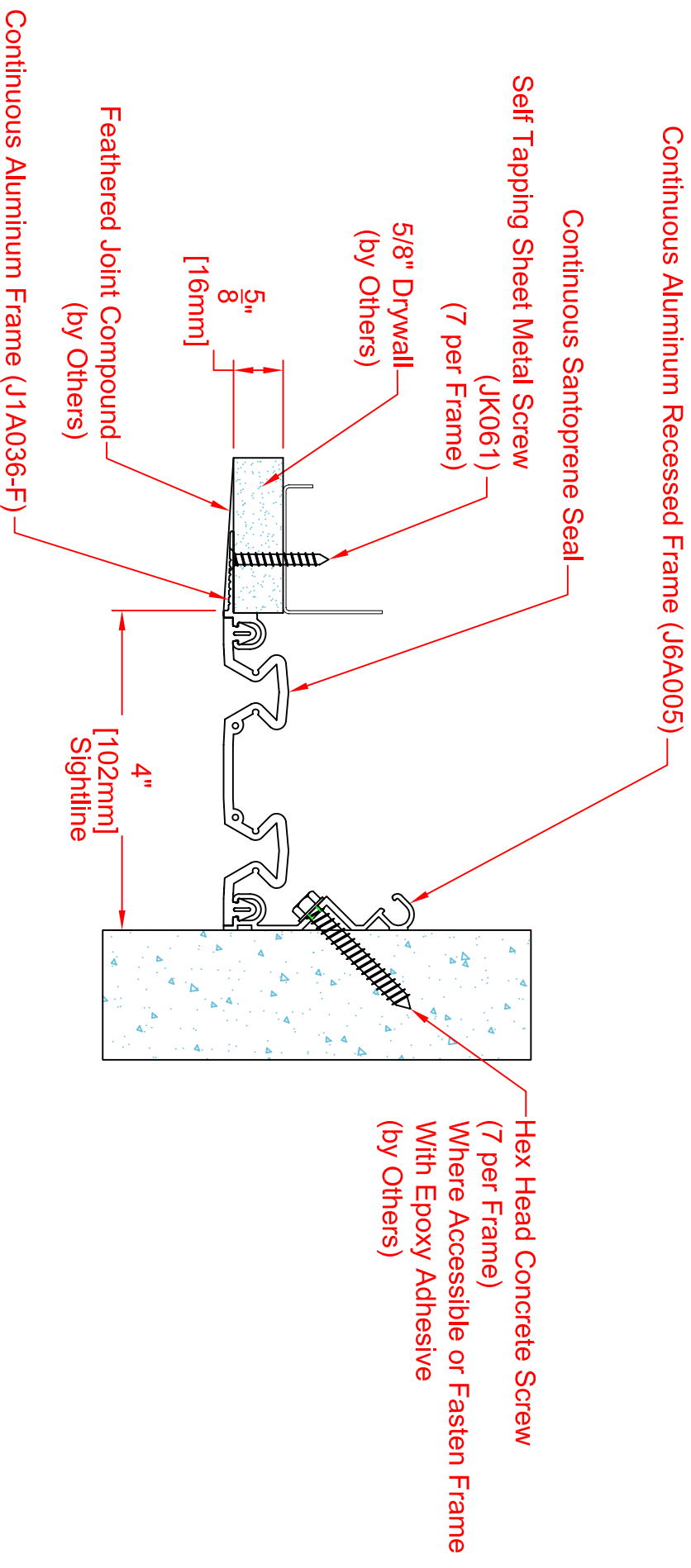
INPro CORPORATION
Interior and Exterior Architectural Products
S80 W18766 Apollo Drive
Muskego, WI 53150 USA



SPECIFY SEAL COLOR	
Black (J6D301)	
Beige (J6D302)	
Gray (J6D303)	
Off White (J6D304)	
Bright White (J6D305)	

114-A09-075

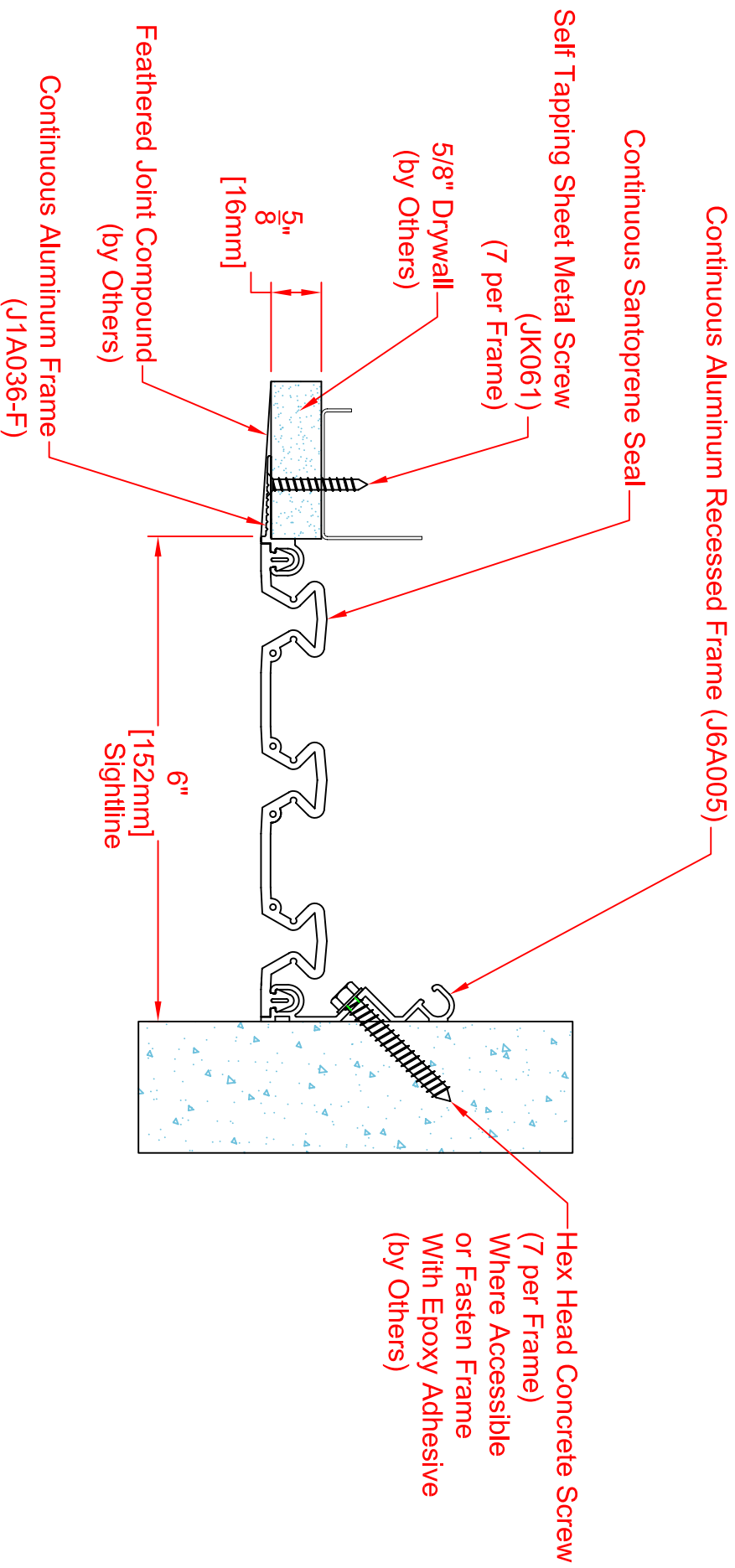
Joint Width	Movement ±				
	Horizontal	Vertical	Horizontal	Vertical	
US	mm	US	mm	US	mm
3"	76	1-1/2"	38	1-1/2"	38



SPECIFY SEAL COLOR	
Black (J6D401)	
Beige (J6D402)	
Gray (J6D403)	
Off White (J6D404)	
Bright White (J6D405)	

Joint Width	Movement ±	
	Horizontal	Vertical
US	mm	mm
4"	102	2"
		51
		2"
		51

114-A09-100



SPECIFY SEAL COLOR	
Black (J6D601)	
Beige (J6D602)	
Gray (J6D603)	
Off White (J6D604)	
Bright White (J6D605)	

Joint Width	Movement ±	
	Horizontal	Vertical
US	mm	mm
6"	152	76
	3"	3"
		76

114-A09-150