


Continuous Santoprene Seal  
Continuous Aluminum Recessed Frame  
(J2A001)

$\frac{5}{8}$ "  
[142mm]

Floor Finish  
(By Others)

$\frac{5}{8}$ "  
[16mm]



Continuous Aluminum Plate  
(J2C011-F1)

Note:  
To determine  
blockout depth,  
deduct thickness  
of floor finish  
from frame  
height.

SPECIFY SEAL COLOR	
Black (J1D001)	
Beige (J1D002)	
Gray (J1D003)	
Off White (J1D004)	
Bright White (J1D005)	

**Aluminum Finish-Mill**

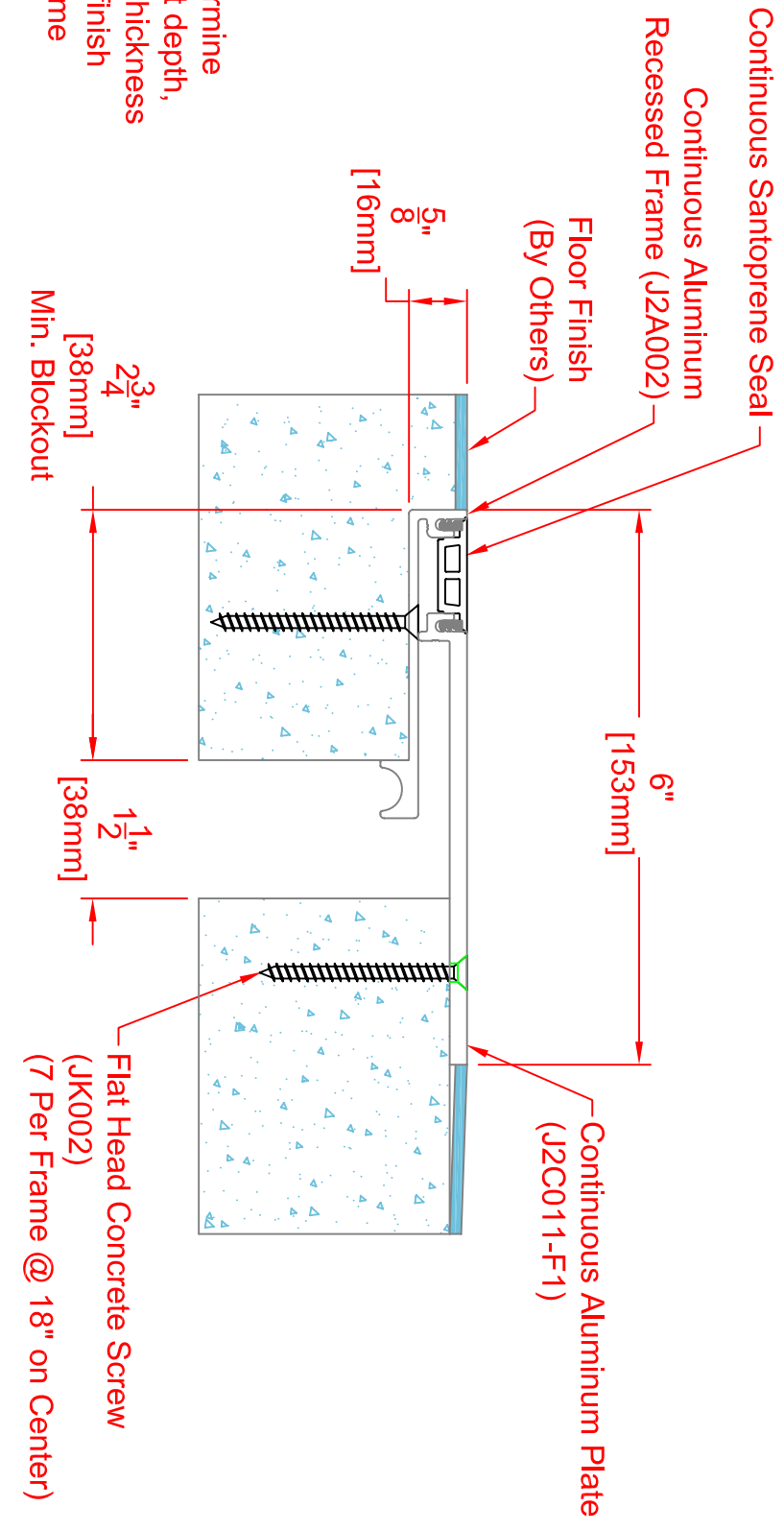
$1\frac{1}{2}$ "  
[38mm]  
Min. Blockout

1"  
[51mm]

Flat Head Concrete Screw  
(JK002)  
(7 Per Frame @ 18" on Center)

## 141-A01-025 SYSTEM

Joint Width	Movement ±		Load
	Horizontal	Vertical	
US mm	US mm	US mm	US Ton
1"	25	1/4"	6
		6	1/4"
		6	2.8
			25

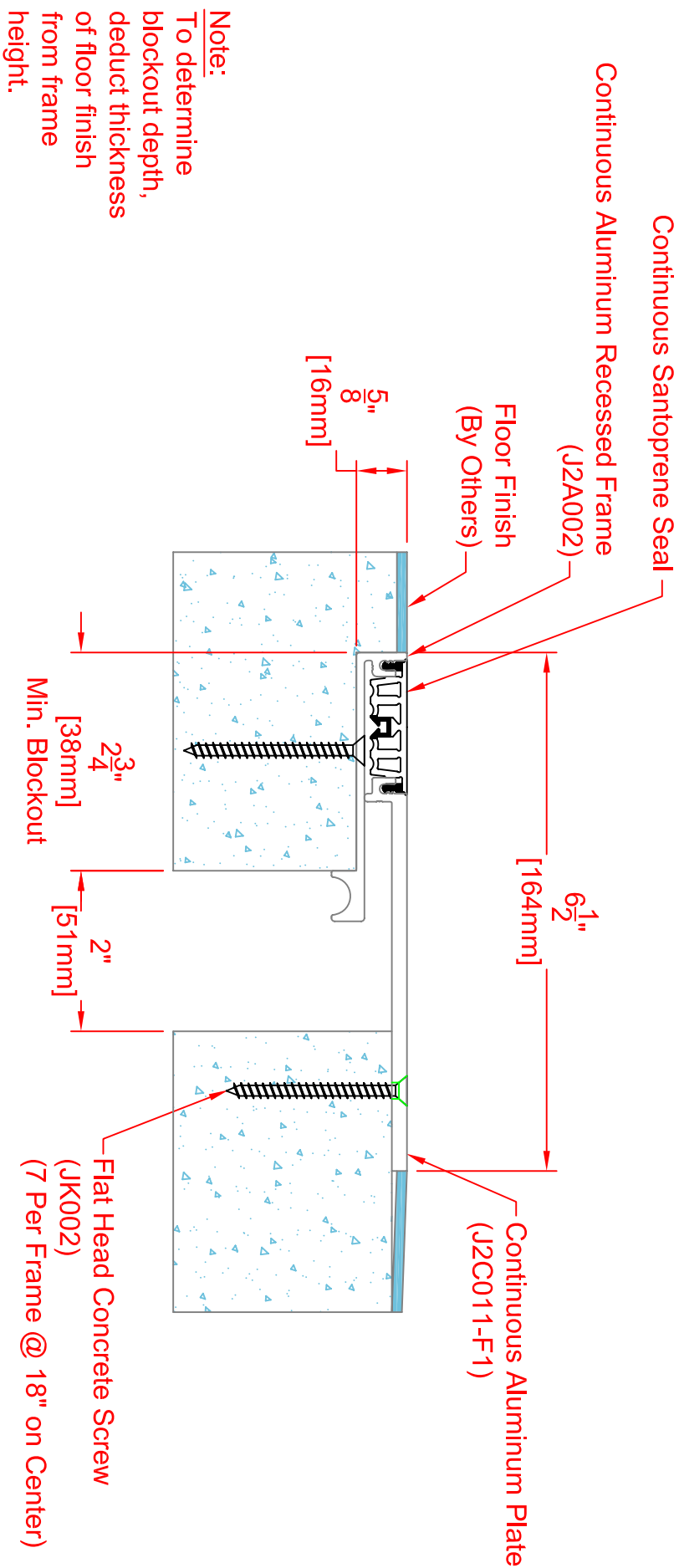


SPECIFY SEAL COLOR	
Black (J1D006)	
Beige (J1D007)	
Gray (J1D008)	
Off White (J1D009)	
Bright White (J1D010)	

**Aluminum Finish-Mill**

### 141-A01-038 SYSTEM

Joint Width	Movement ±		Load
	Horizontal	Vertical	
US mm	US mm	US mm	US Ton
1 1/2" 38	3/8" 10	3/8" 10	1.7 15



SPECIFY SEAL COLOR	
Black (J1D011)	
Beige (J1D012)	
Gray (J1D013)	
Off White (J1D014)	
Bright White (J1D015)	

**Aluminum Finish-Mill**

Joint Width	Movement ±		Load
	Horizontal	Vertical	
US mm	US mm	US mm	US Ton
2"	1/2"	1/2"	1.7
51	13	13	15

### 141-A01-050 SYSTEM