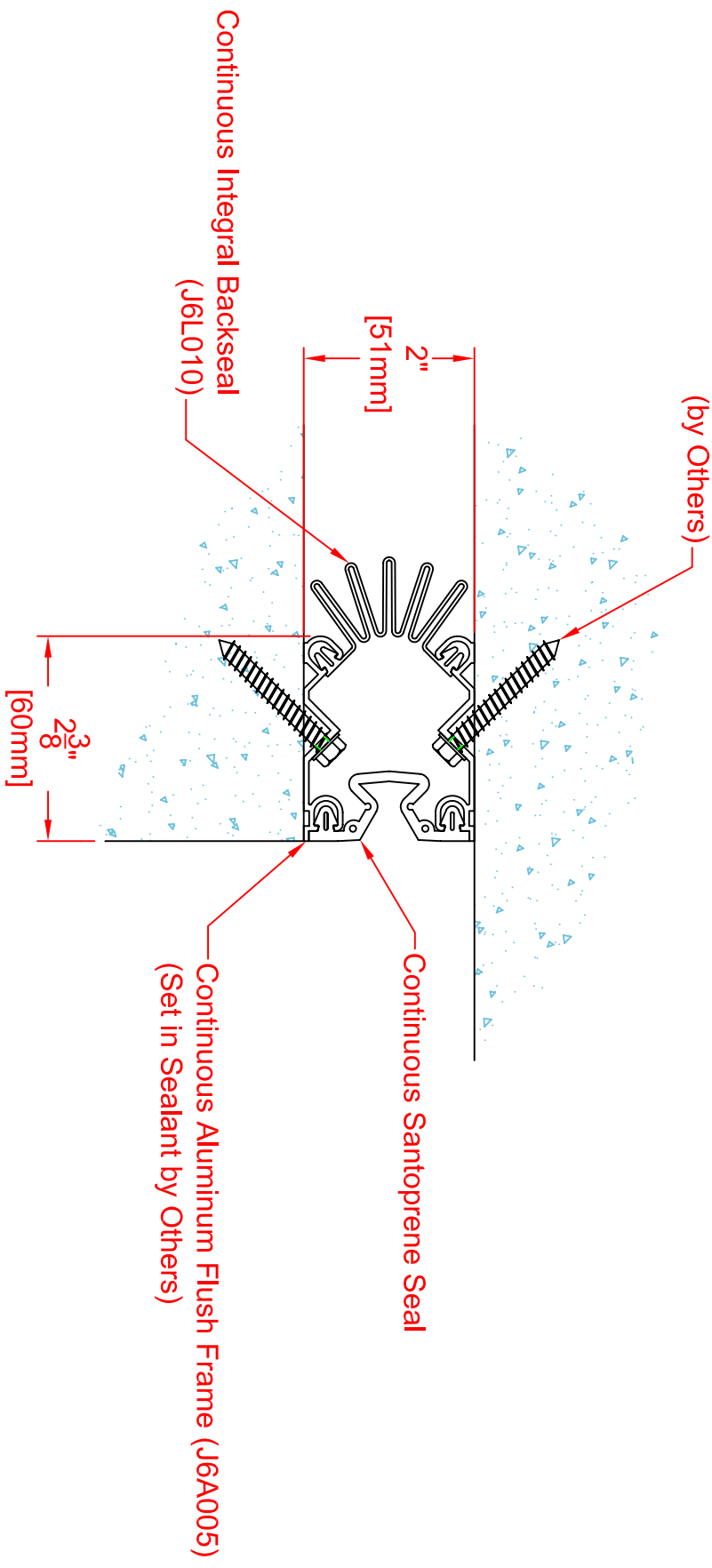


Hex Head Concrete Screw (7 per Frame)
Where Accessible or Fasten Frame
With Epoxy Adhesive
(by Others)

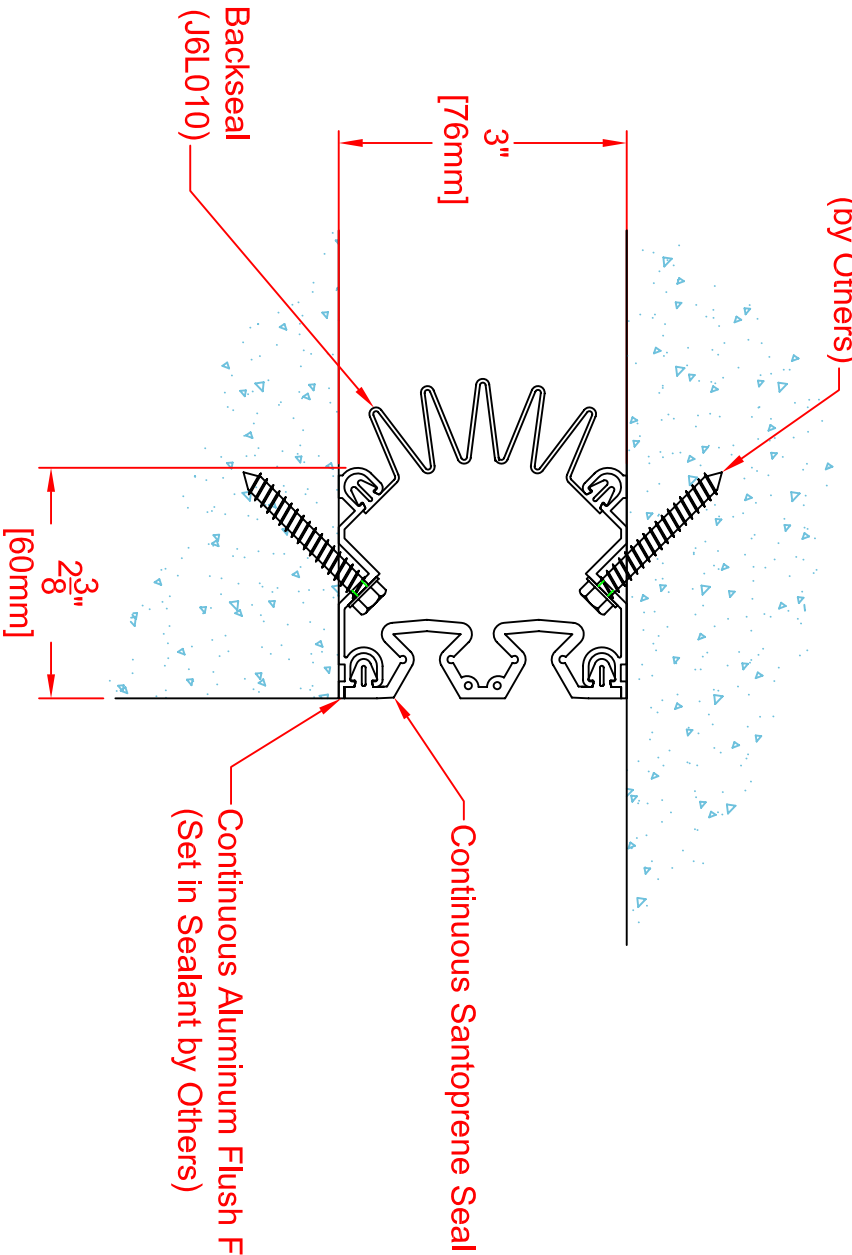


615-A09-050

SPECIFY SEAL COLOR	
Black (J6D201)	
Beige (J6D202)	
Gray (J6D203)	
Off White (J6D204)	
Bright White (J6D205)	

Joint Width	Movement ±				
	Horizontal	mm	US	Vertical	
US	mm	mm	US	mm	
2"	51	1"	25	1"	25

Hex Head Concrete Screw (7 per Frame)
Where Accessible or Fasten Frame
With Epoxy Adhesive
(by Others)



615-A09-075

SPECIFY SEAL COLOR	
Black (J6D301)	
Beige (J6D302)	
Gray (J6D303)	
Off White (J6D304)	
Bright White (J6D305)	

Joint Width	Movement ±	
	Horizontal	Vertical
US mm	US mm	US mm
3" 76	1-1/2" 38	1-1/2" 38

INPro
JOINTMASTER
ARCHITECTURAL JOINT SYSTEMS

DATE: 3/14/05

SCALE: 1/2

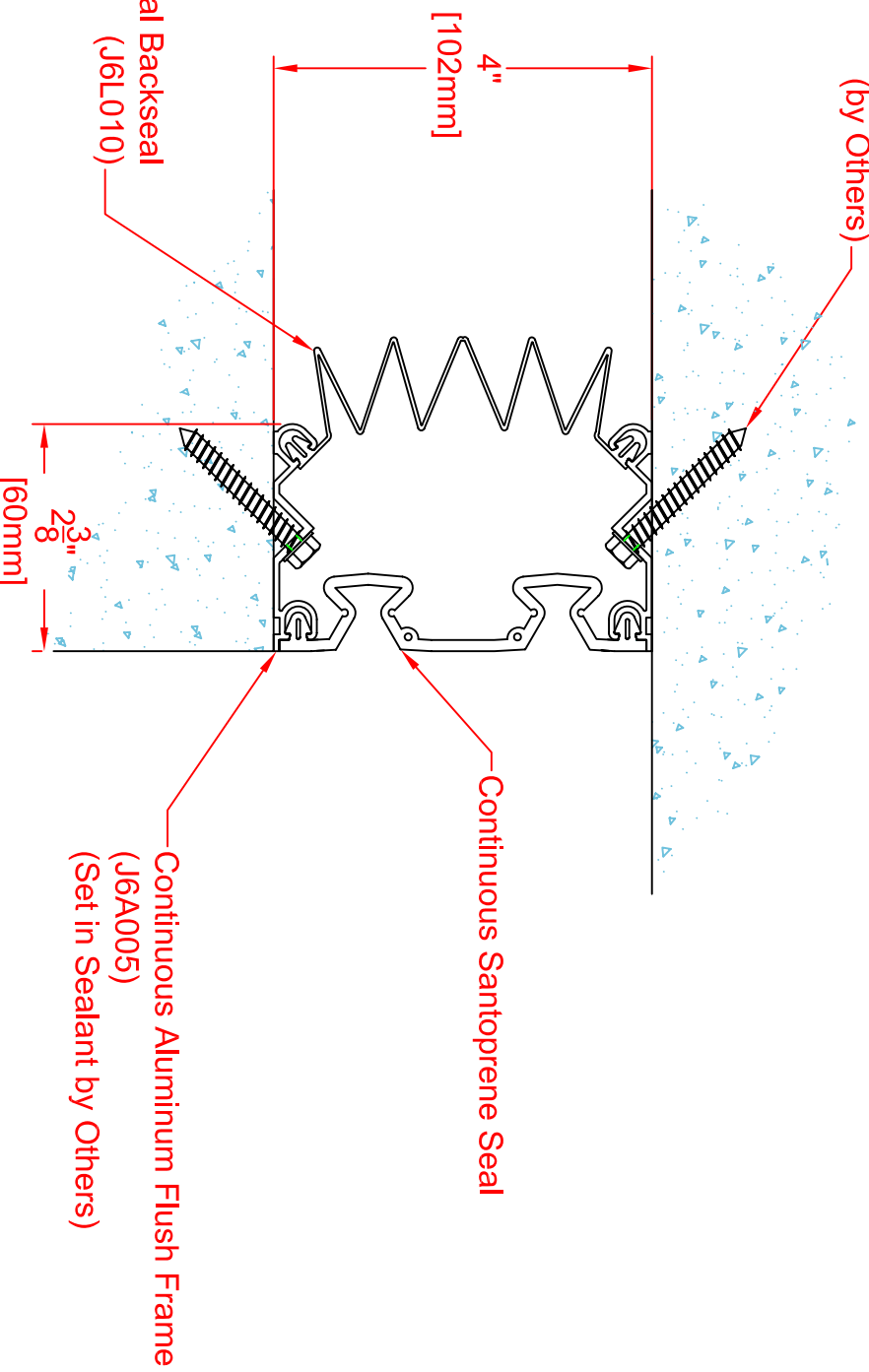
REV:

APPLICATION-

EXTERIOR WALL/CORNER, WALL/CEILING
FLUSH WALL AND CEILING SYSTEMS

INPro CORPORATION
Interior and Exterior Architectural Products
S80 W18766 Apollo Drive
Muskego, WI 53150 USA

Hex Head Concrete Screw (7 per Frame)
 Where Accessible or Fasten Frame
 With Epoxy Adhesive
 (by Others)

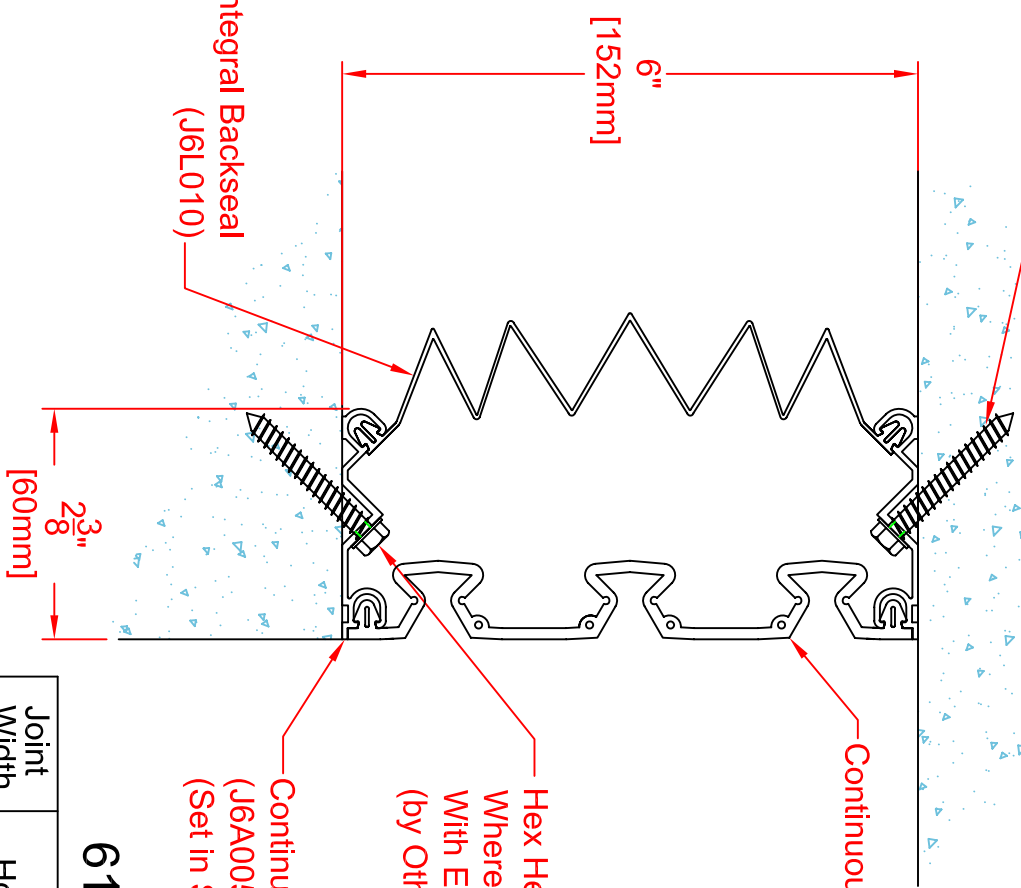


615-A09-100

SPECIFY SEAL COLOR	
Black (J6D401)	
Beige (J6D402)	
Gray (J6D403)	
Off White (J6D404)	
Bright White (J6D405)	

Joint Width	Movement ±				
	Horizontal		Vertical		
US	mm	US	mm	US	mm
4"	102	2"	51	2"	51

Hex Head Concrete Screw (7 per Frame)
Where Accessible or Fasten Frame
With Epoxy Adhesive
(by Others)



Continuous Integral Backseal
(J6L010)

Continuous Santoprene Seal

Hex Head Concrete Screw (7 per Frame)
Where Accessible or Fasten Frame
With Epoxy Adhesive
(by Others)

Continuous Aluminum Flush Frame
(J6A005)
(Set in Sealant by Others)

615-A09-150

SPECIFY SEAL COLOR	
Black (J6D601)	
Beige (J6D602)	
Gray (J6D603)	
Off White (J6D604)	
Bright White (J6D605)	

Joint Width	Movement ±	
	Horizontal	Vertical
US mm	US mm	US mm
6" 152	3" 76	3" 76