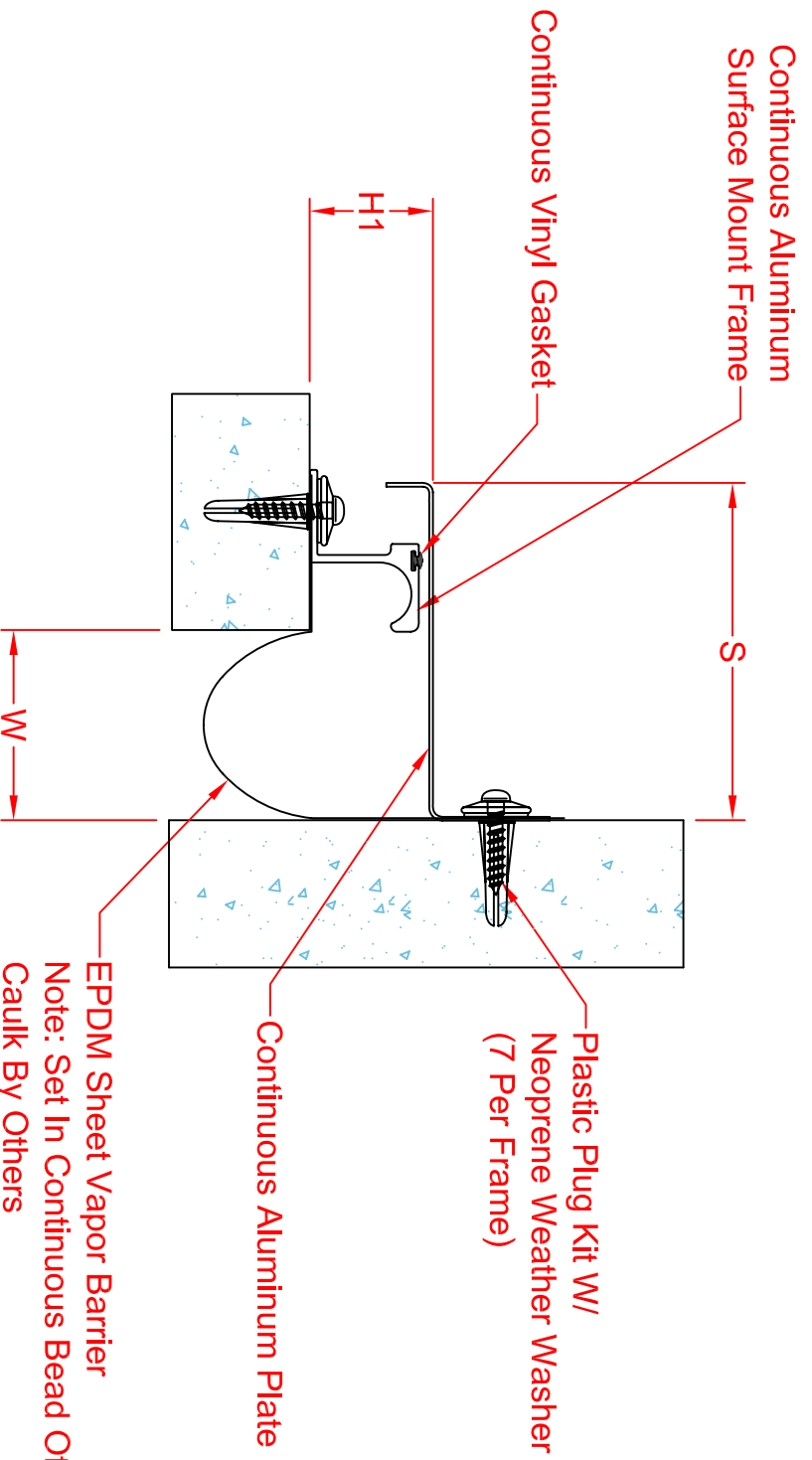


Aluminum Finish: Mill

| Application  | System      | W             |    | H1                |    | H2              |    | S            |    | B           |    | Movement $\pm$ |    |             | Load |        |    |
|--------------|-------------|---------------|----|-------------------|----|-----------------|----|--------------|----|-------------|----|----------------|----|-------------|------|--------|----|
|              |             | Joint Wth. US | mm | Frame Height 1 US | mm | Sub Height 2 US | mm | Sightline US | mm | Blockout US | mm | Horizontal US  | mm | Vertical US | mm   | US Ton | KN |
| ROOF TO WALL | 651-A09-025 | 1"            | 25 | 1-1/4"            | 32 | --              | -- | 2-5/8"       | 67 | --          | -- | 1/2"           | 13 | 1/2"        | 13   | --     | -- |

Shear movement-unlimited. Products listed offer  $\pm 50\%$  movement rating. Contact factory for  $\pm 100\%$  and wider joints.



Aluminum Finish: Mill

| Application  | System      | W             |    | H1                |    | H2              |    | S            |    | B           |    | Movement ±    |    |             | Load |        |    |
|--------------|-------------|---------------|----|-------------------|----|-----------------|----|--------------|----|-------------|----|---------------|----|-------------|------|--------|----|
|              |             | Joint Wth. US | mm | Frame Height 1 US | mm | Sub Height 2 US | mm | Sightline US | mm | Blockout US | mm | Horizontal US | mm | Vertical US | mm   | US Ton | KN |
| ROOF TO WALL | 651-A09-050 | 2"            | 51 | 1-1/4"            | 32 | --              | -- | 3-5/8"       | 92 | --          | -- | 1"            | 25 | 1"          | 25   | --     | -- |

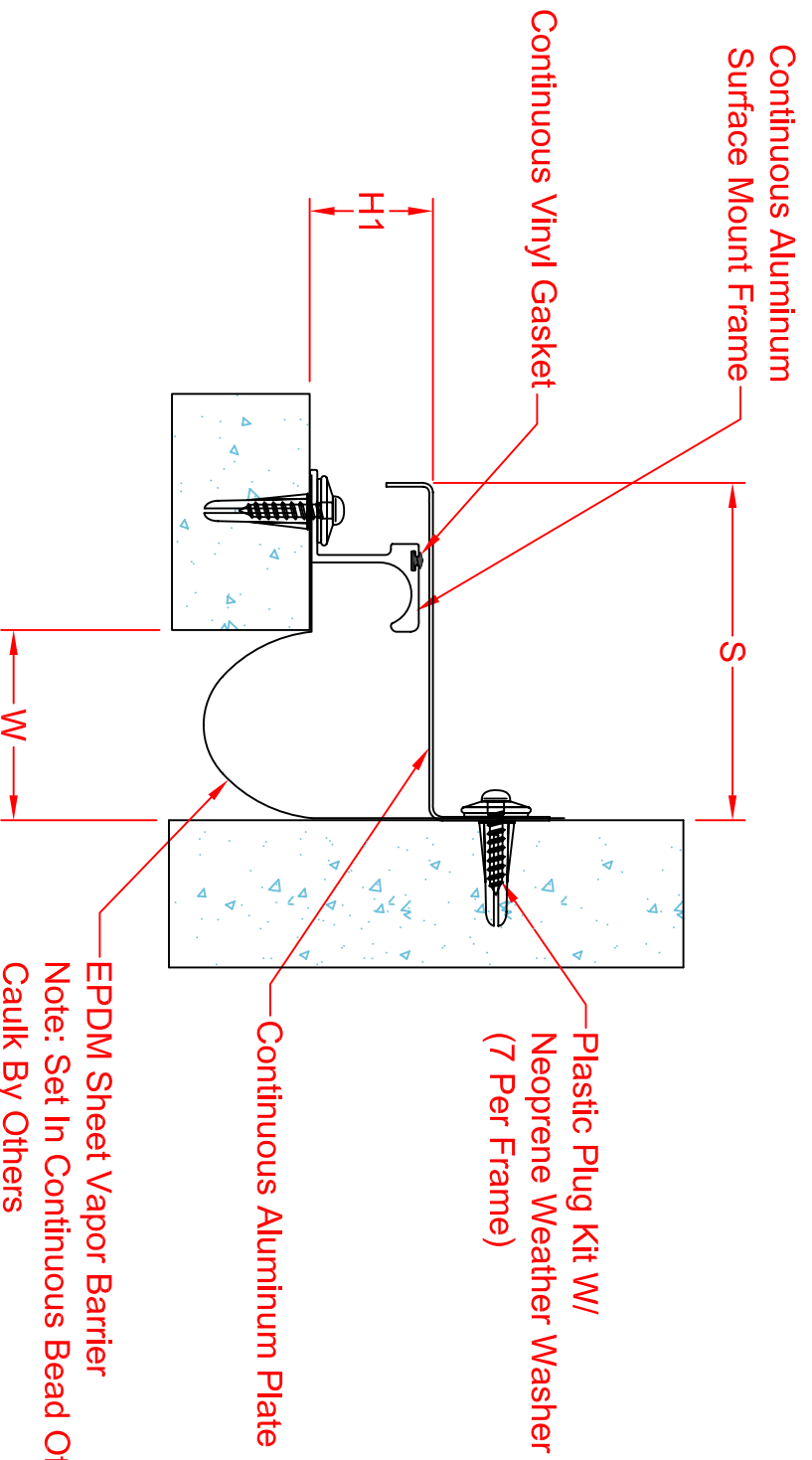
Shear movement-unlimited. Products listed offer ±50% movement rating. Contact factory for ±100% and wider joints.

**INPro**  
**JOINTMASTER**  
ARCHITECTURAL JOINT SYSTEMS

DATE: DECEMBER 6, 2004  
SCALE: NONE DR. BY: RAS  
DRAWING NO.: 651-A09

651-A09-050 APPLICATION - 2" JOINT  
ROOF/WALL CONDITION  
SURFACE MOUNT CENTER BAR  
SEISMIC SYSTEM FOR EXTERIOR WALLS

**INPro CORPORATION**  
Interior and Exterior Architectural Products  
S80 W18766 Apollo Drive  
Muskego, WI 53150 USA

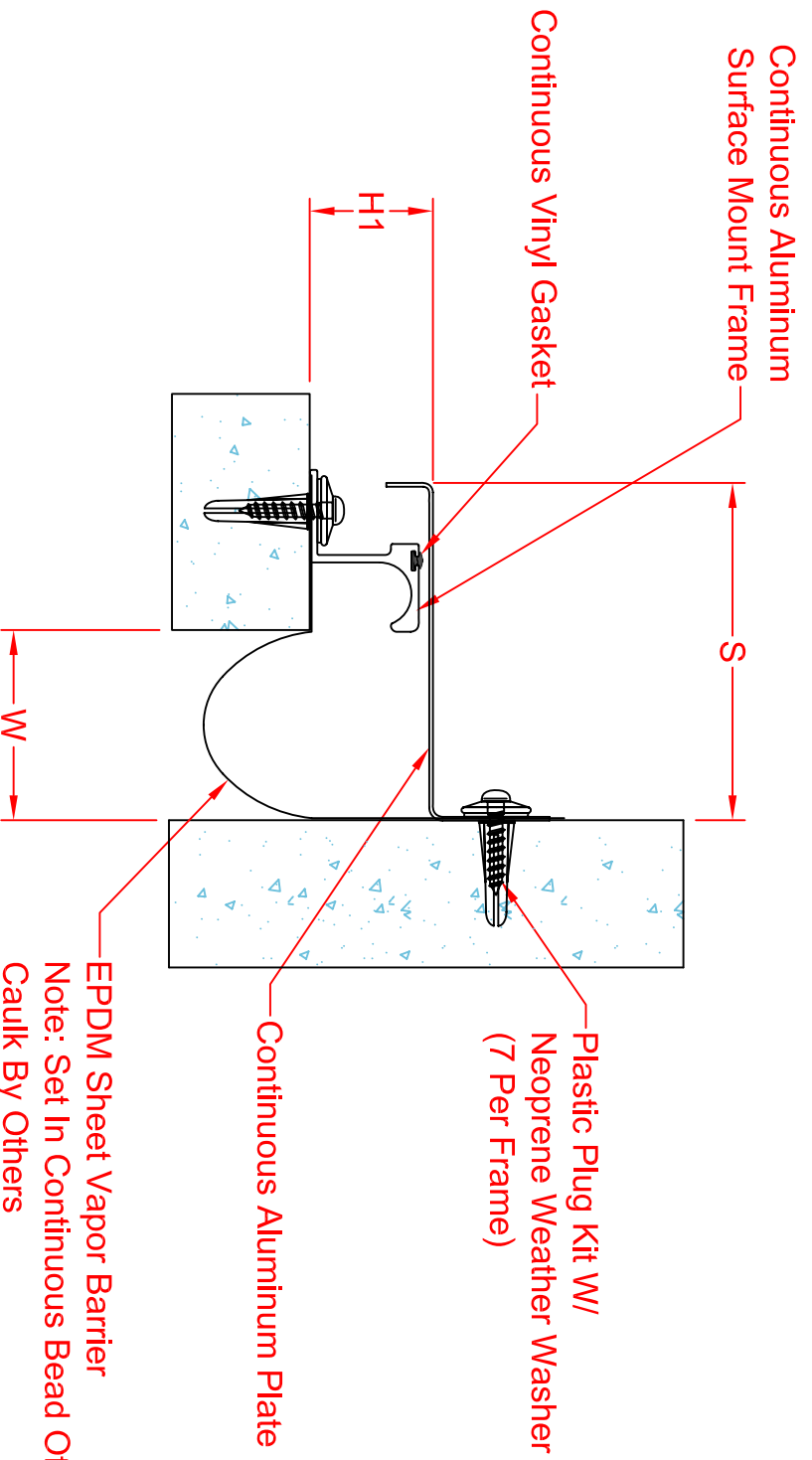


EPDM Sheet Vapor Barrier  
 Note: Set In Continuous Bead Of Butyl/Rubber Caulk By Others

Aluminum Finish: Mill

| Application  | System      | W             |    | H1                |    | H2              |    | S            |     | B           |    | Movement ±    |    |             | Load |        |    |
|--------------|-------------|---------------|----|-------------------|----|-----------------|----|--------------|-----|-------------|----|---------------|----|-------------|------|--------|----|
|              |             | Joint Wth. US | mm | Frame Height 1 US | mm | Sub Height 2 US | mm | Sightline US | mm  | Blockout US | mm | Horizontal US | mm | Vertical US | mm   | US Ton | kN |
| ROOF TO WALL | 651-A09-075 | 3"            | 76 | 1-1/4"            | 32 | --              | -- | 5"           | 127 | --          | -- | 1-1/2"        | 38 | 1-1/2"      | 38   | --     | -- |

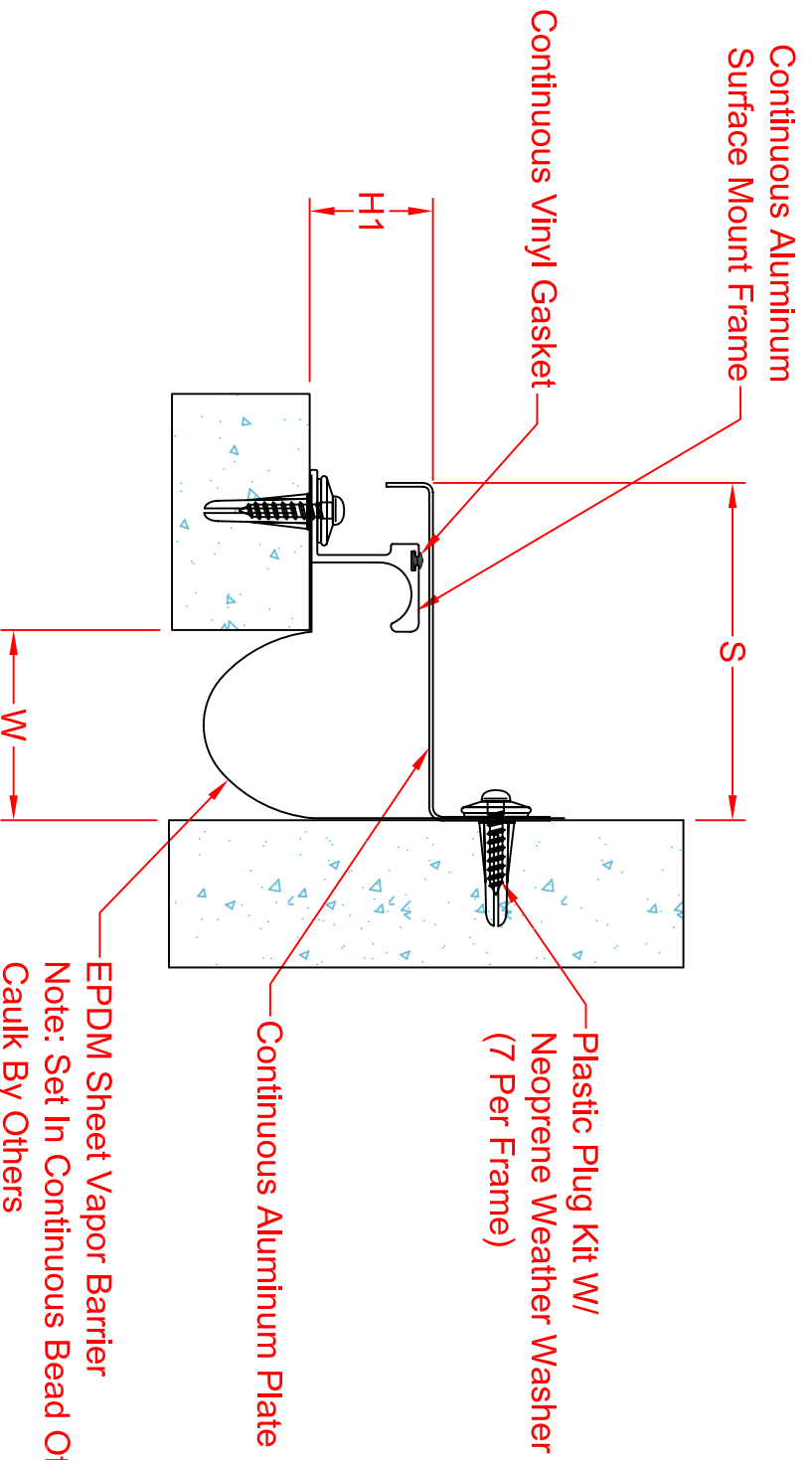
Shear movement-unlimited. Products listed offer ±50% movement rating. Contact factory for ±100% and wider joints.



Aluminum Finish: Mill

| Application  | System      | W             |     | H1                |    | H2              |    | S            |     | B           |    | Movement ±    |    |             | Load |        |    |
|--------------|-------------|---------------|-----|-------------------|----|-----------------|----|--------------|-----|-------------|----|---------------|----|-------------|------|--------|----|
|              |             | Joint Wth. US | mm  | Frame Height 1 US | mm | Sub Height 2 US | mm | Sightline US | mm  | Blockout US | mm | Horizontal US | mm | Vertical US | mm   | US Ton | kN |
| ROOF TO WALL | 651-A09-100 | 4"            | 102 | 1-1/4"            | 32 | --              | -- | 6-1/2"       | 165 | --          | -- | 2"            | 51 | 2"          | 51   | --     | -- |

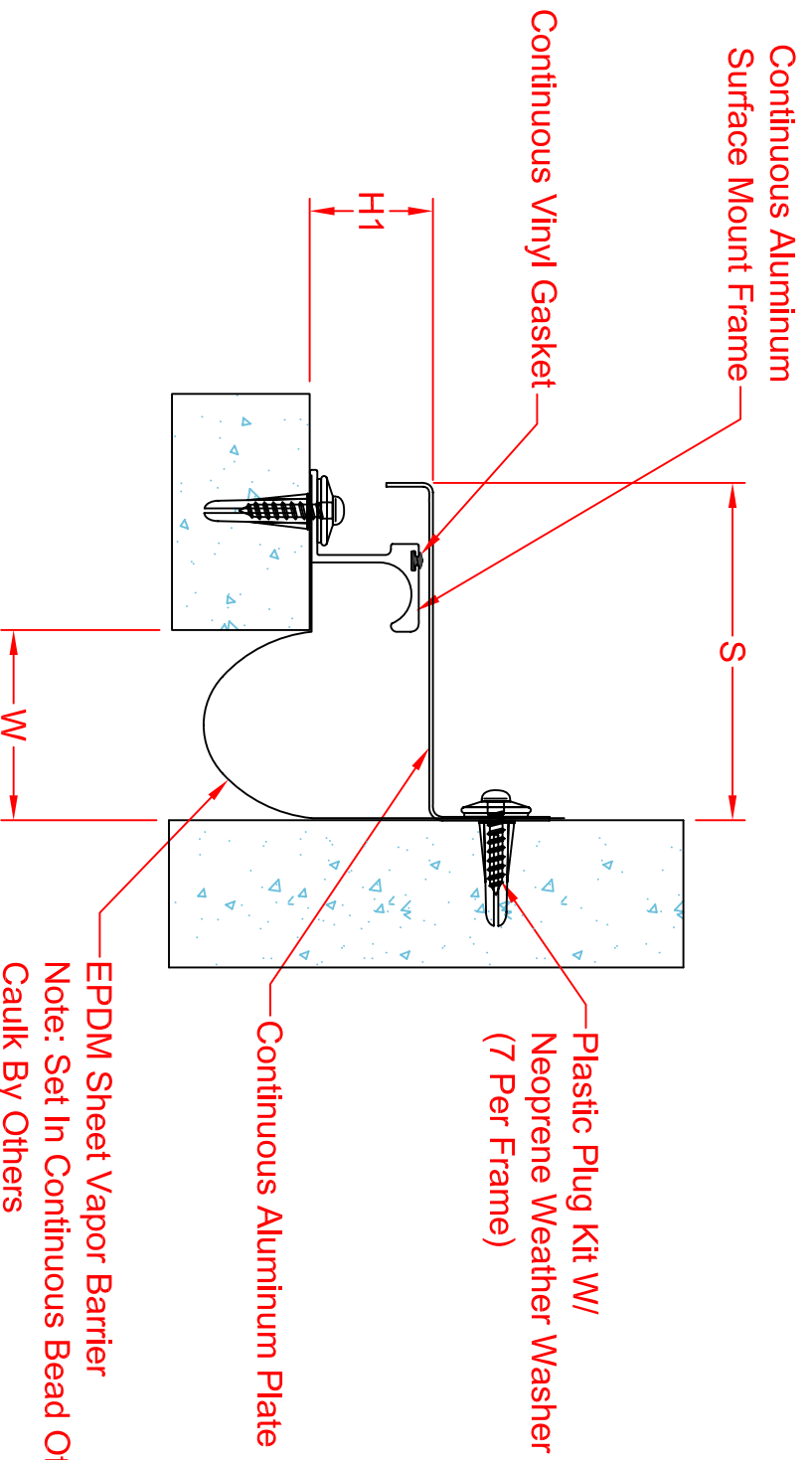
Shear movement-unlimited. Products listed offer ±50% movement rating. Contact factory for ±100% and wider joints.



Aluminum Finish: Mill

| Application  | System      | W             |     | H1                |    | H2              |    | S            |     | B           |    | Movement ±    |    | Load        |    |        |    |
|--------------|-------------|---------------|-----|-------------------|----|-----------------|----|--------------|-----|-------------|----|---------------|----|-------------|----|--------|----|
|              |             | Joint Wth. US | mm  | Frame Height 1 US | mm | Sub Height 2 US | mm | Sightline US | mm  | Blockout US | mm | Horizontal US | mm | Vertical US | mm | US Ton | kN |
| ROOF TO WALL | 651-A09-150 | 6"            | 152 | 1-1/4"            | 32 | --              | -- | 9-1/2"       | 241 | --          | -- | 3"            | 76 | 3"          | 76 | --     | -- |

Shear movement-unlimited. Products listed offer ±50% movement rating. Contact factory for ±100% and wider joints.



Aluminum Finish: Mill

| Application  | System      | W             |     | H1                |    | H2              |    | S            |     | B           |    | Movement ±    |     |             | Load |        |    |
|--------------|-------------|---------------|-----|-------------------|----|-----------------|----|--------------|-----|-------------|----|---------------|-----|-------------|------|--------|----|
|              |             | Joint Wth. US | mm  | Frame Height 1 US | mm | Sub Height 2 US | mm | Sightline US | mm  | Blockout US | mm | Horizontal US | mm  | Vertical US | mm   | US Ton | kN |
| ROOF TO WALL | 651-A09-200 | 8"            | 203 | 1-1/4"            | 32 | --              | -- | 12 1/2"      | 318 | --          | -- | 4"            | 102 | 4"          | 102  | --     | -- |

Shear movement-unlimited. Products listed offer ±50% movement rating. Contact factory for ±100% and wider joints.