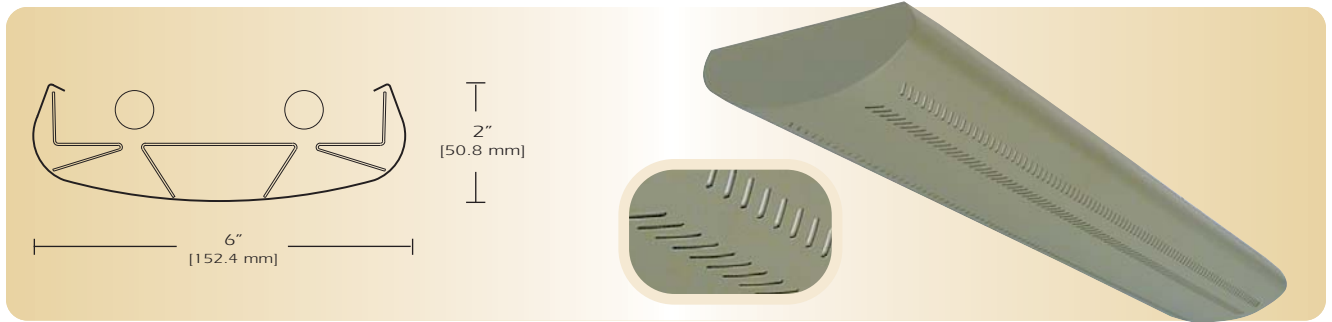


# Generation Series 2

G2-DI-8



**TYPE** \_\_\_\_\_

**FEATURES**

The G2-DI-8 is one variation of a complete family of suspended linear fluorescent luminaires. The G2-DI-8 is a direct/indirect version of the family of luminaires. The computer designed optical system creates a widespread indirect distribution while the variety of direct components provides contrast. The low profile and modern design provide excellent efficiency and styling where high performance and uniform lighting are required.

**SPECIFICATIONS**

**Housing:** One piece die formed 20-gauge cold rolled steel welded construction forming a 6" x 2" rounded profile. Diagonal obround pattern is 3/16" x 5/8" straight with white .020 translucent overlay. Finished end caps are laser cut 16-gauge cold rolled steel, with no exposed hardware or knockouts. Aligner brackets are provided to eliminate light leaks and for precision alignment of continuous rows.

**Reflector:** Die formed 20-gauge cold rolled steel minimum 90% reflectivity finished in high gloss baked white enamel with die formed .025 specular anodized aluminum side reflectors.

**Electrical:** Ballast is electronic, high power factor, thermally protected class P, sound rated A, with less than 10% total harmonic distortion. The minimum number of ballasts will be used unless otherwise specified.

**Mounting:** Standard Installation is an adjustable self-locking aircraft cable assembly 48" x 3/32" in diameter with 5" canopy. One 1/4" SJT straight 54" cord is supplied with each power feed. Standard pendants are available in 24" lengths. See Accessories for additional mounting.

**Finish:** Fixture housing and steel components are finished in baked white enamel applied over a five-stage pretreatment process.

**Lamps:** Fixtures are provided for use with two or three 28 watt T5 lamps or 54 watt T5 HO lamps. (Supplied by Others)

**Certification:** Luminaires are U. L. Listed, C. S. A. certified and are Union Made in the United States of America I.B.E.W.

**ORDERING GUIDE**

MODEL NO.	DIRECTION	SHIELDING	LAMPS	MOUNTING	LENGTH	FINISH	VOLTAGE	OPTIONS
<b>G2</b>	- <b>DI</b>	- <b>8</b>	-	-	-	-	-	-
<b>G2</b>	<b>DI</b> = Direct/Indirect	<b>8</b> =Obround Diagonal	<b>228T5</b> <b>328T5</b> <b>254T5 HO</b> <b>354T5 HO</b>	<b>AC</b> = Cable <b>PD</b> = Pendant	<b>4</b> = 4 ft <b>8</b> = 8 ft <b>12</b> = 12 ft	<b>W</b> = White <b>CC</b> = Custom Color	<b>120v</b> <b>277v</b>	<b>See Options Below</b>
			<b>O</b> =Other Specify	See Accessories	for other, please enter row length (eg. 48=48ft)			

Example: **G2-DI-8-254T5HO-AC-4-W-277V**

Example: Generation Two with diagonal obround continuous pattern with opal overlay for two 54 watt T5 HO lamps with two 48 inch aircraft cables and power feed four foot fixture finished in baked white enamel with 277v electronic ballast less than 10% total harmonic distortion.

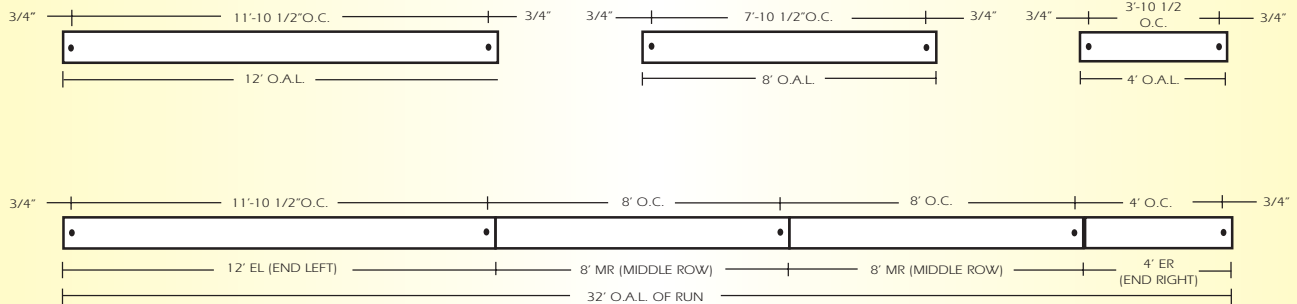
**OPTIONS**

- DIM**= Dimming Ballast
- EPC**= Emergency Battery Pack
- EMC**= Emergency Circuit
- TCW**= Two Circuit Wiring
- TDW**= Tandem Wiring
- QCW**= Quick Connect Wiring
- OTH**= See Accessories for other options available

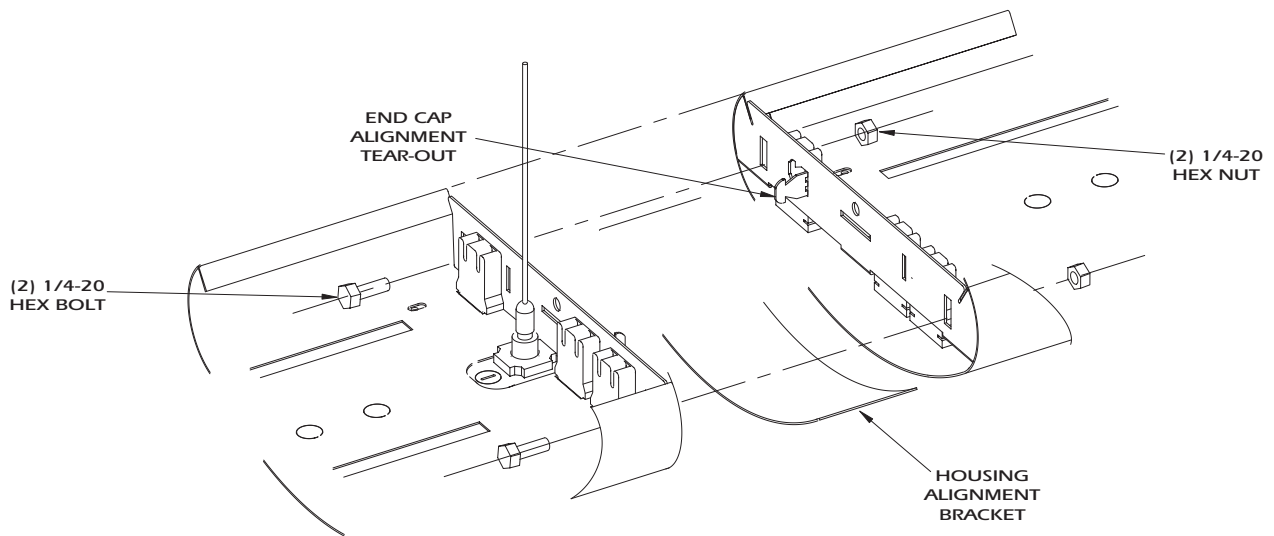
# Generation Series 2

G2-DI-8

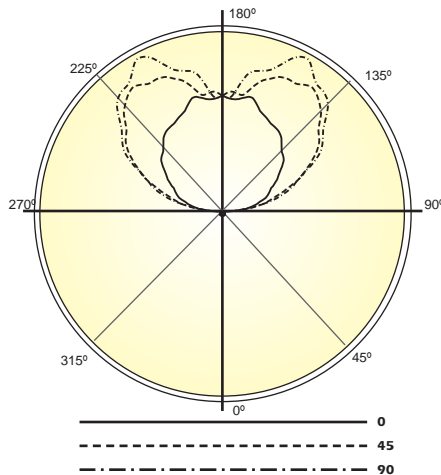
## LINEAR SECTIONS AND SUSPENSION LOCATION



## INSTALLATION PREPARATION



## PHOTOMETRY



LAMP (2) 54W T5 HO  
LUMENS: 5000 PER LAMP

### Candela Distribution:

Vert. Angle	0	22.5	45	67.5	90
0	58	58	58	58	58
5	37	70	69	56	51
15	59	58	58	60	60
25	54	58	51	56	54
35	47	50	53	63	59
45	39	45	54	52	41
55	29	37	41	32	32
65	22	33	25	28	24
75	17	17	16	18	18
85	10	8	11	12	15
95	291	271	253	229	237
105	589	782	786	859	888
115	789	1202	1333	1329	1317
125	1041	1548	1752	1801	1817
135	1240	1733	2067	2189	2213
145	1454	1858	2272	2365	2385
155	1535	1814	2192	2361	2517
165	1740	1725	1960	2009	2160
175	1675	1852	1784	1683	1730
180	1714	1714	1714	1714	1714

Optical Distribution:  
98% Indirect: 2% Direct

### Coefficients of Utilization - Zonal Cavity Method:

pfc = 0.20

	.8	.7	.5	.3	.1	0												
pcc	.8	.7	.5	.3	.1	0												
pw	.7	.5	.3	.1	.5	.3	.1	.5	.3	.1	0							
RCR																		
0	81	81	81	81	70	70	70	70	48	48	48	29	29	29	11	11	11	2
1	74	71	68	65	63	61	58	56	42	41	39	25	24	24	9	9	9	2
2	67	62	57	53	58	53	49	46	37	34	32	22	21	20	7	7	7	1
3	61	54	48	44	52	46	42	38	32	29	27	19	18	16	6	6	6	1
4	56	48	41	37	48	41	36	32	29	25	23	17	15	14	5	5	5	1
5	51	42	36	31	44	36	31	27	25	22	19	15	13	12	4	4	4	1
6	47	37	31	27	40	32	27	23	23	19	17	14	12	10	4	4	4	1
7	43	33	27	23	37	29	24	20	20	17	14	12	10	9	3	3	3	1
8	40	30	24	20	34	26	21	17	18	15	12	11	9	8	3	3	3	1
9	37	27	21	17	31	24	19	15	17	13	11	10	8	7	2	2	2	0
10	34	25	19	15	29	21	17	13	15	12	10	9	7	6	2	2	2	0



Total Luminaire Optical  
Efficiency = 85.0%