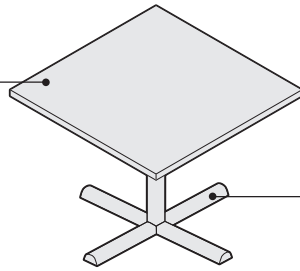

Ginkgo Biloba

Understanding	266
Specifying	
Round Tables	274
Square Tables	278
Rectangular Tables	280
Racetrack Tables	288
Boat Tables	296
Bases	300

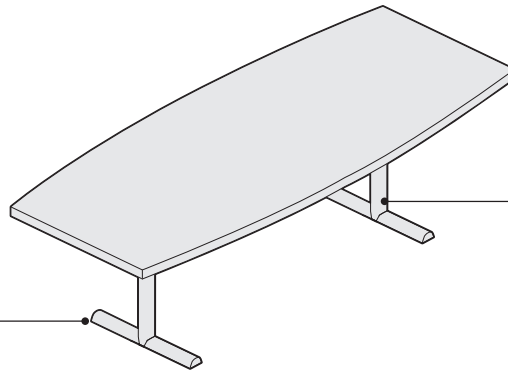
Ginkgo Biloba

Ginkgo Biloba tables work well in a variety of applications, including conference, work, or meeting environments.

Top is 1 1/4" or 2" thick particle board core with laminate or straight grain wood veneer.



X-base option is available for single pedestal tables. It can be polished aluminum or powder coat color.



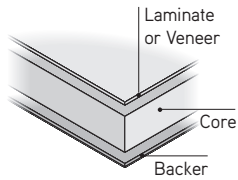
T-base can be polished aluminum or powder coat color.

Glides are non-marring, and concealed.

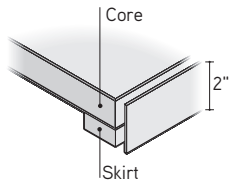
Seating Capacity Guidelines
▶ See page 273

Ginkgo Biloba

Product Details



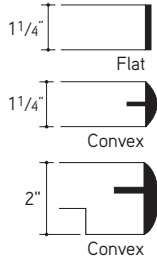
Solid core tops with 1 1/4" and 2" edge thickness have a core of 45 lb median-density particle board with laminate or wood veneer on the top and a backer applied to the opposite side for balance. Laminate and wood veneer surfaces are bonded to the core with a PVA adhesive in a cold press.



Solid core tops with 2" edge thickness have the same construction details described above with a skirt added to the perimeter of the top. This built-up edge gives the top the appearance of increased thickness while helping to reduce the overall weight.

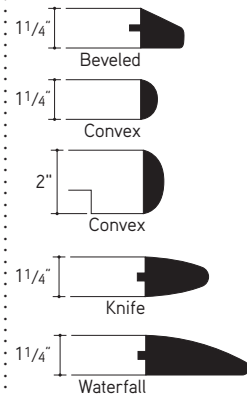


Self-edge table tops have flat edges that are surfaced with the same material and color that is applied to the top of the table. Self edges are available on tops that are 1 1/4" and 2" thick.



Vinyl edge profiles are available in the following shapes and colors on table tops that are 1 1/4", and 2" thick.

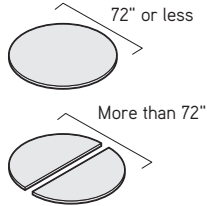
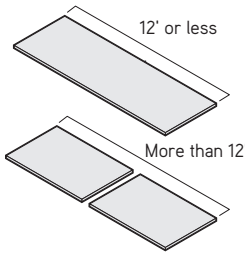
- Flat 1 1/4" edge available in 6000 Black
- Convex 1 1/4" edge available in 6000 Black, 6655 Warm White, 6607 Woodrose, 6609 Smoke
- Convex 2" edge available in 6000 Black



Wood edges are available in five alternatives—beveled, convex, knife, and waterfall. Not every edge is available on every top shape.

▶ Refer to the Edge Availability matrix.

Bases are available in two configurations—X-base and T-base. Bases are 3"-diameter extruded aluminum columns welded feet with single powder coat color.



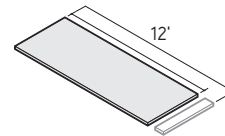
Large tops are shipped in sections with Tite-Joint fasteners for assembly on site. Table tops that are longer than 12' and table tops that are larger than 72" in diameter are always shipped in two pieces.

Large tops can be difficult to move through some buildings. *Tip: Inspect the building where the table will be installed to confirm that elevators, loading docks, hallways, doorways, windows, etc., can accommodate large table tops. You can request any one-piece top to be fabricated and shipped in two pieces to accommodate these small spaces. The following upcharges apply: 24" through 36" list upcharge for cut is \$250 U.S., 37" through 48" list upcharge for cut is \$285 U.S., 49" through 60" list upcharge for cut is \$317 U.S.*

To specify sectioned tops, designate "sectioned top."

A two-piece top may be fabricated and shipped in three pieces, please contact Customer Service for a quotation, 1.800.627.6770

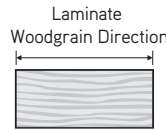
Custom shapes and sizes Special table sizes and shapes are possible. To confirm practicality and obtain a quotation, contact Customer Service at 1.800.627.6770.




Cut-down tops, which are standard table tops with smaller dimensions, are available. Use the product number of the next larger size and specify the exact dimensions you want. Some restrictions apply, including minimum quantities. This option is not available for folding tables. Additional lead times may be required. Contact Coalesse customer service at 972.641.2860. The following upcharge applies to cut-down tops, +\$373 U.S.

Tip: Upcharge for a cut-down top is applied one time only per size/style number.

Tip: Fee is at list and contract discounts apply.



Woodgrain laminates are always oriented with the grain direction running parallel with the length of the table top. You cannot specify woodgrain laminates with end- or side-matched grain directions.

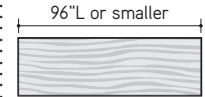


Woodgrain laminate sectioned tops cannot be guaranteed to have a perfect match of the grain pattern along the seam that joins the sections. Large tops that are more than 12' in length require two or more separate sheets of laminate. Coalesse will create the best match that is possible between two sheets of laminate, but depending on the woodgrain laminate pattern that you choose, a perfect match between sections cannot be guaranteed.

Wood edges are not recommended on tables with woodgrain laminates because matching of woodgrain laminate and natural, solid wood is not guaranteed. For tables with wood edge profiles, always specify either laminates in solid colors or patterns or wood veneer surfaces.

Tip: Because of natural variations, you should know that finished solid wood edges may vary slightly in tone or character from each other or from the samples Coalesse produces. No guarantee can be made of an absolutely exact match.

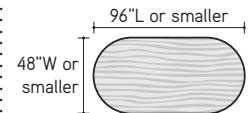
Standard veneer grain directions—grain directions are determined by the size and shape of the table top. Refer to the following guidelines for standard grain directions.



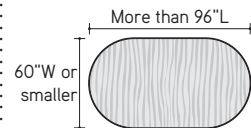
Grain runs parallel to the length on rectangular and boat tops that are 96" L or less.



Grain runs parallel to the width on rectangular and boat tops that are more than 96" L.



Grain runs parallel to the length on racetrack tops that are 96" L or 48" W or smaller.



Grain runs across the width on racetrack tops that are 60" W or larger or more than 96" L.

Ginkgo Biloba *continued*



Wedge lay-up veneer grain direction radiates from the center on the ends of race-track tops. Straight-grain veneer runs across the width.



Wedge lay-up veneers radiate from the center on round tops.

Grain-matched veneer is available at an upcharge in cases where you want the grain direction and pattern to continue from one top to an adjacent ganged top. Coalesse can accommodate the continuation of veneer grain from one ganged top to the next in almost all arrangements, using one of three types of matching—end matched, side matched, and end-and-side matched.

Same flitch veneer is also available for tables that require similar graining and color, but will not be ganged. For example, specify same flitch veneer for two tables used in the same room, but spaced apart.

Additional lead time may be needed for grain-matched veneers. Contact Customer service at 1.800.627.6770 to discuss availability.

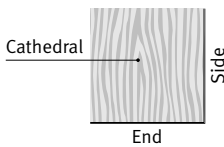


Always include a drawing or sketch along with your specification showing the arrangement of tables you plan so that we can ensure proper grain matching.

Specifying grain-matched veneers requires an upcharge. Same flitch, End-matched, Side-match are 10% of the total list price. End-and-side matched are 20% of the total list price.

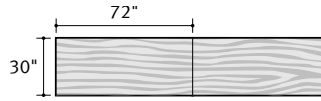


Same flitch matching is specified in cases where you want the veneer grain and pattern on two or more tops to come from the same flitch of veneer. This ensures a consistent grain pattern and coloration and should be specified when tops will be used near each other but not ganged.

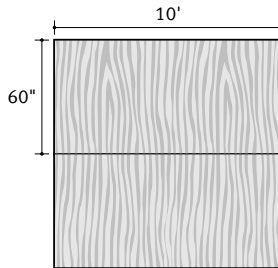


Grain directions are designated in relation to the dominant direction of the veneer—often referred to as the cathedral of the veneer. End-matched veneer refers to two pieces of veneer that match at the end of the cathedral. Side matched veneer refers to two pieces of veneer that match along the side of the cathedrals.

End-matched veneer is specified on tops that will be ganged with the edges that are perpendicular to the grain direction butted against each other. Let's look at two examples.

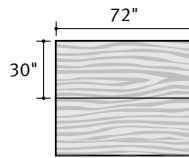


Example 1: On most tables that are 72"L x 30"W, the veneer grain direction will be parallel to the 72" side. If you specify end matched, the veneer grain on one 30" side of one table will continue on one 30" side of the adjacent table.

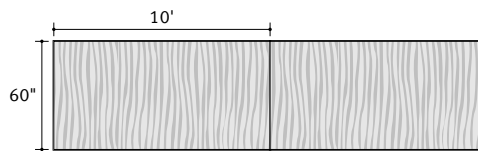


Example 2: On tables that are 10'L x 60"W, the veneer grain direction will be parallel to the 60" side. If you specify end matched, the veneer grain on the 10' side of one table will continue on one 10' side of the adjacent table.

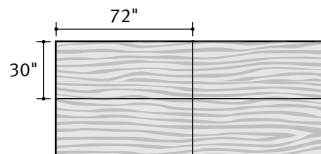
Side matched veneer is specified on tops that will be ganged with the edges that are parallel to the grain direction butted against each other. Let's look at two examples.



Example 1: On most tables that are 72"L x 30"W, the veneer grain direction will be parallel to the 72" side. If you specify side matched, the veneer grain on one 72" side of one table will continue on one 72" side of the adjacent table.













Example 2: On tables that are 10'L x 60"W, the veneer grain direction will be parallel to the 60" side. If you specify side matched, the veneer grain on the 60" side of one table will continue on one 60" side of the adjacent table.



End-and-side matched veneer is specified when several tops will be ganged along two or more edges.

Ginkgo Biloba

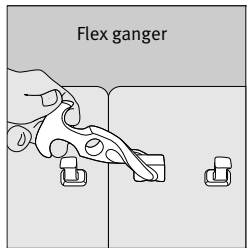
Edge Alternatives

Edge Alternatives	Table Top Shape					
	Round	Square	Rectangular	Racetrack	Boat	
2" Tops						
	<ul style="list-style-type: none"> 2" convex wood 5/8"D profile 	<ul style="list-style-type: none"> Available on tables if diameter is 10' or less 	<ul style="list-style-type: none"> Available with square corners only 	<ul style="list-style-type: none"> Available with square corners only 	<ul style="list-style-type: none"> Available 	<ul style="list-style-type: none"> Available with square corners only
	<ul style="list-style-type: none"> 2" convex vinyl 1/4"D profile Black 	<ul style="list-style-type: none"> Available 	<ul style="list-style-type: none"> Available with 5/4" radius corners only 	<ul style="list-style-type: none"> Available with 5/4" radius corners only 	<ul style="list-style-type: none"> Available 	<ul style="list-style-type: none"> Available with 5/4" radius corners only
	<ul style="list-style-type: none"> 2" self-edge in same material as top surface 	<ul style="list-style-type: none"> Available 	<ul style="list-style-type: none"> Available with 5/4" radius corners only 	<ul style="list-style-type: none"> Available with 5/4" radius corners only 	<ul style="list-style-type: none"> Available 	<ul style="list-style-type: none"> Available with 5/4" radius corners only
1/4" Tops						
	<ul style="list-style-type: none"> 1/4" convex wood 7/16"D profile 	<ul style="list-style-type: none"> Available if diameter is 72" or less 	<ul style="list-style-type: none"> Available with softened square corners only 	<ul style="list-style-type: none"> Available with softened square corners only 	<ul style="list-style-type: none"> Available 	<ul style="list-style-type: none"> Available with softened square corners only
	<ul style="list-style-type: none"> 1/4" beveled wood 1/4"D profile 	<ul style="list-style-type: none"> Available if diameter is 18" or more 	<ul style="list-style-type: none"> Available with square corners only 	<ul style="list-style-type: none"> Available with square corners only 	<ul style="list-style-type: none"> Available 	<ul style="list-style-type: none"> No
	<ul style="list-style-type: none"> 1/4" knife wood 2"D profile 	<ul style="list-style-type: none"> Available if diameter is 42" to 54" 	<ul style="list-style-type: none"> Available with square corners only 	<ul style="list-style-type: none"> Available with square corners only 	<ul style="list-style-type: none"> Available on tops 54"W or less 	<ul style="list-style-type: none"> No
	<ul style="list-style-type: none"> 1/4" waterfall wood 3/2"D profile 	<ul style="list-style-type: none"> No 	<ul style="list-style-type: none"> Available with square corners only 	<ul style="list-style-type: none"> Available with square corners only 	<ul style="list-style-type: none"> No 	<ul style="list-style-type: none"> No
	<ul style="list-style-type: none"> 1/4" convex vinyl 1/4"D profile Black, Warm White, Woodrose, Smoke 	<ul style="list-style-type: none"> Available 	<ul style="list-style-type: none"> Available with 2" radius corners only 	<ul style="list-style-type: none"> Available with 2" radius corners only 	<ul style="list-style-type: none"> Available 	<ul style="list-style-type: none"> Available with 2" radius corners only
	<ul style="list-style-type: none"> 1/4" flat vinyl 1/8"D profile Black 	<ul style="list-style-type: none"> Available 	<ul style="list-style-type: none"> Available with transitional corners only 	<ul style="list-style-type: none"> Available with transitional corners only 	<ul style="list-style-type: none"> Available 	<ul style="list-style-type: none"> Available with transitional corners, or 2" radius corners, by request
	<ul style="list-style-type: none"> 1/4" self-edge in same material as top surface 	<ul style="list-style-type: none"> Available 	<ul style="list-style-type: none"> Available with square corners, or 2" radius corners, by request 	<ul style="list-style-type: none"> Available with square corners, or 2" radius corners, by request 	<ul style="list-style-type: none"> Available 	<ul style="list-style-type: none"> Available with square corners, or 2" radius corners, by request

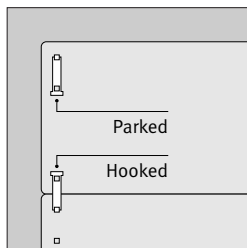
Ginkgo Biloba *continued*

Connections

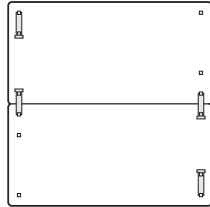
Gangers are available in two types—flex and bar. Use flex gangers in situations when tables will frequently be reconfigured and re-ganged. Use bar gangers in applications where tables need to be rigidly linked for long periods of time. Flex gangers may be installed in the factory or on site. Threaded inserts for bar gangers are always factory installed. Bar gangers are field installed.



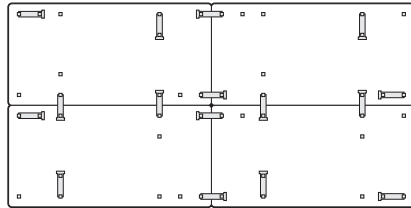
Flex gangers can be used to easily link adjacent rectangular, trapezoid, and D-shaped tables in multiple configurations. Flex gangers use a flexible loop that engages a hook to hold two adjacent table tops in place. No tools are required to stretch the loop across the seam between two table edges and to connect it to the hook on the adjacent table. Loops that are not in use can be secured to a parking hook.



Bar gangers use a flexible loop that engages a hook to hold two adjacent table tops in place. No tools are required to stretch the loop across the seam between two table edges and to connect it to the hook on the adjacent table. Loops that are not in use can be secured to a parking hook.



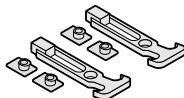
Side-to-side



End-and-side

Gangers and hooks are installed on the sides of the tables that are going to be joined. You can specify end-to-end, side-to-side, or end-and-side arrangements.

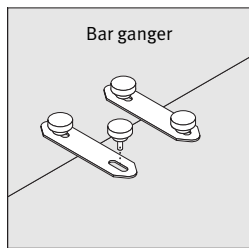
Tip: Not recommended for ganging table tops with wood edges.



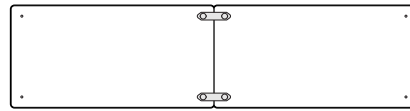
Field-installed flex ganger packages are available to add on site to tables with vinyl edges or self-edged tables with tops that are 1"– to 1¼"-thick. Specify one package for each seam.

Flex Ganger Package	Style Number	List Price	
		U.S.	Canada
Flex ganger	793365	\$66	\$69

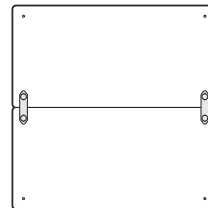
Tip: Not recommended for ganging table tops with wood edges.



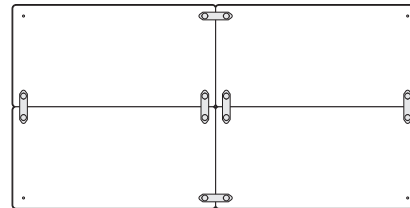
Bar gangers use steel bars to join adjacent tables. One end of the bar is captured by the host table and allows the bar to pivot beneath adjacent table where it is captured by a threaded post with knob. Factory-installed threaded insert in underside of table top accepts the threaded knob. No tools are required to link tables with bar gangers.



End-to-end



Side-to-side

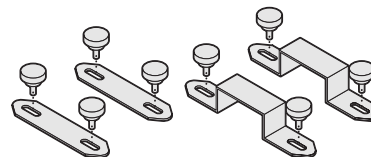


End-and-side

Threaded inserts are available as an option on Ginkgo Biloba tables with vinyl or self edges. Specify universal ganging when you order your tables. You must also order the appropriate number of ganger packages separately. Order one package for each pair of table edges that are going to be joined.

Tip: Please send a drawing of your arrangement along with your order to ensure that gangers are properly installed.

Tip: Not recommended for ganging table tops with wood edges.



Bar ganger packages are available in two versions—standard for 1¼"-thick tops and long for 2"-thick tops.

Bar Ganger Package	Style Number	List Price	
		U.S.	Canada
Bar ganger for 1¼"-thick tops	793335	\$42	\$44
Bar ganger for 2"-thick tops	793351	\$42	\$44

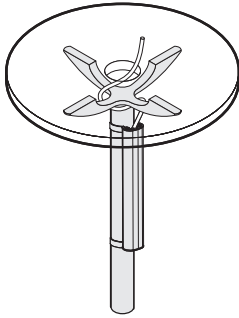
Tip: Not recommended for ganging table tops with wood edges.



If your tables are going to be used in a configuration that requires ganging, please send us a drawing or sketch so that we can give you exactly what you want.

Ginkgo Biloba

Wiring and Cabling



Technology spider is a cable-management version of the traditional spider that is used to attach a table top to a column. The spider provides clearance for power cords and voice/data cables to pass through the table top so that Interport modules, grommets, and spheres can be positioned directly above a table base. Technology spiders are standard on Ginkgo Biloba.

Grommets are available factory cut in custom locations. Requires engineering review; additional lead time may be required.

Tip: Send us a drawing indicating desired location(s). An additional charge may apply if the standard table design requires modification.

Grommets are also available for field installation. To specify, order the grommet and the table as separate items. ▶ See page 39 for grommet locations.

Interport and Mini-Port are available factory cut in custom locations. This process requires engineering review and additional lead time may be required.

Tip: Send us a drawing indicating desired location(s). An additional charge may apply if the standard table design requires modification.

Interport and Mini-Port are also available for field installation. To specify, order the Interport or Mini-Port and the table as separate items.

▶ See page 53 for additional information on Interport or Mini-Port.

Spheres are available factory cut in custom locations. This process requires engineering review and additional lead time may be required.

Tip: Send us a drawing indicating desired location(s). An additional charge may apply if the standard table design requires modification.

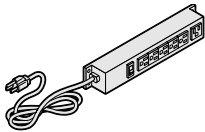
Spheres are also available for field installation. To specify, order the spheres and the table as separate items.

▶ See page 41 for sphere locations.

Interact are available factory cut in custom locations. Requires engineering review; additional lead time may be required.

Tip: Send us a drawing indicating desired location(s). An additional charge may apply if the standard table design requires modification.

▶ See page 60 for additional information on Interact.

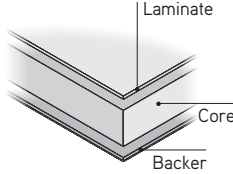


Power strips are available as an accessory, ordered separately.

Juice requires engineering review and additional lead time may be required. Juice is field installed and ordered separately.

▶ See page 44 for additional information on Juice.

Surface Materials



Laminates are available in two standard grades. Additional laminates from any manufacturer may also be practical—see Other laminates in the following column.

Grade 1 laminates include:

- Coalesse standard laminates ▶ See *Surface Materials Listing*, page 600.
- Steelcase standard laminates (code 290A) ▶ See *Steelcase Surface Materials Reference Manual*.
- Any standard-grade Wilsonart laminate in solid color, woodgrain, or pattern finish (code 290A).

Grade 2 laminates (code 290B) include any standard-grade, solid color, woodgrain, or patterned laminate from Nevamar (includes Matrix), Formica, or Pionite. Grade 2 laminates may have extended lead times. For details, contact Customer Service at 1.800.627.6770.

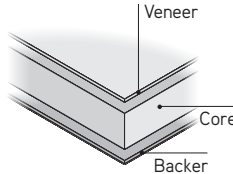
Other laminates that are not included in the Grade 1 or Grade 2 offerings may also be available, such as Abet Laminati and Laminart. To determine availability and pricing, contact Customer Service at 1.800.627.6770, with the laminate manufacturer's name and the name and number of the laminate you want.

Laminate swatches are reproduced in the Surface Materials Color Palettes in the back of the book.

Swatch cards and actual samples of Coalesse standard laminates are available from your Coalesse customer service representative. For samples of laminates from other manufacturers, contact them directly:

- Wilsonart 1.800.433.3222
- Nevamar 1.800.638.4380
- Formica 1.800.FORMICA
- Pionite 1.800.285.5161

Tip: Laminate manufacturers change their offerings frequently. Always check availability before ordering.



Wood veneer table tops are fabricated with Architectural Grade AA hand-selected hardwood veneer, plain sliced, book matched, and bonded to the core with a backing sheet for balance. Coalesse's primary wood finish, Clarity, is a waterborne UV topcoat, which protects the environment while providing exceptional durability and resistance to water and chemical stains. Due to natural variations in wood, finished products may vary from samples in color, texture, and grain.

Wood is a natural material; slight variations occur in veneer texture, color, grain configuration, and stain acceptance. Coalesse stains are all applied with an exacting regard for consistency and are well within traditional tolerances for wood products.

Tip: You should know that finished tops may vary slightly in tone or character from each other or from the samples Coalesse produces. No guarantee can be made of an absolutely exact match.

Additional wood veneer species are available. To confirm availability and to determine pricing, contact Customer Service at 1.800.627.6770.

Stains applied to Coalesse wood veneer table tops are standard with the same stain color applied to both the top and the solid hardwood edge profile. Coalesse strives to produce a consistently high quality product and some natural variation in color is to be expected. This is especially apparent on natural woods which have no stain applied, for example 3525 Natural Maple. This color variation is normal and reflects the unique and natural properties of wood. This should not be considered a defect.

Stain swatches are reproduced in the Surface Materials Color Palettes in the back of the book.

Swatch cards and actual samples of standard wood veneers are available from your Customer Service representative.

Additional wood veneer stains are possible. Coalesse offers two programs to accommodate customers who need special stains—Stain-to-Match and Stain and Finish to Match.

Stain-to-Match option is a special Coalesse program that will match a wood stain sample that you provide. There is no additional charge for this service. You must supply a sample of reasonable size (3" x 3" or larger is usually adequate). Coalesse will formulate a stain, produce a matching sample, and send it to you for approval. When we receive your written approval, we'll schedule production of your order.

Tip: Stain-to-Match will achieve a color match to the sample only. Graining of the wood veneer and final surface finish may differ from your original sample. See Stain and Finish to Match below.

Ginkgo Biloba *continued*

Stain and Finish to Match is a special Coalesse program that can achieve both a color and a surface finish match for most customer-supplied samples. To determine feasibility and pricing, send us a sample of reasonable size (3" x 3" or larger is usually adequate) before you send us your order. If feasible, Coalesse will produce a sample showing the best possible match and send it to you for approval. When we receive your written approval, we'll schedule production of your order.

Stain formulas for special stain color matches are all retained in Coalesse's archives so that you can refer to them in future orders and skip the approval steps required for the initial order.

Table bases are available with Polished Aluminum or powder coat colors. Refer to the individual product specifying pages for availability. Powder coat colors are shown in the *Surface Materials Listing*, page 600.

Care & Maintenance

Laminate and solid phenolic should be cleaned with soap and water. For stubborn stains, use a non-abrasive household cleaner.

Veneers should be cleaned regularly with mild soap and water and dried with a soft cloth. To polish, use silicone-free household polishers. Use sparingly.

Tip: Never use ammonia-based cleaners or wax on wood surfaces.

Powder coat finishes on table bases should be cleaned with a liquid detergent and water. Remove stubborn stains with liquid cleanser, such as Formula 409.

Polished aluminum finishes on table bases should be cleaned with a commercial powder, liquid, or paste metal cleaner and polish. Follow the manufacturer's directions.

Tables should be inspected and maintained regularly by tightening screws and bolts, inspecting casters and glides for damage, and inspecting all moving parts for damage and wear.

Ginkgo Biloba Seating Capacity Guidelines

Seating Capacity Guidelines

Depth	Width	Approximate Capacity	Depth	Width	Approximate Capacity
Round Tops			Square Tops		
36"		4	36"	36"	4
42"		4	42"	42"	4
48"		5	48"	48"	4
54"		5			
60"		6			
Rectangular Tops			Racetrack Tops		
60"	30"	6	72"	36"	6
72"	30"	6	96"	48"	6
60"	36"	6	10'	48"	8
72"	36"	6	12'	48"	10
84"	36"	6	10'	60"	10
96"	36"	8	12'	60"	10
84"	42"	6	15'	60"	12
96"	42"	8	18'	60"	14
108"	42"	8	20'	60"	16
10'	42"	10			
96"	48"	8			
10'	48"	10			
12'	48"	10			
Depth	Center Width	End Width	Approximate Capacity		
Boat Tops					
96"	40"	32"	8		
10'	44"	33"	10		
12'	48"	34"	10		
14'	52"	35"	12		
16'	56"	36"	14		
18'	60"	37"	16		
20'	60"	38"	18		
22'	60"	39"	20		
24'	60"	40"	20		

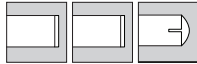



Ginkgo Biloba Round Tables (1¼"-thick top)

DESIGN GUNTER EBERLE

Standard Includes	Required to Specify
<ul style="list-style-type: none"> ▶ Need help? Product details, page 266 • Top: 1¼" particle board core with laminate • Edge: self-edge laminate, flat vinyl, or convex vinyl • Pedestal-base: 3" diameter extruded aluminum column welded to cast aluminum base feet with single powder coat • 19" cast aluminum technology spider • Concealed leveling glides: non-marring, plastic 	<ol style="list-style-type: none"> 1 Style number 2 Powder coat color number for base 3 Laminate or wood color number for top 4 Edge selection: <ul style="list-style-type: none"> - Self-edge laminate to match top - Flat vinyl edge, black only - Convex vinyl edge, if selected <ul style="list-style-type: none"> 6000 Black 6607 Woodrose 6609 Smoke 6655 Warm White 5 Options, if selected (see below) <ul style="list-style-type: none"> ▶ See <i>Surface Materials</i>, page 600.

Options	U.S. Price	Required to Specify
Surface Materials Top <ul style="list-style-type: none"> • Grade 2 laminate • Grade 1 wood veneer • Grade 2 wood veneer • Grade 1 wedge lay-up veneer • Grade 2 wedge lay-up veneer • Stain-to-Match 	<ul style="list-style-type: none"> Prices below and at right Prices below and at right Prices below and at right Prices below and at right Prices below and at right No cost 	<ul style="list-style-type: none"> Specify with <i>Grade 2 laminate</i> and select color number. Specify with <i>Grade 1 wood veneer</i> and select color number. Specify with <i>Grade 2 wood veneer</i> and select color number. Specify with <i>Grade 1 wedge lay-up veneer</i> and select color number. Specify with <i>Grade 2 wedge lay-up veneer</i> and select color number. Specify with <i>Stain-to-Match</i>.
Polished Aluminum Bases <ul style="list-style-type: none"> • Available on 36" Dia, 42" Dia, and 48" Dia tables • Available on 54" Dia and 60" Dia tables 	<ul style="list-style-type: none"> +\$232 +\$327 	<ul style="list-style-type: none"> Specify with <i>polished aluminum base</i>. Specify with <i>polished aluminum base</i>.

Edges	Wood	U.S. Price	Required to Specify
	<ul style="list-style-type: none"> • Convex wood edge • Beveled wood edge • Knife wood edge 	<ul style="list-style-type: none"> Prices below and at right Prices below and at right Prices below and at right 	<ul style="list-style-type: none"> Specify with <i>convex wood edge</i>. Specify with <i>beveled wood edge</i>. Specify with <i>knife wood edge</i>.

Specification Information						
Dimensions Dia H	Style Number	Finish	U.S. Base Prices			
			 Self Edge, Flat Vinyl Edge, or Convex Vinyl Edge:	 Convex Wood Edge:	 Beveled Wood Edge:	 Knife Wood Edge:
36" 29"	334902	Grade 1 Laminate	\$ 959	\$1728	\$1847	N.A.
		Grade 2 Laminate	\$ 995	\$1764	\$1883	N.A.
		Grade 1 Wood Veneer	\$1381	\$2150	\$2269	N.A.
		Grade 2 Wood Veneer	\$1521	\$2290	\$2409	N.A.
		Grade 1 Wedge Lay-Up	\$2588	\$3357	\$3476	N.A.
		Grade 2 Wedge Lay-Up	\$2728	\$3497	\$3616	N.A.

▶ Specification Information, continued on next page

Tip: You must send a sample of reasonable size for Stain-to-Match.

Tip: If you specify a wood edge on a top with woodgrain laminate, the edge and top may not match.


Tip: Knife edge not available on 36" and 60" diameter tables.

Tip: For installation of a grommet or sphere, submit a drawing indicating the desire location for a factory installed cutout. Field installation is also available. Both require the grommet or sphere to be ordered as a separate item.



Tip: Shipped knocked down.

Veneer direction



Ginkgo Biloba Round Tables (1¼"-thick top)

DESIGN GUNTER EBERLE

► Specification Information, continued from previous page

Specification Information

Dimensions Dia H	Style Number	Finish	U.S. Base Prices			
			Self Edge, Flat Vinyl Edge, or Convex Vinyl Edge:	Convex Wood Edge:	Beveled Wood Edge:	Knife Wood Edge:
42" 29"	335902	Grade 1 Laminate	\$ 995	\$1785	\$1914	\$2158
		Grade 2 Laminate	\$1043	\$1833	\$1962	\$2206
		Grade 1 Wood Veneer	\$1641	\$2431	\$2560	\$2804
		Grade 2 Wood Veneer	\$1836	\$2626	\$2755	\$2999
		Grade 1 Wedge Lay-Up	\$3298	\$4088	\$4217	\$4461
		Grade 2 Wedge Lay-Up	\$3493	\$4283	\$4412	\$4656
48" 29"	336902	Grade 1 Laminate	\$1059	\$1884	\$2139	\$2409
		Grade 2 Laminate	\$1122	\$1947	\$2202	\$2472
		Grade 1 Wood Veneer	\$1671	\$2496	\$2751	\$3021
		Grade 2 Wood Veneer	\$1882	\$2707	\$2962	\$3232
		Grade 1 Wedge Lay-Up	\$3373	\$4198	\$4453	\$4723
		Grade 2 Wedge Lay-Up	\$3584	\$4409	\$4664	\$4934
54" 29"	337903	Grade 1 Laminate	\$1358	\$2283	\$2674	\$3040
		Grade 2 Laminate	\$1438	\$2363	\$2754	\$3120
		Grade 1 Wood Veneer	\$2305	\$3230	\$3621	\$3987
		Grade 2 Wood Veneer	\$2575	\$3500	\$3891	\$4257
		Grade 1 Wedge Lay-Up	\$3591	\$4516	\$4907	\$5273
		Grade 2 Wedge Lay-Up	\$3861	\$4786	\$5177	\$5543
60" 29"	338903	Grade 1 Laminate	\$1361	\$2351	\$2755	N.A.
		Grade 2 Laminate	\$1459	\$2449	\$2853	N.A.
		Grade 1 Wood Veneer	\$2417	\$3407	\$3811	N.A.
		Grade 2 Wood Veneer	\$2687	\$3677	\$4081	N.A.
		Grade 1 Wedge Lay-Up	\$3702	\$4692	\$5096	N.A.
		Grade 2 Wedge Lay-Up	\$3972	\$4962	\$5366	N.A.



For Canadian Pricing
 Multiply U.S. Price by the
 Canadian price factor.
 ► See page 1 for details.

Ginkgo Biloba Round Tables (2"-thick top)

DESIGN GUNTER EBERLE



Tip: Shipped knocked down.

Standard Includes	Required to Specify
<p>► Need help? Product details, page 266</p> <ul style="list-style-type: none"> • Top: 1/4" particle board core with laminate with 3/4"-perimeter skirting • Edge: self-edge laminate or convex vinyl • Pedestal-base: 3" diameter extruded aluminum column welded to cast aluminum base feet with single powder coat • 19" cast aluminum technology spider • Concealed leveling glides: non-marring, plastic 	<ol style="list-style-type: none"> 1 Style number 2 Powder coat color number for base 3 Laminate or wood color number for top 4 Edge selection: <ul style="list-style-type: none"> - Self-edge laminate to match top - Convex vinyl edge: black only 5 Options, if selected (see below) <ul style="list-style-type: none"> ► See <i>Surface Materials</i>, page 600.

Tip: You must send a sample of reasonable size for Stain-to-Match.

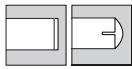

Tip: If you specify a wood edge on a top with woodgrain laminate, the edge and top may not match.

Tip: Beveled edge not available on tables with 2" thick tops.

Tip: Knife edge not available on 36" and 60" diameter tables.

Tip: For installation of a grommet or sphere, submit a drawing indicating the desire location for a factory installed cutout. Field installation is also available. Both require the grommet or sphere to be ordered as a separate item.

Options	U.S. Price	Required to Specify
<p>Surface Materials</p> <p>Top</p> <ul style="list-style-type: none"> • Grade 2 laminate • Grade 1 wood veneer • Grade 2 wood veneer • Grade 1 wedge lay-up veneer • Grade 2 wedge lay-up veneer • Stain-to-Match 	<p>Prices below and at right</p> <p>Prices below and at right</p> <p>Prices below and at right</p> <p>Prices below and at right</p> <p>Prices below and at right</p> <p>No cost</p>	<p>Specify with <i>Grade 2 laminate</i> and select color number.</p> <p>Specify with <i>Grade 1 wood veneer</i> and select color number.</p> <p>Specify with <i>Grade 2 wood veneer</i> and select color number.</p> <p>Specify with <i>Grade 1 wedge lay-up veneer</i> and select color number.</p> <p>Specify with <i>Grade 2 wedge lay-up veneer</i> and select color number.</p> <p>Specify with <i>Stain-to-Match</i>.</p> <p>► Page 5</p>
<p>Polished Aluminum Bases</p> <ul style="list-style-type: none"> • Available on 36" Dia, 42" Dia, and 48" Dia tables • Available on 54" Dia and 60" Dia tables 	<p>+\$232</p> <p>+\$327</p>	<p>Specify with <i>polished aluminum base</i>.</p> <p>Specify with <i>polished aluminum base</i>.</p>
<p>Edges</p> <p>Wood</p> <ul style="list-style-type: none"> • Convex wood edge 	<p>Prices below and at right</p>	<p>Specify with <i>convex wood edge</i>.</p>

Specification Information			
Dimensions	Style Number	Finish	U.S. Base Prices
Dia H			
			 Self Edge or Convex Vinyl Edge:
			 Convex Wood Edge:
36" 29"	604902	Grade 1 Laminate	\$1042 \$1902
		Grade 2 Laminate	\$1078 \$1938
		Grade 1 Wood Veneer	\$1512 \$2372
		Grade 2 Wood Veneer	\$1652 \$2512
		Grade 1 Wedge Lay-Up	\$3029 \$3889
		Grade 2 Wedge Lay-Up	\$3169 \$4029

► Specification Information, continued on next page

Veneer direction



Ginkgo Biloba Round Tables (2"-thick top)

DESIGN GUNTER EBERLE

► Specification Information, continued from previous page

Specification Information

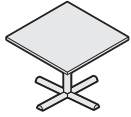
Dimensions Dia H	Style Number	Finish	U.S. Base Prices	
			Self Edge or Convex Vinyl Edge:	Convex Wood Edge:
42" 29"	605902	Grade 1 Laminate	\$1126	\$1939
		Grade 2 Laminate	\$1174	\$1987
		Grade 1 Wood Veneer	\$1797	\$2610
		Grade 2 Wood Veneer	\$1992	\$2805
		Grade 1 Wedge Lay-Up	\$3828	\$4641
		Grade 2 Wedge Lay-Up	\$4023	\$4836
48" 29"	606902	Grade 1 Laminate	\$1228	\$1993
		Grade 2 Laminate	\$1291	\$2056
		Grade 1 Wood Veneer	\$1895	\$2660
		Grade 2 Wood Veneer	\$2106	\$2871
		Grade 1 Wedge Lay-Up	\$3960	\$4725
		Grade 2 Wedge Lay-Up	\$4171	\$4936
54" 29"	607903	Grade 1 Laminate	\$1597	\$2268
		Grade 2 Laminate	\$1677	\$2348
		Grade 1 Wood Veneer	\$2649	\$3320
		Grade 2 Wood Veneer	\$2919	\$3590
		Grade 1 Wedge Lay-Up	\$4220	\$4891
		Grade 2 Wedge Lay-Up	\$4490	\$5161
60" 29"	608903	Grade 1 Laminate	\$1688	\$2383
		Grade 2 Laminate	\$1786	\$2481
		Grade 1 Wood Veneer	\$2772	\$3467
		Grade 2 Wood Veneer	\$3042	\$3737
		Grade 1 Wedge Lay-Up	\$4334	\$5029
		Grade 2 Wedge Lay-Up	\$4604	\$5299



For Canadian Pricing
 Multiply U.S. Price by the
 Canadian price factor.
 ► See page 1 for details.

Ginkgo Biloba Square Tables (1¼"-thick top)

DESIGN GUNTER EBERLE



Tip: Shipped knocked down.

Tip: For installation of a grommet or sphere, submit a drawing indicating the desired location for a factory installed cutout. Field installation is also available. Both require the grommet or sphere to be ordered as a separate item.

Tip: You must send a sample of reasonable size for Stain-to-Match.

Tip: If you specify a wood edge on a top with woodgrain laminate, the edge and top may not match.

Standard Includes

- ▶ Need help? Product details, page 266
- Top: 1¼" particle board core with laminate
- Edge: self-edge laminate, flat vinyl, or convex vinyl
- Pedestal-base: 3" diameter extruded aluminum column welded to cast aluminum base feet with single powder coat
- 19" cast aluminum technology spider
- Concealed leveling glides: non-marring, plastic

Required to Specify

- 1 Style number
- 2 Powder coat color number for base
- 3 Laminate or wood color number for top
- 4 Edge selection:
 - Self-edge laminate to match top
 - Flat vinyl edge, black only
 - Convex vinyl edge, if selected
 - 6000 Black
 - 6607 Woodrose
 - 6609 Smoke
 - 6655 Warm White
- 5 Options, if selected (see below)
 - ▶ See *Surface Materials*, page 600.


Options

Options	U.S. Price	Required to Specify
Surface Materials		
Top		
• Grade 2 laminate	Prices below	Specify with <i>Grade 2 laminate</i> and select color number.
• Grade 1 wood veneer	Prices below	Specify with <i>Grade 1 wood veneer</i> and select color number.
• Grade 2 wood veneer	Prices below	Specify with <i>Grade 2 wood veneer</i> and select color number.
• Stain-to-Match	No cost	Specify with <i>Stain-to-Match</i> . ▶ Page 5
Base		
• Polished aluminum	+\$232	Specify with <i>polished aluminum base</i> .
Edges		
Wood		
• Convex wood edge	Prices below	Specify with <i>convex wood edge</i> .
• Beveled wood edge	Prices below	Specify with <i>beveled wood edge</i> .
• Knife wood edge	Prices below	Specify with <i>knife wood edge</i> .
• Waterfall wood edge	Prices below	Specify with <i>waterfall wood edge</i> .

Specification Information

Dimensions L W H	Style Number	Finish	U.S. Base Prices			
			Self Edge, Flat Vinyl Edge, or Convex Vinyl Edge:	Convex Wood Edge:	Beveled Wood Edge:	Knife Wood Edge or Waterfall Wood Edge:
36" 36" 29"	481902	Grade 1 Laminate	\$ 982	\$1736	\$1894	\$1972
		Grade 2 Laminate	\$1018	\$1772	\$1930	\$2008
		Grade 1 Wood Veneer	\$1467	\$2221	\$2379	\$2457
		Grade 2 Wood Veneer	\$1607	\$2361	\$2519	\$2597
42" 42" 29"	431902	Grade 1 Laminate	\$1089	\$1835	\$1964	\$2054
		Grade 2 Laminate	\$1137	\$1883	\$2012	\$2102
		Grade 1 Wood Veneer	\$1711	\$2457	\$2586	\$2676
		Grade 2 Wood Veneer	\$1906	\$2652	\$2781	\$2871
48" 48" 29"	452902	Grade 1 Laminate	\$1154	\$1863	\$2105	\$2203
		Grade 2 Laminate	\$1218	\$1927	\$2169	\$2267
		Grade 1 Wood Veneer	\$1794	\$2503	\$2745	\$2843
		Grade 2 Wood Veneer	\$2005	\$2714	\$2956	\$3054

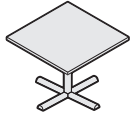
Veneer direction



For Canadian Pricing
Multiply U.S. Price by the Canadian price factor.
▶ See page 1 for details.

Ginkgo Biloba Square Tables (2"-thick top)

DESIGN GUNTER EBERLE



Tip: Shipped knocked down.

Tip: For installation of a grommet or sphere, submit a drawing indicating the desired location for a factory installed cutout. Field installation is also available. Both require the grommet or sphere to be ordered as a separate item.

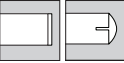

Tip: You must send a sample of reasonable size for Stain-to-Match.

Tip: If you specify a wood edge on a top with woodgrain laminate, the edge and top may not match.

Tip: Beveled, knife, and waterfall edges are not available on tables with 2" thick tops.

Standard Includes	Required to Specify
<ul style="list-style-type: none"> Need help? Product details, page 266 Top: 1/4" particle board core with laminate with 3/4"-perimeter skirting Edge: self-edge laminate or convex vinyl Pedestal-base: 3" diameter extruded aluminum column welded to cast aluminum base feet with single powder coat 19" cast aluminum technology spider Concealed leveling glides: non-marring, plastic 	<ol style="list-style-type: none"> Style number Powder coat color number for base Laminate or wood color number for top Edge selection: <ul style="list-style-type: none"> Self-edge laminate to match top Convex vinyl edge: black only Options, if selected (see below) <ul style="list-style-type: none"> See <i>Surface Materials</i>, page 600.

Options	U.S. Price	Required to Specify
Surface Materials Top <ul style="list-style-type: none"> Grade 2 laminate Grade 1 wood veneer Grade 2 wood veneer Stain-to-Match 	<ul style="list-style-type: none"> Prices below Prices below Prices below No cost 	<ul style="list-style-type: none"> Specify with <i>Grade 2 laminate</i> and select color number. Specify with <i>Grade 1 wood veneer</i> and select color number. Specify with <i>Grade 2 wood veneer</i> and select color number. Specify with <i>Stain-to-Match</i>.
Base <ul style="list-style-type: none"> Polished aluminum 	<ul style="list-style-type: none"> +\$232 	<ul style="list-style-type: none"> Specify with <i>polished aluminum base</i>.
Edges Wood <ul style="list-style-type: none"> Convex wood edge 	<ul style="list-style-type: none"> Prices below 	<ul style="list-style-type: none"> Specify with <i>convex wood edge</i>.

Specification Information				U.S. Base Prices		
Dimensions	Style Number	Finish		Self Edge or Convex Vinyl Edge:	Convex Wood Edge:	
L	W	H				
36"	36"	29"	620902	Grade 1 Laminate	\$1086	\$1861
				Grade 2 Laminate	\$1122	\$1897
				Grade 1 Wood Veneer	\$1513	\$2288
				Grade 2 Wood Veneer	\$1653	\$2428
42"	42"	29"	630902	Grade 1 Laminate	\$1229	\$2018
				Grade 2 Laminate	\$1277	\$2066
				Grade 1 Wood Veneer	\$1766	\$2555
				Grade 2 Wood Veneer	\$1961	\$2750
48"	48"	29"	640902	Grade 1 Laminate	\$1327	\$2153
				Grade 2 Laminate	\$1391	\$2217
				Grade 1 Wood Veneer	\$1848	\$2674
				Grade 2 Wood Veneer	\$2059	\$2885

Veneer direction



For Canadian Pricing
 Multiply U.S. Price by the Canadian price factor.
 ▶ See page 1 for details.

Ginkgo Biloba Rectangular Tables (1¼"-thick top)

DESIGN GUNTER EBERLE

Tip: Shipped knocked down.

Tip: For installation of grommets, spheres, Mini-Port, Interport, and/or Interact, submit a drawing indicating the desired location for a factory installed cutout(s). Field installation is also available. All require the grommet(s), sphere(s), Mini-Port, Interport, and/or Interact to be ordered as a separate item.

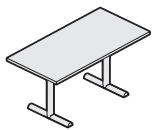
Tip: You must send a sample of reasonable size for Stain-to-Match.

Tip: If you specify a wood edge on a top with woodgrain laminate, the edge and top may not match.


Tip: 24" T-bases work with 30"W, 36"W, and 42"W rectangular tables. 32" T-bases work with 48"W rectangular tables.

Tip: Tops that are 12'L or less ship in one piece. Sectioned tops with Tite-Joint fasteners for assembly on site are available as an option.

Tip: Sectioned tops are not available on tops smaller than 96".



Veneer directions



Up to 96"L 108"L and greater



For Canadian Pricing
Multiply U.S. Price by the Canadian price factor.
▶ See page 1 for details.

Standard Includes	Required to Specify
-------------------	---------------------

<ul style="list-style-type: none"> ▶ Need help? Product details, page 266 • Top: 1¼" particle board core with laminate • Edge: self-edge laminate, flat vinyl, or convex vinyl • T-bases: 3" diameter extruded aluminum columns welded to cast aluminum base feet with single powder coat • 19" cast aluminum technology spider • Concealed leveling glides: non-marring, plastic 	<ol style="list-style-type: none"> 1 Style number 2 Powder coat color number for base 3 Laminate or wood color number for top 4 Edge selection: <ul style="list-style-type: none"> - Self-edge laminate to match top - Flat vinyl edge, black only - Convex vinyl edge, if selected: <ul style="list-style-type: none"> 6000 Black 6607 Woodrose 6609 Smoke 6655 Warm White 5 Options, if selected (see below) <p>▶ See <i>Surface Materials</i>, page 600.</p>
---	---

Options	U.S. Price	Required to Specify
---------	------------	---------------------

Surface Materials <ul style="list-style-type: none"> • Grade 2 laminate • Grade 1 wood veneer • Grade 2 wood veneer • Stain-to-Match 	<p>Prices below and at right</p> <p>Prices below and at right</p> <p>Prices below and at right</p> <p>No cost</p>	<p>Specify with <i>Grade 2 laminate</i> and select color number.</p> <p>Specify with <i>Grade 1 wood veneer</i> and select color number.</p> <p>Specify with <i>Grade 2 wood veneer</i> and select color number.</p> <p>Specify with <i>Stain-to-Match</i>.</p> <p>▶ Page 5</p>
Polished Aluminum Bases <ul style="list-style-type: none"> • Two 24"H T-bases • Two 32"H T-bases • Three 32"H T-bases 		<p>+ \$336</p> <p>+ \$369</p> <p>+ \$554</p> <p>Specify with <i>two polished aluminum bases</i>.</p> <p>Specify with <i>two polished aluminum bases</i>.</p> <p>Specify with <i>three polished aluminum bases</i>.</p>

Edges <ul style="list-style-type: none"> • Convex wood edge • Beveled wood edge • Knife wood edge • Waterfall wood edge 	<p>Prices below and at right</p> <p>Prices below and at right</p> <p>Prices below and at right</p> <p>Prices below and at right</p>	<p>Specify with <i>convex wood edge</i>.</p> <p>Specify with <i>beveled wood edge</i>.</p> <p>Specify with <i>knife wood edge</i>.</p> <p>Specify with <i>waterfall wood edge</i>.</p>
--	---	--

Sectioned top ▶ Page 267	<ul style="list-style-type: none"> • 36"W tops • 42"W tops and larger 	<p>+ \$250</p> <p>+ \$285</p>	<p>Specify with <i>sectioned top</i>.</p> <p>Specify with <i>sectioned top</i>.</p>
------------------------------------	---	-------------------------------	---

Specification Information

Dimensions L W H	Style Number	Finish	U.S. Base Prices			
			Self Edge, Flat Vinyl Edge, or Convex Vinyl Edge:	Convex Wood Edge:	Beveled Wood Edge:	Knife Wood Edge or Waterfall Wood Edge
60" 30" 29"	473906	Grade 1 Laminate	\$1527	\$2184	\$2239	\$2334
		Grade 2 Laminate	\$1576	\$2233	\$2288	\$2383
		Grade 1 Wood Veneer	\$2387	\$3044	\$3099	\$3194
		Grade 2 Wood Veneer	\$2582	\$3239	\$3294	\$3389
72" 30" 29"	474906	Grade 1 Laminate	\$1560	\$2215	\$2273	\$2372
		Grade 2 Laminate	\$1619	\$2274	\$2332	\$2431
		Grade 1 Wood Veneer	\$2439	\$3094	\$3152	\$3251
		Grade 2 Wood Veneer	\$2673	\$3328	\$3386	\$3485

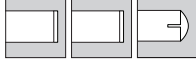


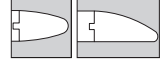
▶ Specification Information, continued on next page

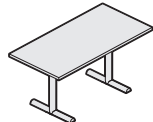
Ginkgo Biloba Rectangular Tables (1/4"-thick top)

DESIGN GUNTER EBERLE

► Specification Information, continued from previous page

Specification Information

Dimensions			Style Number	Finish	U.S. Base Prices			
L	W	H			 Self Edge, Flat Vinyl Edge, or Convex Vinyl Edge:	 Convex Wood Edge:	 Beveled Wood Edge:	 Knife Wood Edge or Waterfall Wood Edge:
60"	36"	29"	483906	Grade 1 Laminate	\$1560	\$2226	\$2283	\$2382
				Grade 2 Laminate	\$1619	\$2285	\$2342	\$2441
				Grade 1 Wood Veneer	\$2422	\$3088	\$3145	\$3244
				Grade 2 Wood Veneer	\$2656	\$3322	\$3379	\$3478
72"	36"	29"	484906	Grade 1 Laminate	\$1580	\$2234	\$2292	\$2389
				Grade 2 Laminate	\$1652	\$2306	\$2364	\$2461
				Grade 1 Wood Veneer	\$2442	\$3096	\$3154	\$3251
				Grade 2 Wood Veneer	\$2723	\$3377	\$3435	\$3532
84"	36"	29"	485906	Grade 1 Laminate	\$1707	\$2669	\$2748	\$2889
				Grade 2 Laminate	\$1789	\$2751	\$2830	\$2971
				Grade 1 Wood Veneer	\$2949	\$3911	\$3990	\$4131
				Grade 2 Wood Veneer	\$3294	\$4256	\$4335	\$4476
96"	36"	29"	486906	Grade 1 Laminate	\$1858	\$2768	\$2852	\$2996
				Grade 2 Laminate	\$1952	\$2862	\$2946	\$3090
				Grade 1 Wood Veneer	\$3016	\$3926	\$4010	\$4154
				Grade 2 Wood Veneer	\$3416	\$4326	\$4410	\$4554
84"	42"	29"	435906	Grade 1 Laminate	\$1808	\$2738	\$2792	\$2924
				Grade 2 Laminate	\$1905	\$2835	\$2889	\$3021
				Grade 1 Wood Veneer	\$3001	\$3931	\$3985	\$4117
				Grade 2 Wood Veneer	\$3376	\$4306	\$4360	\$4492
96"	42"	29"	436906	Grade 1 Laminate	\$1858	\$2789	\$2843	\$2991
				Grade 2 Laminate	\$1968	\$2899	\$2953	\$3101
				Grade 1 Wood Veneer	\$3045	\$3976	\$4030	\$4178
				Grade 2 Wood Veneer	\$3495	\$4426	\$4480	\$4628
108"	42"	29"	437906	Grade 1 Laminate	\$2260	\$3864	\$3954	\$4196
				Grade 2 Laminate	\$2384	\$3988	\$4078	\$4320
				Grade 1 Wood Veneer	\$4234	\$5838	\$5928	\$6170
				Grade 2 Wood Veneer	\$4709	\$6313	\$6403	\$6645
10'	42"	29"	438906	Grade 1 Laminate	\$2296	\$3986	\$4086	\$4338
				Grade 2 Laminate	\$2433	\$4123	\$4223	\$4475
				Grade 1 Wood Veneer	\$4381	\$6071	\$6171	\$6423
				Grade 2 Wood Veneer	\$4929	\$6619	\$6719	\$6971



Tip: 10'L and 12'L tables are standard with three bases.

► Specification Information, continued on next page



For Canadian Pricing
 Multiply U.S. Price by the Canadian price factor.
 ► See page 1 for details.

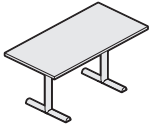
Ginkgo Biloba Rectangular Tables (1¼"-thick top) *continued*

DESIGN GUNTER EBERLE

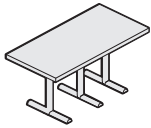
► Specification Information, continued from previous page

Specification Information

Dimensions			Style Number	Finish	U.S. Base Prices			
L	W	H			Self Edge, Flat Vinyl Edge, or Convex Vinyl Edge:	Convex Wood Edge:	Beveled Wood Edge:	Knife Wood Edge or Waterfall Wood Edge:
96"	48"	29"	456907	Grade 1 Laminate	\$1942	\$2887	\$2949	\$ 3098
				Grade 2 Laminate	\$2068	\$3013	\$3075	\$ 3224
				Grade 1 Wood Veneer	\$3158	\$4103	\$4165	\$ 4314
				Grade 2 Wood Veneer	\$3664	\$4609	\$4671	\$ 4820
10'	48"	29"	458907	Grade 1 Laminate	\$2396	\$4135	\$4261	\$ 4520
				Grade 2 Laminate	\$2551	\$4290	\$4416	\$ 4675
				Grade 1 Wood Veneer	\$4538	\$6277	\$6403	\$ 6662
				Grade 2 Wood Veneer	\$5170	\$6909	\$7035	\$ 7294
12'	48"	29"	459907	Grade 1 Laminate	\$3154	\$5697	\$5844	\$ 6190
				Grade 2 Laminate	\$3342	\$5885	\$6032	\$ 6378
				Grade 1 Wood Veneer	\$6251	\$8794	\$8941	\$ 9287
				Grade 2 Wood Veneer	\$7013	\$9556	\$9703	\$10,049



Tip: 96"L tables are standard with two bases.



Tip: 10'L and 12'L tables are standard with three bases.



For Canadian Pricing
 Multiply U.S. Price by the
 Canadian price factor.
 ► See page 1 for details.

Coalesse

Ginkgo Biloba

Rectangular Tables (1¼"-thick top)

DESIGN GUNTER EBERLE

Ginkgo Biloba

Ginkgo Biloba Rectangular Tables (2"-thick top)

DESIGN GUNTER EBERLE

Tip: Shipped knocked down.

Tip: For installation of grommets, spheres, Mini-Port, Interport, and/or Interact, submit a drawing indicating the desired location for a factory installed cutout(s). Field installation is also available. All require the grommet(s), sphere(s), Mini-Port, Interport, and/or Interact to be ordered as a separate item.

Tip: You must send a sample of reasonable size for Stain-to-Match.

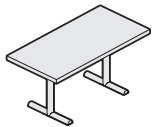
Tip: 24" T-bases work with 30"W, 36"W, and 42"W rectangular tables. 32" T-bases work with 48"W rectangular tables.

Tip: If you specify a wood edge on a top with woodgrain laminate, the edge and top may not match.


Tip: Beveled, knife, and waterfall edges are not available on two tables with 2" thick tops.

Tip: Tops that are 12'L or less ship in one piece. Sectioned tops with Tite-Joint fasteners for assembly on site are available as an option.

Tip: Sectioned tops are not available on tops smaller than 96".



Veneer directions



Up to 96"L

108"L and greater



For Canadian Pricing
Multiply U.S. Price by the Canadian price factor.

► See page 1 for details.

Standard Includes	Required to Specify
<ul style="list-style-type: none"> ► Need help? Product details, page 266 • Top: 1/4" particle board core with laminate with 3/4"-perimeter skirting • Edge: self-edge laminate or convex vinyl • T-bases: 3" diameter extruded aluminum columns welded to cast aluminum base feet with single powder coat • 19" cast aluminum technology spider • Concealed leveling glides: non-marring, plastic 	<ol style="list-style-type: none"> 1 Style number 2 Powder coat color number for base 3 Laminate or wood color number for top 4 Edge selection: <ul style="list-style-type: none"> - Self-edge laminate to match top - Convex vinyl edge: black only 5 Options, if selected (see below) <p>► See <i>Surface Materials</i>, page 600.</p>

Options	U.S. Price	Required to Specify
Surface Materials <ul style="list-style-type: none"> • Top • Grade 2 laminate • Grade 1 wood veneer • Grade 2 wood veneer • Stain-to-Match 	<ul style="list-style-type: none"> Prices below and at right Prices below and at right Prices below and at right No cost 	<ul style="list-style-type: none"> Specify with <i>Grade 2 laminate</i> and select color number. Specify with <i>Grade 1 wood veneer</i> and select color number. Specify with <i>Grade 2 wood veneer</i> and select color number. Specify with <i>Stain-to-Match</i>. <p>► Page 5</p>
Polished Aluminum Bases <ul style="list-style-type: none"> • Two 24"H T-bases • Two 32"H T-bases • Three 32"H T-bases 	<ul style="list-style-type: none"> +\$336 +\$369 +\$554 	<ul style="list-style-type: none"> Specify with <i>two polished aluminum bases</i>. Specify with <i>two polished aluminum bases</i>. Specify with <i>three polished aluminum bases</i>.
Edges <ul style="list-style-type: none"> • Wood • Convex wood edge 	<ul style="list-style-type: none"> Prices below and at right 	<ul style="list-style-type: none"> Specify with <i>convex wood edge</i>.
Sectioned top ► Page 267	<ul style="list-style-type: none"> • 36"W tops +\$250 • 42"W tops and larger +\$285 	<ul style="list-style-type: none"> Specify with <i>sectioned top</i>. Specify with <i>sectioned top</i>.

Specification Information

Dimensions L W H	Style Number	Finish	U.S. Base Prices	
			Self Edge or Convex Vinyl Edge:	Convex Wood Edge:
60" 30" 29"	613906	Grade 1 Laminate	\$1610	\$2275
		Grade 2 Laminate	\$1659	\$2324
		Grade 1 Wood Veneer	\$2486	\$3151
		Grade 2 Wood Veneer	\$2681	\$3346
72" 30" 29"	614906	Grade 1 Laminate	\$1679	\$2330
		Grade 2 Laminate	\$1738	\$2389
		Grade 1 Wood Veneer	\$2507	\$3158
		Grade 2 Wood Veneer	\$2741	\$3392

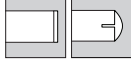

► Specification Information, continued on next page

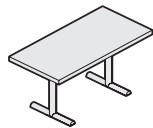
Ginkgo Biloba Rectangular Tables (2"-thick top)

DESIGN GUNTER EBERLE

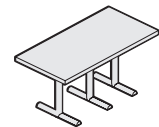
► Specification Information, continued from previous page

Specification Information

Dimensions			Style Number	Finish	U.S. Base Prices	
L	W	H			 Self Edge or Convex Vinyl Edge:	 Convex Wood Edge:
60"	36"	29"	623906	Grade 1 Laminate	\$1704	\$2331
				Grade 2 Laminate	\$1764	\$2391
				Grade 1 Wood Veneer	\$2495	\$3122
				Grade 2 Wood Veneer	\$2729	\$3356
72"	36"	29"	624906	Grade 1 Laminate	\$1763	\$2381
				Grade 2 Laminate	\$1835	\$2453
				Grade 1 Wood Veneer	\$2561	\$3179
				Grade 2 Wood Veneer	\$2842	\$3460
84"	36"	29"	625906	Grade 1 Laminate	\$1940	\$2827
				Grade 2 Laminate	\$2022	\$2909
				Grade 1 Wood Veneer	\$3032	\$3919
				Grade 2 Wood Veneer	\$3377	\$4264
96"	36"	29"	626906	Grade 1 Laminate	\$2011	\$2912
				Grade 2 Laminate	\$2105	\$3006
				Grade 1 Wood Veneer	\$3119	\$4020
				Grade 2 Wood Veneer	\$3519	\$4420
84"	42"	29"	635906	Grade 1 Laminate	\$1947	\$2862
				Grade 2 Laminate	\$2044	\$2959
				Grade 1 Wood Veneer	\$3079	\$3994
				Grade 2 Wood Veneer	\$3454	\$4369
96"	42"	29"	636906	Grade 1 Laminate	\$2011	\$2931
				Grade 2 Laminate	\$2121	\$3041
				Grade 1 Wood Veneer	\$3147	\$4067
				Grade 2 Wood Veneer	\$3597	\$4517
108"	42"	29"	637906	Grade 1 Laminate	\$2427	\$4038
				Grade 2 Laminate	\$2551	\$4162
				Grade 1 Wood Veneer	\$4402	\$6013
				Grade 2 Wood Veneer	\$4877	\$6488
10'	42"	29"	638906	Grade 1 Laminate	\$2460	\$4177
				Grade 2 Laminate	\$2597	\$4314
				Grade 1 Wood Veneer	\$4549	\$6266
				Grade 2 Wood Veneer	\$5097	\$6814
96"	48"	29"	646907	Grade 1 Laminate	\$2097	\$3033
				Grade 2 Laminate	\$2223	\$3159
				Grade 1 Wood Veneer	\$3263	\$4199
				Grade 2 Wood Veneer	\$3769	\$4705



Tip: 96"L tables are standard with two bases.



Tip: 10'L tables are standard with three bases.



For Canadian Pricing
 Multiply U.S. Price by the Canadian price factor.
 ► See page 1 for details.

► Specification Information, continued on next page

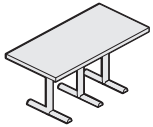
Ginkgo Biloba Rectangular Tables (2"-thick top) *continued*

DESIGN GUNTER EBERLE

► Specification Information, continued from previous page

Specification Information

Dimensions			Style Number	Finish	U.S. Base Prices	
L	W	H			Self Edge or Convex Vinyl Edge:	Convex Wood Edge:
10'	48"	29"	648907	Grade 1 Laminate	\$2609	\$4328
				Grade 2 Laminate	\$2764	\$4483
				Grade 1 Wood Veneer	\$4703	\$6422
				Grade 2 Wood Veneer	\$5335	\$7054
12'	48"	29"	649907	Grade 1 Laminate	\$3388	\$5917
				Grade 2 Laminate	\$3576	\$6105
				Grade 1 Wood Veneer	\$6463	\$8992
				Grade 2 Wood Veneer	\$7225	\$9754



Tip: 10'L and 12'L tables are standard with three bases.



For Canadian Pricing
 Multiply U.S. Price by the Canadian price factor.
 ► See page 1 for details.

Coalesse

Ginkgo Biloba

Rectangular Tables (2"-thick top)

DESIGN GUNTER EBERLE

Ginkgo Biloba

Ginkgo Biloba Racetrack Tables (1/4"-thick top)

DESIGN GUNTER EBERLE



Tip: Shipped knocked down.

Tip: For installation of grommets, spheres, Mini-Port, Interport, and/or Interact, submit a drawing indicating the desired location for a factory installed cutout(s). Field installation is also available. All require the grommet(s), sphere(s), Mini-Port, Interport, and/or Interact to be ordered as a separate item.

Tip: You must send a sample of reasonable size for Stain-to-Match.

Tip: If you specify a wood edge on a top with woodgrain laminate, the edge and top may not match.

Tip: 24" T-bases work with 36"W racetrack tables. 32" T-bases work with 48"W and 60"W racetrack tables.


Tip: Tops that are 12'L or less ship in one piece. Sectioned tops with Tite-Joint fasteners for assembly on site are available as an option.

Tip: Sectioned tops are not available on tables smaller than 96".

Standard Includes	Required to Specify
<ul style="list-style-type: none"> ▶ Need help? Product details, page 266 • Top: 1/4" particle board core with laminate • Edge on 1/4"-thick top: self-edge laminate, flat vinyl, or convex vinyl • T-bases: 3" diameter extruded aluminum columns welded to cast aluminum base feet with single powder coat • 19" cast aluminum technology spider • Concealed leveling glides: non-marring, plastic 	<ol style="list-style-type: none"> 1 Style number 2 Powder coat color number for base 3 Laminate color number for top 4 Edge selection: <ul style="list-style-type: none"> - Self-edge laminate to match top - Flat vinyl edge, black only - Convex vinyl edge, if selected: <ul style="list-style-type: none"> 6000 Black 6607 Woodrose 6609 Smoke 6655 Warm White 5 Options, if selected (see below) <p>▶ See <i>Surface Materials</i>, page 600.</p>

Options	U.S. Price	Required to Specify
Surface Materials <ul style="list-style-type: none"> • Grade 2 laminate • Grade 1 wood veneer • Grade 2 wood veneer • Grade 1 wedge lay-up veneer • Grade 2 wedge lay-up veneer • Stain-to-Match 	<p>Prices below and at right</p> <p>Prices below and at right</p> <p>Prices below and at right</p> <p>Prices below and at right</p> <p>Prices below and at right</p> <p>No cost</p>	<p>Specify with <i>Grade 2 laminate</i> and select color number.</p> <p>Specify with <i>Grade 1 wood veneer</i> and select color number.</p> <p>Specify with <i>Grade 2 wood veneer</i> and select color number.</p> <p>Specify with <i>Grade 1 wedge lay-up veneer</i> and select color number.</p> <p>Specify with <i>Grade 2 wedge lay-up veneer</i> and select color number.</p> <p>Specify with <i>Stain-to-Match</i>.</p> <p>▶ Page 5</p>
Edges <ul style="list-style-type: none"> • Convex wood edge • Beveled wood edge • Knife wood edge 	<p>Prices below and at right</p> <p>Prices below and at right</p> <p>Prices below and at right</p>	<p>Specify with <i>convex wood edge</i>.</p> <p>Specify with <i>beveled wood edge</i>.</p> <p>Specify with <i>knife wood edge</i>.</p>
Polished Aluminum bases <ul style="list-style-type: none"> • Two 24" T-bases • Two 32" T-bases • Three 32" T-bases • Four 32" T-bases • Five 32" T-bases 	<p>+\$336</p> <p>+\$369</p> <p>+\$554</p> <p>+\$739</p> <p>+\$924</p>	<p>Specify with <i>polished aluminum bases</i>.</p> <p>Specify with <i>polished aluminum bases</i>.</p> <p>Specify with <i>polished aluminum bases</i>.</p> <p>Specify with <i>polished aluminum bases</i>.</p> <p>Specify with <i>polished aluminum bases</i>.</p>
Sectioned top <ul style="list-style-type: none"> • 36"W tables • 48"W tables • 60"W tables <p>▶ Page 267</p>	<p>+\$250</p> <p>+\$285</p> <p>+\$317</p>	<p>Specify with <i>sectioned top</i>.</p> <p>Specify with <i>sectioned top</i>.</p> <p>Specify with <i>sectioned top</i>.</p>

Veneer directions



Up to 96"L

108"L and greater

Ginkgo Biloba Racetrack Tables (1/4"-thick top)

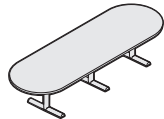
DESIGN GUNTER EBERLE

Specification Information

Dimensions L W H	Style Number	Finish	U.S. Base Prices			
			Self Edge, Flat Vinyl Edge, or Convex Vinyl Edge:	Convex Wood Edge:	Beveled Wood Edge:	Knife Wood Edge:
72" 36" 29"	273906	Grade 1 Laminate	\$ 1653	\$ 2809	\$ 3150	\$ 4265
		Grade 2 Laminate	\$ 1725	\$ 2881	\$ 3222	\$ 4337
		Grade 1 Wood Veneer	\$ 2776	\$ 3932	\$ 4273	\$ 5388
		Grade 2 Wood Veneer	\$ 3057	\$ 4213	\$ 4554	\$ 5669
		Grade 1 Wedge Lay-Up	\$ 4223	\$ 5379	\$ 5720	\$ 6835
		Grade 2 Wedge Lay-Up	\$ 4504	\$ 5660	\$ 6001	\$ 7116
96" 48" 29"	275907	Grade 1 Laminate	\$ 2044	\$ 3778	\$ 4203	\$ 4655
		Grade 2 Laminate	\$ 2170	\$ 3904	\$ 4329	\$ 4781
		Grade 1 Wood Veneer	\$ 3664	\$ 5398	\$ 5823	\$ 6275
		Grade 2 Wood Veneer	\$ 4175	\$ 5909	\$ 6334	\$ 6786
		Grade 1 Wedge Lay-Up	\$ 5828	\$ 7562	\$ 7987	\$ 8439
		Grade 2 Wedge Lay-Up	\$ 6339	\$ 8073	\$ 8498	\$ 8950
10' 48" 29"	276907	Grade 1 Laminate	\$ 2967	\$ 4934	\$ 5555	\$ 6213
		Grade 2 Laminate	\$ 3122	\$ 5089	\$ 5710	\$ 6368
		Grade 1 Wood Veneer	\$ 5702	\$ 7669	\$ 8290	\$ 8948
		Grade 2 Wood Veneer	\$ 6342	\$ 8309	\$ 8930	\$ 9588
		Grade 1 Wedge Lay-Up	\$ 7592	\$ 9559	\$10,180	\$10,838
		Grade 2 Wedge Lay-Up	\$ 8232	\$10,199	\$10,820	\$11,478
12' 48" 29"	277907	Grade 1 Laminate	\$ 3201	\$ 6089	\$ 6768	\$ 7630
		Grade 2 Laminate	\$ 3389	\$ 6277	\$ 6956	\$ 7818
		Grade 1 Wood Veneer	\$ 6816	\$ 9704	\$10,383	\$11,245
		Grade 2 Wood Veneer	\$ 7585	\$10,473	\$11,152	\$12,014
		Grade 1 Wedge Lay-Up	\$ 9014	\$11,902	\$12,581	\$13,443
		Grade 2 Wedge Lay-Up	\$ 9783	\$12,671	\$13,350	\$14,212
10' 60" 29"	251907	Grade 1 Laminate	\$ 3240	\$ 5531	\$ 6291	N.A.
		Grade 2 Laminate	\$ 3436	\$ 5727	\$ 6487	N.A.
		Grade 1 Wood Veneer	\$ 6029	\$ 8320	\$ 9080	N.A.
		Grade 2 Wood Veneer	\$ 6834	\$ 9125	\$ 9885	N.A.
		Grade 1 Wedge Lay-Up	\$ 8047	\$10,338	\$11,098	N.A.
		Grade 2 Wedge Lay-Up	\$ 8852	\$11,143	\$11,903	N.A.
12' 60" 29"	252907	Grade 1 Laminate	\$ 3454	\$ 6563	\$ 7587	N.A.
		Grade 2 Laminate	\$ 3690	\$ 6799	\$ 7823	N.A.
		Grade 1 Wood Veneer	\$ 7743	\$10,852	\$11,876	N.A.
		Grade 2 Wood Veneer	\$ 8710	\$11,819	\$12,843	N.A.
		Grade 1 Wedge Lay-Up	\$ 9495	\$12,604	\$13,628	N.A.
		Grade 2 Wedge Lay-Up	\$10,462	\$13,571	\$14,595	N.A.



Tip: 96" L tables are standard with two bases.



Tip: 10' L-12' L tables are standard with three bases.



For Canadian Pricing
Multiply U.S. Price by the Canadian price factor.

► See page 1 for details.

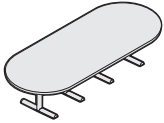
► Specification Information, continued on next page

Ginkgo Biloba Racetrack Tables (1¼"-thick top) *continued*

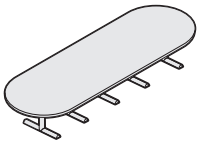
DESIGN GUNTER EBERLE

► Specification Information, continued from previous page

Specification Information								
Dimensions			Style Number	Finish	U.S. Base Prices			
L	W	H			Self Edge, Flat Vinyl Edge, or Convex Vinyl Edge:	Convex Wood Edge:	Beveled Wood Edge:	Knife Wood Edge:
15'	60"	29"	253907	Grade 1 Laminate	\$ 5164	\$ 8343	\$ 9238	N.A.
				Grade 2 Laminate	\$ 5458	\$ 8637	\$ 9532	N.A.
				Grade 1 Wood Veneer	\$ 9167	\$12,346	\$13,241	N.A.
				Grade 2 Wood Veneer	\$10,387	\$13,566	\$14,461	N.A.
				Grade 1 Wedge Lay-Up	\$10,422	\$13,601	\$14,496	N.A.
				Grade 2 Wedge Lay-Up	\$11,642	\$14,821	\$15,716	N.A.
18'	60"	29"	254907	Grade 1 Laminate	\$ 6727	\$11,245	\$12,582	N.A.
				Grade 2 Laminate	\$ 7081	\$11,599	\$12,936	N.A.
				Grade 1 Wood Veneer	\$12,901	\$17,419	\$18,756	N.A.
				Grade 2 Wood Veneer	\$14,371	\$18,889	\$20,226	N.A.
				Grade 1 Wedge Lay-Up	\$14,283	\$18,801	\$20,138	N.A.
				Grade 2 Wedge Lay-Up	\$15,753	\$20,271	\$21,608	N.A.
20'	60"	29"	250907	Grade 1 Laminate	\$ 6939	\$11,937	\$13,406	N.A.
				Grade 2 Laminate	\$ 7330	\$12,328	\$13,797	N.A.
				Grade 1 Wood Veneer	\$13,883	\$18,881	\$20,350	N.A.
				Grade 2 Wood Veneer	\$15,508	\$20,506	\$21,975	N.A.
				Grade 1 Wedge Lay-Up	\$15,263	\$20,261	\$21,730	N.A.
				Grade 2 Wedge Lay-Up	\$16,888	\$21,886	\$23,355	N.A.



Tip: 15'L tables are standard with four bases.



Tip: 18'L-20'L tables are standard with five bases.



For Canadian Pricing
 Multiply U.S. Price by the Canadian price factor.
 ► See page 1 for details.

Coalesse

Ginkgo Biloba Racetrack Tables (1¼"-thick top)

DESIGN GUNTER EBERLE

Ginkgo Biloba

Ginkgo Biloba Racetrack Tables (2"-thick top)

DESIGN GUNTER EBERLE



Tip: Shipped knocked down.

Tip: For installation of grommets, spheres, Mini-Port, Interport, and/or Interact, submit a drawing indicating the desired location for a factory installed cutout(s). Field installation is also available. All require the grommet(s), sphere(s), Mini-Port, Interport, and/or Interact to be ordered as a separate item.

Tip: You must send a sample of reasonable size for Stain-to-Match.

Tip: If you specify a wood edge on a top with woodgrain laminate, the edge and top may not match.

Tip: 24" T-bases work with 36"W racetrack tables. 32" T-bases work with 48"W and 60"W racetrack tables.

Tip: Beveled and knife edges are not available on tables with 2" thick tops.

Tip: Tops that are 12'L or less ship in one piece. Sectioned tops with Tite-Joint fasteners for assembly on site are available as an option.

Tip: Sectioned tops are not available on tables smaller than 96".

Standard Includes	Required to Specify
-------------------	---------------------

- | | | |
|--|--|--|
| <ul style="list-style-type: none"> ▶ Need help? Product details, page 266 | <ul style="list-style-type: none"> • Top: 1/4" particle board core with laminate with 3/4"-perimeter skirting • Edge on 1/4"-thick top: self-edge laminate or convex vinyl • T-bases: 3" diameter extruded aluminum columns welded to cast aluminum base feet with single powder coat • 19" cast aluminum technology spider • Concealed leveling glides: non-marring, plastic | <ol style="list-style-type: none"> 1 Style number 2 Powder coat color number for base 3 Laminate color number for top 4 Edge selection: <ul style="list-style-type: none"> - Self-edge laminate to match top - Convex vinyl edge: black only 5 Options, if selected (see below) <ul style="list-style-type: none"> ▶ See <i>Surface Materials</i>, page 600. |
|--|--|--|

Options	U.S. Price	Required to Specify
---------	------------	---------------------

Surface Materials	Top		
	<ul style="list-style-type: none"> • Grade 2 laminate • Grade 1 wood veneer • Grade 2 wood veneer • Grade 1 wedge lay-up veneer • Grade 2 wedge lay-up veneer • Stain-to-Match 	<ul style="list-style-type: none"> Prices at right Prices at right Prices at right Prices at right Prices at right No cost 	<ul style="list-style-type: none"> Specify with <i>Grade 2 laminate</i> and select color number. Specify with <i>Grade 1 wood veneer</i> and select color number. Specify with <i>Grade 2 wood veneer</i> and select color number. Specify with <i>Grade 1 wedge lay-up veneer</i> and select color number. Specify with <i>Grade 2 wedge lay-up veneer</i> and select color number. Specify with <i>Stain-to-Match</i>.
			▶ Page 5

Edges	Wood	U.S. Price	Required to Specify
-------	------	------------	---------------------

	<ul style="list-style-type: none"> • Convex wood edge 	<ul style="list-style-type: none"> Prices at right 	<ul style="list-style-type: none"> Specify with <i>convex wood edge</i>.
--	--	---	---


Polished Aluminum bases	Options	U.S. Price	Required to Specify
-------------------------	---------	------------	---------------------

	<ul style="list-style-type: none"> • Two 24" T-bases • Two 32" T-bases • Three 32" T-bases • Four 32" T-bases • Five 32" T-bases 	<ul style="list-style-type: none"> +\$336 +\$369 +\$554 +\$739 +\$924 	<ul style="list-style-type: none"> Specify with <i>polished aluminum bases</i>. Specify with <i>polished aluminum bases</i>. Specify with <i>polished aluminum bases</i>. Specify with <i>polished aluminum bases</i>.
--	---	--	--

Sectioned top	Options	U.S. Price	Required to Specify
---------------	---------	------------	---------------------

▶ Page 267	<ul style="list-style-type: none"> • 36"W tables • 48"W tables • 60"W tables 	<ul style="list-style-type: none"> +\$250 +\$285 +\$317 	<ul style="list-style-type: none"> Specify with <i>sectioned top</i>. Specify with <i>sectioned top</i>. Specify with <i>sectioned top</i>.
------------	---	--	--

Veneer directions



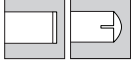

Up to 96"L

108"L and greater

Ginkgo Biloba Racetrack Tables (2"-thick top)

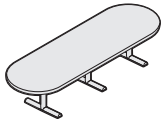
DESIGN GUNTER EBERLE

Specification Information

Dimensions			Style Number	Finish	U.S. Base Prices	
L	W	H			 Self Edge or Convex Vinyl Edge:	 Convex Wood Edge:
72"	36"	29"	673906	Grade 1 Laminate	\$ 1869	\$ 3086
				Grade 2 Laminate	\$ 1941	\$ 3158
				Grade 1 Wood Veneer	\$ 2932	\$ 4149
				Grade 2 Wood Veneer	\$ 3213	\$ 4430
				Grade 1 Wedge Lay-Up	\$ 4480	\$ 5697
				Grade 2 Wedge Lay-Up	\$ 4761	\$ 5978
96"	48"	29"	675907	Grade 1 Laminate	\$ 2246	\$ 4074
				Grade 2 Laminate	\$ 2372	\$ 4200
				Grade 1 Wood Veneer	\$ 3791	\$ 5619
				Grade 2 Wood Veneer	\$ 4302	\$ 6130
				Grade 1 Wedge Lay-Up	\$ 6025	\$ 7853
				Grade 2 Wedge Lay-Up	\$ 6536	\$ 8364
10'	48"	29"	676907	Grade 1 Laminate	\$ 3261	\$ 5135
				Grade 2 Laminate	\$ 3416	\$ 5290
				Grade 1 Wood Veneer	\$ 6012	\$ 7886
				Grade 2 Wood Veneer	\$ 6652	\$ 8526
				Grade 1 Wedge Lay-Up	\$ 7844	\$ 9718
				Grade 2 Wedge Lay-Up	\$ 8484	\$10,358
12'	48"	29"	677907	Grade 1 Laminate	\$ 3563	\$ 6419
				Grade 2 Laminate	\$ 3751	\$ 6607
				Grade 1 Wood Veneer	\$ 7067	\$ 9923
				Grade 2 Wood Veneer	\$ 7836	\$10,692
				Grade 1 Wedge Lay-Up	\$ 9225	\$12,081
				Grade 2 Wedge Lay-Up	\$ 9994	\$12,850
10'	60"	29"	651907	Grade 1 Laminate	\$ 3612	\$ 5803
				Grade 2 Laminate	\$ 3808	\$ 5999
				Grade 1 Wood Veneer	\$ 6343	\$ 8534
				Grade 2 Wood Veneer	\$ 7148	\$ 9339
				Grade 1 Wedge Lay-Up	\$ 8316	\$10,507
				Grade 2 Wedge Lay-Up	\$ 9121	\$11,312



Tip: 96"L tables are standard with two bases.



Tip: 10'L-12'L tables are standard with three bases.

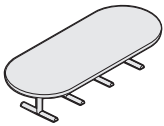
► Specification Information, continued on next page

Ginkgo Biloba Racetrack Tables (2"-thick top) *continued*

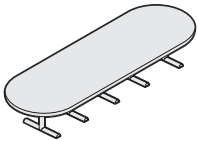
DESIGN GUNTER EBERLE

► Specification Information, continued from previous page

Specification Information						
Dimensions		Style Number	Finish	U.S. Base Prices		
L	W H			Self Edge or Convex Vinyl Edge:	Convex Wood Edge:	
12'	60" 29"	652907	Grade 1 Laminate	\$ 3880	\$ 6941	
			Grade 2 Laminate	\$ 4116	\$ 7177	
			Grade 1 Wood Veneer	\$ 8037	\$11,098	
			Grade 2 Wood Veneer	\$ 9004	\$12,065	
			Grade 1 Wedge Lay-Up	\$ 9880	\$12,941	
			Grade 2 Wedge Lay-Up	\$10,847	\$13,908	
15'	60" 29"	653907	Grade 1 Laminate	\$ 5898	\$ 8881	
			Grade 2 Laminate	\$ 6192	\$ 9175	
			Grade 1 Wood Veneer	\$ 9510	\$12,493	
			Grade 2 Wood Veneer	\$10,730	\$13,713	
			Grade 1 Wedge Lay-Up	\$10,821	\$13,804	
			Grade 2 Wedge Lay-Up	\$12,041	\$15,024	
18'	60" 29"	654907	Grade 1 Laminate	\$ 7336	\$11,783	
			Grade 2 Laminate	\$ 7690	\$12,137	
			Grade 1 Wood Veneer	\$13,443	\$17,890	
			Grade 2 Wood Veneer	\$14,913	\$19,360	
			Grade 1 Wedge Lay-Up	\$14,879	\$19,326	
			Grade 2 Wedge Lay-Up	\$16,349	\$20,796	
20'	60" 29"	650907	Grade 1 Laminate	\$ 7666	\$12,550	
			Grade 2 Laminate	\$ 8057	\$12,941	
			Grade 1 Wood Veneer	\$14,472	\$19,356	
			Grade 2 Wood Veneer	\$16,097	\$20,981	
			Grade 1 Wedge Lay-Up	\$15,910	\$20,794	
			Grade 2 Wedge Lay-Up	\$17,535	\$22,419	



Tip: 15'L tables are standard with four bases.



Tip: 18'L-20'L tables are standard with five bases.

Coalesse

Ginkgo Biloba

Racetrack Tables (2"-thick top)

DESIGN GUNTER EBERLE

Ginkgo Biloba

Ginkgo Biloba Boat Tables (1¼"-thick top)

DESIGN GUNTER EBERLE

Tip: Shipped knocked down.

Tip: For installation of grommets, spheres, Mini-Port, Interport, and/or Interact, submit a drawing indicating the desired location for a factory installed cutout(s). Field installation is also available. All require the grommet(s), sphere(s), Mini-Port, Interport, and/or Interact to be ordered as a separate item.

Tip: You must send a sample of reasonable size for stain-to-match.

Tip: If you specify a wood edge on a top with woodgrain laminate, the edge and top may not match.

Tip: Tops that are 12'L or less ship in one piece. Sectioned tops with Tite-Joint fasteners for assembly on site are available as an option.

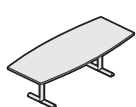
Tip: Sectioned tops available on 48"W and smaller.

Standard Includes	Required to Specify
<ul style="list-style-type: none"> ▶ Need help? Product details, page 266 • Top: 1¼" particle board core with laminate • Edge: self-edge laminate, flat vinyl, or convex vinyl • T-bases: 3" diameter extruded aluminum columns welded to cast aluminum base feet with single powder coat color • 19" cast aluminum technology spider • Concealed leveling glides: non-marring, plastic 	<ol style="list-style-type: none"> 1 Style number 2 Powder coat color number for base 3 Laminate or wood color number for top 4 Edge selection: <ul style="list-style-type: none"> - Self-edge laminate to match top - Flat vinyl edge, black only - Convex vinyl edge, if selected <ul style="list-style-type: none"> 6000 Black 6607 Woodrose 6609 Smoke 6655 Warm White 5 Options, if selected (see below) <ul style="list-style-type: none"> ▶ See <i>Surface Materials</i>, page 600.


Options	U.S. Price	Required to Specify
Surface Materials <ul style="list-style-type: none"> • Top • Grade 2 laminate • Grade 1 wood veneer • Grade 2 wood veneer • Stain-to-Match 	<ul style="list-style-type: none"> Prices below and at right Prices below and at right Prices below and at right No cost 	<ul style="list-style-type: none"> Specify with <i>Grade 2 laminate</i> and select color number. Specify with <i>Grade 1 wood veneer</i> and select color number. Specify with <i>Grade 2 wood veneer</i> and select color number. Specify with <i>Stain-to-Match</i>. ▶ Page 5
Edges <ul style="list-style-type: none"> • Wood • Convex wood edge 	<ul style="list-style-type: none"> Prices below and at right 	<ul style="list-style-type: none"> Specify with <i>convex wood edge</i>.
Polished Aluminum bases <ul style="list-style-type: none"> • Two 24" T-bases • Two 24" T-bases and one 32" T-base • Two 24" T-bases and two 32" T-bases • Two 24" T-bases and three 32" T-bases 	<ul style="list-style-type: none"> +\$336 +\$522 +\$707 +\$891 	<ul style="list-style-type: none"> Specify with <i>two polished aluminum bases</i>. Specify with <i>three polished aluminum bases</i>. Specify with <i>four polished aluminum bases</i>. Specify with <i>five polished aluminum bases</i>.
Sectioned top <ul style="list-style-type: none"> • Sectioned top 	<ul style="list-style-type: none"> +\$285 	<ul style="list-style-type: none"> Specify with <i>sectioned top</i>.

Specification Information

Dimensions	L	Center Width	End Width	H	Style Number	Finish	U.S. Base Prices	
							Self Edge, Flat Vinyl Edge, or Convex Vinyl Edge:	Convex Wood Edge:
96" 40" 32" 29"	40"	32"	29"	29"	263906	Grade 1 Laminate	\$1863	\$2823
						Grade 2 Laminate	\$1970	\$2930
						Grade 1 Wood Veneer	\$3175	\$4135
						Grade 2 Wood Veneer	\$3686	\$4646
10' 44" 33" 29"	44"	33"	29"	264906	Grade 1 Laminate	\$2235	\$3888	
					Grade 2 Laminate	\$2377	\$4030	
					Grade 1 Wood Veneer	\$4383	\$6036	
					Grade 2 Wood Veneer	\$5188	\$6841	



Veneer directions



Up to 96"L 10'L and greater

▶ Specification Information, continued on next page

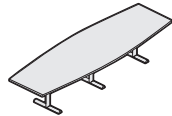
Ginkgo Biloba Boat Tables (1¼"-thick top)

DESIGN GUNTER EBERLE

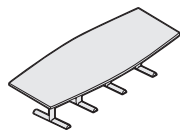
► Specification Information, continued from previous page

Specification Information

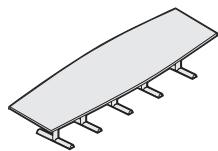
Dimensions				Style Number	Finish	U.S. Base Prices	
L	Center Width	End Width	H			Self Edge, Flat Vinyl Edge, or Convex Vinyl Edge:	Convex Wood Edge:
12'	48"	34"	29"	265906907	Grade 1 Laminate	\$ 3001	\$ 5463
					Grade 2 Laminate	\$ 3189	\$ 5651
					Grade 1 Wood Veneer	\$ 6294	\$ 8756
					Grade 2 Wood Veneer	\$ 7261	\$ 9723
14'	52"	35"	29"	266906907	Grade 1 Laminate	\$ 3851	\$ 6922
					Grade 2 Laminate	\$ 4090	\$ 7161
					Grade 1 Wood Veneer	\$ 7884	\$10,955
					Grade 2 Wood Veneer	\$ 9025	\$12,096
16'	56"	36"	29"	267906907	Grade 1 Laminate	\$ 4678	\$ 8676
					Grade 2 Laminate	\$ 4970	\$ 8968
					Grade 1 Wood Veneer	\$ 9914	\$13,912
					Grade 2 Wood Veneer	\$11,212	\$15,210
18'	60"	37"	29"	268906907	Grade 1 Laminate	\$ 4905	\$ 9138
					Grade 2 Laminate	\$ 5258	\$ 9491
					Grade 1 Wood Veneer	\$10,444	\$14,677
					Grade 2 Wood Veneer	\$11,914	\$16,147
20'	60"	38"	29"	269906907	Grade 1 Laminate	\$ 5067	\$ 9825
					Grade 2 Laminate	\$ 5458	\$10,216
					Grade 1 Wood Veneer	\$11,299	\$16,057
					Grade 2 Wood Veneer	\$12,924	\$17,682
22'	60"	39"	29"	270906907	Grade 1 Laminate	\$ 5930	\$11,155
					Grade 2 Laminate	\$ 6361	\$11,586
					Grade 1 Wood Veneer	\$13,422	\$18,647
					Grade 2 Wood Veneer	\$15,210	\$20,435
24'	60"	40"	29"	271906907	Grade 1 Laminate	\$ 6118	\$11,838
					Grade 2 Laminate	\$ 6587	\$12,307
					Grade 1 Wood Veneer	\$13,578	\$19,298
					Grade 2 Wood Veneer	\$15,545	\$21,265



Tip: 12'L–14'L tables are standard with three bases.



Tip: 16'L–20'L tables are standard with four bases.



Tip: 22'L–24'L tables are standard with five bases.

Ginkgo Biloba Boat Tables (2"-thick top)

DESIGN GUNTER EBERLE

Tip: Shipped knocked down.

Tip: For installation of grommets, spheres, Mini-Port, Interport, and/or Interact, submit a drawing indicating the desired location for a factory installed cutout(s). Field installation is also available. All require the grommet(s), sphere(s), Mini-Port, Interport, and/or Interact to be ordered as a separate item.

Tip: You must send a sample of reasonable size for stain-to-match.

Tip: If you specify a wood edge on a top with woodgrain laminate, the edge and top may not match.

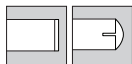

Tip: Tops that are 12'L or less ship in one piece. Sectioned tops with Tite-Joint fasteners for assembly on site are available as an option.

Tip: Sectioned tops available on 48"W and smaller.

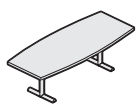
Standard Includes	Required to Specify
<ul style="list-style-type: none"> ▶ Need help? Product details, page 266 • Top: 1/4" particle board core with laminate with 3/4"-perimeter skirting • Edge: self-edge laminate or convex vinyl • T-bases: 3" diameter extruded aluminum columns welded to cast aluminum base feet with single powder coat color • 19" cast aluminum technology spider • Concealed leveling glides: non-marring, plastic 	<ol style="list-style-type: none"> 1 Style number 2 Powder coat color number for base 3 Laminate or wood color number for top 4 Edge selection: <ul style="list-style-type: none"> - Self-edge laminate to match top - Convex vinyl edge: black only 5 Options, if selected (see below) <p>▶ See <i>Surface Materials</i>, page 600.</p>

Options	U.S. Price	Required to Specify	
Surface Materials Top <ul style="list-style-type: none"> • Grade 2 laminate • Grade 1 wood veneer • Grade 2 wood veneer • Stain-to-Match 	<ul style="list-style-type: none"> Prices below and at right Prices below and at right Prices below and at right No cost 	<ul style="list-style-type: none"> Specify with <i>Grade 2 laminate</i> and select color number. Specify with <i>Grade 1 wood veneer</i> and select color number. Specify with <i>Grade 2 wood veneer</i> and select color number. Specify with <i>Stain-to-Match</i>. <p>▶ Page 5</p>	
Edges Wood <ul style="list-style-type: none"> • Convex wood edge 	<ul style="list-style-type: none"> Prices below and at right 	<ul style="list-style-type: none"> Specify with <i>convex wood edge</i>. 	
Polished Aluminum bases <ul style="list-style-type: none"> • Two 24" T-bases • Two 24" T-bases and one 32" T-base • Two 24" T-bases and two 32" T-bases • Two 24" T-bases and three 32" T-bases 	<ul style="list-style-type: none"> +\$336 +\$522 +\$707 +\$891 	<ul style="list-style-type: none"> Specify with <i>two polished aluminum bases</i>. Specify with <i>three polished aluminum bases</i>. Specify with <i>four polished aluminum bases</i>. Specify with <i>five polished aluminum bases</i>. 	
Sectioned top ▶ Page 267	<ul style="list-style-type: none"> • Sectioned top 	<ul style="list-style-type: none"> +\$285 	<ul style="list-style-type: none"> Specify with <i>sectioned top</i>.


Specification Information

Dimensions				Style Number	Finish	U.S. Base Prices	
L	Center Width	End Width	H			 Self Edge or Convex Vinyl Edge:	 Convex Wood Edge:
96"	40"	32"	29"	663906	Grade 1 Laminate	\$ 2038	\$ 2985
					Grade 2 Laminate	\$ 2145	\$ 3092
					Grade 1 Wood Veneer	\$ 3284	\$ 4231
					Grade 2 Wood Veneer	\$ 3795	\$ 4742
10'	44"	33"	29"	664906	Grade 1 Laminate	\$ 2517	\$ 4093
					Grade 2 Laminate	\$ 2659	\$ 4235
					Grade 1 Wood Veneer	\$ 4632	\$ 6208
					Grade 2 Wood Veneer	\$ 5437	\$ 7013

▶ Specification Information, continued on next page



Veneer directions





Up to 96"L 10'L and greater

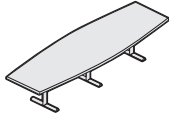
Ginkgo Biloba Boat Tables (2"-thick top)

DESIGN GUNTER EBERLE

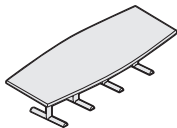
► Specification Information, continued from previous page

Specification Information

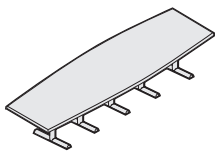
Dimensions				Style Number	Finish	U.S. Base Prices	
L	Center Width	End Width	H			 Self Edge, Flat Vinyl Edge, or Convex Vinyl Edge:	 Convex Wood Edge:
12'	48"	34"	29"	665906907	Grade 1 Laminate	\$ 3330	\$ 5712
					Grade 2 Laminate	\$ 3518	\$ 5900
					Grade 1 Wood Veneer	\$ 6514	\$ 8896
					Grade 2 Wood Veneer	\$ 7481	\$ 9863
14'	52"	35"	29"	666906907	Grade 1 Laminate	\$ 4413	\$ 7265
					Grade 2 Laminate	\$ 4652	\$ 7504
					Grade 1 Wood Veneer	\$ 8199	\$11,051
					Grade 2 Wood Veneer	\$ 9340	\$12,192
16'	56"	36"	29"	667906907	Grade 1 Laminate	\$ 5074	\$ 8993
					Grade 2 Laminate	\$ 5366	\$ 9285
					Grade 1 Wood Veneer	\$10,296	\$14,215
					Grade 2 Wood Veneer	\$11,594	\$15,513
18'	60"	37"	29"	668906907	Grade 1 Laminate	\$ 5385	\$ 9508
					Grade 2 Laminate	\$ 5739	\$ 9862
					Grade 1 Wood Veneer	\$10,850	\$14,973
					Grade 2 Wood Veneer	\$12,320	\$16,443
20'	60"	38"	29"	669906907	Grade 1 Laminate	\$ 5646	\$10,246
					Grade 2 Laminate	\$ 6037	\$10,637
					Grade 1 Wood Veneer	\$11,741	\$16,341
					Grade 2 Wood Veneer	\$13,366	\$17,966
22'	60"	39"	29"	670906907	Grade 1 Laminate	\$ 6585	\$11,629
					Grade 2 Laminate	\$ 7016	\$12,060
					Grade 1 Wood Veneer	\$13,250	\$18,294
					Grade 2 Wood Veneer	\$15,038	\$20,082
24'	60"	40"	29"	671906907	Grade 1 Laminate	\$ 6675	\$12,295
					Grade 2 Laminate	\$ 7144	\$12,764
					Grade 1 Wood Veneer	\$14,119	\$19,739
					Grade 2 Wood Veneer	\$16,086	\$21,706



Tip: 12'L–14'L tables are standard with three bases.



Tip: 16'L–20'L tables are standard with four bases.



Tip: 22'L–24'L tables are standard with five bases.



For Canadian Pricing
 Multiply U.S. Price by the Canadian price factor.
 ► See page 1 for details.

Ginkgo Biloba Bases

DESIGN GUNTER EBERLE

Tip: Shipped set up.

Tip: Do not subtract price of base from complete table to obtain price of table top. Contact your customer service representative for special pricing.

Standard Includes		Required to Specify
<ul style="list-style-type: none"> ▶ Need help? Product details, page 266 	<ul style="list-style-type: none"> • Height: 28"H • X- or T-base: 3" diameter extruded aluminum columns welded to cast aluminum base feet with single powder coat color • 19" diameter cast aluminum technology spider • Concealed leveling glides: non-marring, plastic 	<ol style="list-style-type: none"> 1 Style number 2 Powder coat color number for base 3 Options, if selected (see below) <ul style="list-style-type: none"> ▶ See <i>Surface Materials</i>, page 600.

Options	U.S. Price	Required to Specify
Polished Aluminum bases <ul style="list-style-type: none"> • 32" X-base (000902) • 42" X-base (000903) • 24" T-base (000906) • 32" T-base (000907) 	<ul style="list-style-type: none"> +\$231 +\$326 +\$170 +\$185 	<ul style="list-style-type: none"> Specify with <i>polished aluminum bases</i>. Specify with <i>polished aluminum bases</i>. Specify with <i>polished aluminum bases</i>. Specify with <i>polished aluminum bases</i>.

Specification Information

Dimensions	Style	U.S.
W L	Number	Base Price

X-Bases

For Table Tops Up To 48"W

32"	32"	000902	\$681
-----	-----	--------	-------

For Table Tops Up To 60"W

42"	42"	000903	\$807
-----	-----	--------	-------

T-Bases

For Table Tops Up To 42"W

24"	24"	000906	\$567
-----	-----	--------	-------

For Table Tops Up To 60"W

32"	32"	000907	\$604
-----	-----	--------	-------



For Canadian Pricing
 Multiply U.S. Price by the Canadian price factor.
 ▶ See page 1 for details.