

USA_Metro Design Group, 2009

UPWARDLY MOBILE



Topo



DIMENSIONAL LATITUDE

Success is best when refined. Topo, our award-winning office and open-plan solution, has been elevated to a new level of function and appeal.

With a new series of freestanding components, Topo remains uniquely clean-lined, yet with a simple kit of parts, providing designers and space planners with a fresh palette of space-conserving options with overlapping work surfaces and harmonized materials. It is functional elegance at its best.







*It is better to be looked over
than overlooked.*
_Mae West

FREEDOM OF EXPRESSION

Topo departs from convention with flair, yet wastes nothing. Every angle and surface is invested with purpose. Space-planning options continue to multiply.

Topo's strength is its space-adjusting versatility. Slip-fit capable work surface and storage components simplify inventory while creating visual continuity between workspaces.

Private offices are engineered for performance while evoking a modern sensibility. Open-plan environments flexibly accommodate the flow of work and movement.

Topo's scaled-to-fit lounge seating opens the door to collaborative work settings and rich upholstery motifs. Sturdy yet soft, compact yet inviting, the Topo Lounge punctuates the visual landscape of Topo while conferring a distinctive quality feel.







I do not believe you can do today's job with yesterday's methods and be in business tomorrow.
_Nelson Jackson

Integrated with Coalesse Denizen components, Topo allows for tailored wall-to-wall solutions that appealingly blend diverse materials with overlapping planes of productivity.

UPPER-LEVEL THINKING

No one has to fit into a Topo work environment. Topo fits the user's style. Its agile slip-fit top system, space-division elements, and storage options allow designers to compose with layers and levels, expanding options while conserving space.

Attractive bi-plane surfaces put commonly used items close at hand while retaining the system's uncluttered architecture. Pullout work surfaces organize projects efficiently. Cables are discreetly out of view.

Crossover possibilities with matching Denizen storage and overhead components widen the designer's palette further. And as Coalesse design teams continue to introduce inventive residential-style components for professional environments, Topo will harmonize a growing collection of possibilities.







*The universe is full of magical things, patiently waiting
for our wits to grow sharper.*

_Eden Phillpotts

SYSTEM LOGIC

Topo

CREDENZAS

Provide a variety of freestanding storage configurations for open-plan and private office configurations.

RETURN WALLS

Provide space division and support flex-fit walls in an open-plan application.

FLEX-FIT WALLS

Provide expandable space division, support overhead towers, and route the power and communications system.

OVERHEAD TOWERS

Mount to flex-fit walls and are oriented vertically to open up sight-lines and increase ambient light.

DESKTOPS

Available in a variety of shapes and sizes that are appropriate for both open-plan and private office applications.

SILL

Standard on desk loops for additional space. Grommet is located in the center to route cords to the desktop utility.

DESK LOOPS

Provide space division and structural support for height-adjustable work surfaces and support flex-fit walls in an open-plan application. Bring power and data easily to the desktop.

CONNECTOR POSTS

Used to connect a flex-fit wall to another flex-fit wall, to a return wall, or a desk loop.

ROLLER SCREENS

Whiteboard or tackboard screens roll away into return walls to open up space between work stations for collaboration.

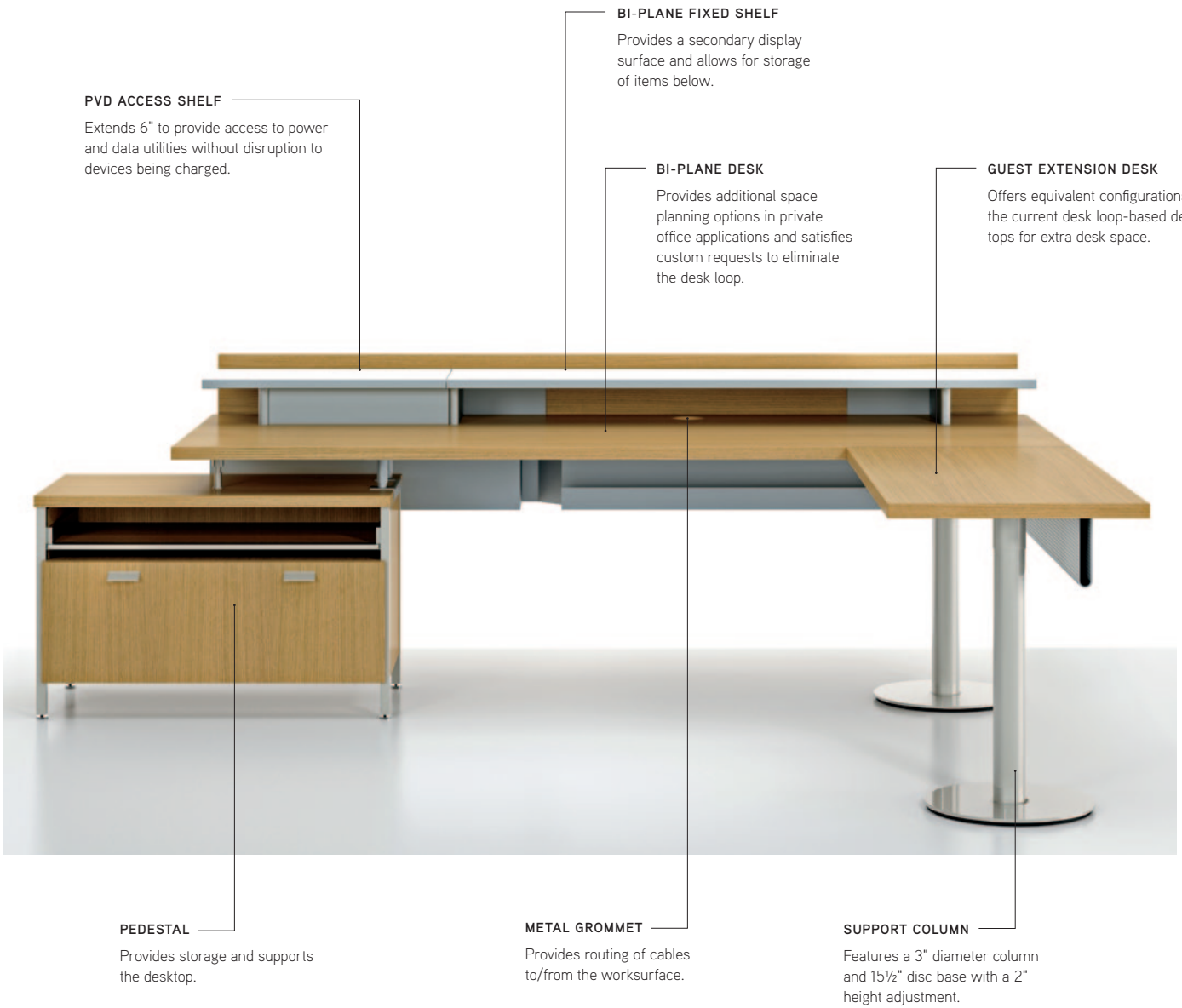
PEDESTALS

Provide storage, support desktops and offer structural reinforcement of the connections between desk loops, connector posts, and flex-fit walls.

MODESTY SCREENS

Upper and lower modesty screens create a sense of privacy at the edge of the work surface.





PVD ACCESS SHELF

Extends 6" to provide access to power and data utilities without disruption to devices being charged.

BI-PLANE FIXED SHELF

Provides a secondary display surface and allows for storage of items below.

BI-PLANE DESK

Provides additional space planning options in private office applications and satisfies custom requests to eliminate the desk loop.

GUEST EXTENSION DESK

Offers equivalent configurations of the current desk loop-based desktops for extra desk space.

PEDESTAL

Provides storage and supports the desktop.

METAL GROMMET

Provides routing of cables to/from the worksurface.

SUPPORT COLUMN

Features a 3" diameter column and 15 1/2" disc base with a 2" height adjustment.

APPLICATIONS

Topo is a system of beautiful choices. With four base lines, multiple veneers, and an array of dimensional options in two-inch increments, the system can be configured to any work style or personal preference.

An extensive range of sizes and shapes makes Topo far more flexible than competing systems. Any office space can quickly become the ideal work environment, specified and installed with ease.



A PRIVATE OFFICE WITH FREESTANDING ELEMENTS



B PRIVATE OFFICE WITH GUEST EXTENSION



C PRIVATE OFFICE WITH GUEST SEATING



D SHARED EXECUTIVE OFFICE WITH DENIZEN AND TX2 COMPONENTS



E SHARED SMALL FOOTPRINT OFFICE IN OPEN PLAN WITH DESK LOOP



F LIBRARY/PRIVATE ENCLAVE

PRODUCT LINE ELEMENTS

The same level of forethought that has gone into the crafting and finishing of Topo is abundantly evident in its work-ready design. Work surfaces for immediate tasks are expansive, but without a large footprint. Open shelves hold work in

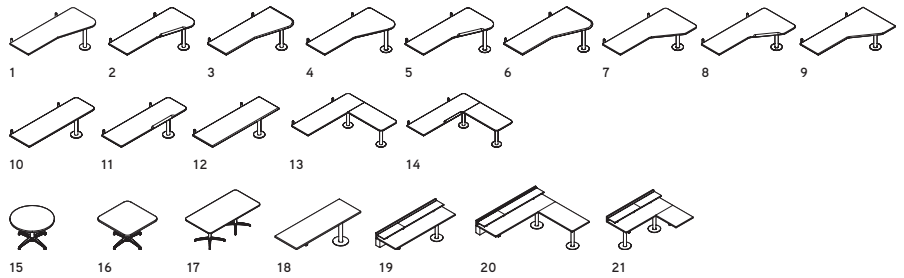
progress. Storage archives hold work still being referenced. Progressive elements like overhead cabinets, data and power connectivity, a tallboy podium unit, a pullout shelf, and a mobile pedestal make Topo the perfect blend of luxury and productivity.

Surfaces

1–14
DESKTOPS, EXTENSIONS

15–17
FREESTANDING TABLES

18–21
DESKTOPS, FREESTANDING



Storage

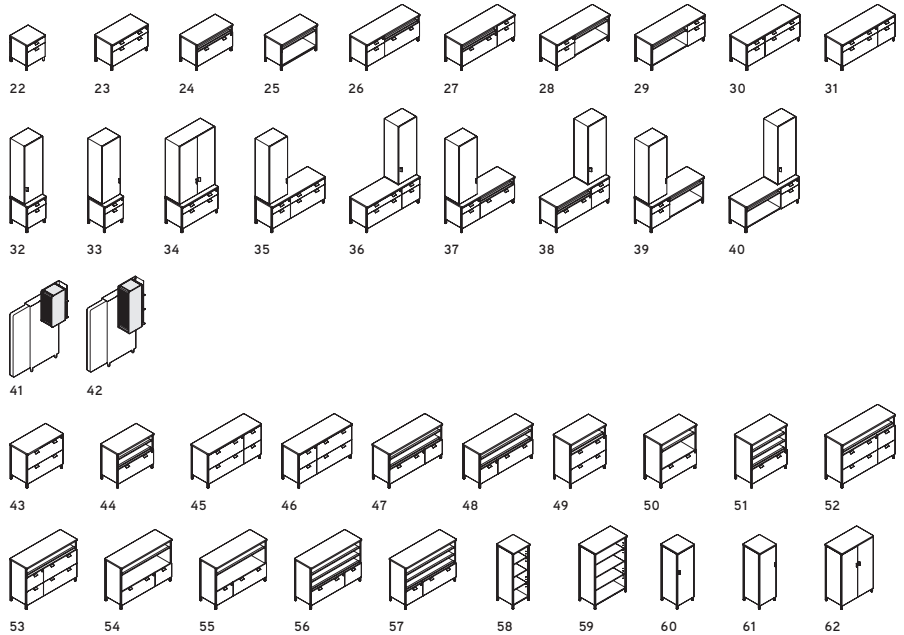
22–31
FREESTANDING PEDESTALS

32–40
PEDESTAL TOWERS

41–42
OVERHEAD TOWERS WITH TAMBOUR DOOR

43–57
CREDENZAS, TALL CREDENZAS

58–62
STORAGE TOWERS

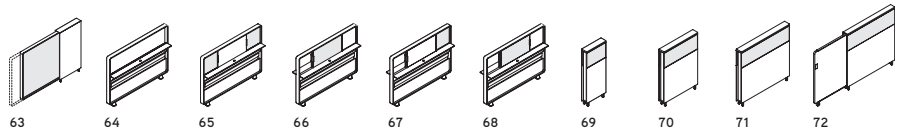


Space Division

63
FLEX-FIT WALLS

64–68
DESK LOOPS

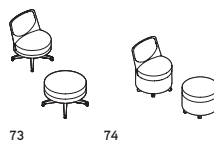
69–72
RETURN WALLS



Lounges

73
LOUNGE, LOUNGE JR.

74
MOBILE LOUNGE, MOBILE LOUNGE JR.



DETAILS

Topo™ is available with the following details. Topo is SCS certified for open plan and private office. For more information about this product, please visit us at coalesse.com.

Product Features

- A. BI-PLANE: FIXED SHELF
- B. BI-PLANE: PVD ACCESS TO SHELF
- C. DESK LOOP
- D. SILL
- E. BI-PLANE DESKTOP
- F. FLAT WOOD EDGE
- G. BI-PLANE EDGE DETAIL
- H. OPEN SHELF
- I. PULL DETAIL

Surface Materials

AVAILABLE IN ALL COALESSE VENEERS, SELECT LAMINATES AND PAINTS. STAIN TO MATCH IS ALSO AVAILABLE.

LOUNGE AVAILABLE IN DESIGNTEX MAHARAM AND SELECT LUNA, ELMO LEATHERS, AND COM AND COL.

ADDITIONAL PRODUCTS SHOWN:
BINDU CHAIR, JOEL LOUNGE, BIX SIDE TABLES, ANDOO GUEST CHAIRS, DENIZEN OVERHEAD AND CUBE STORAGE, CHORD CHAIR AND STEELCASE THINK CHAIR.

PRODUCT FEATURES

