

3

BARI 220





**BARI 220**  
Ceiling Mounted Luminaire

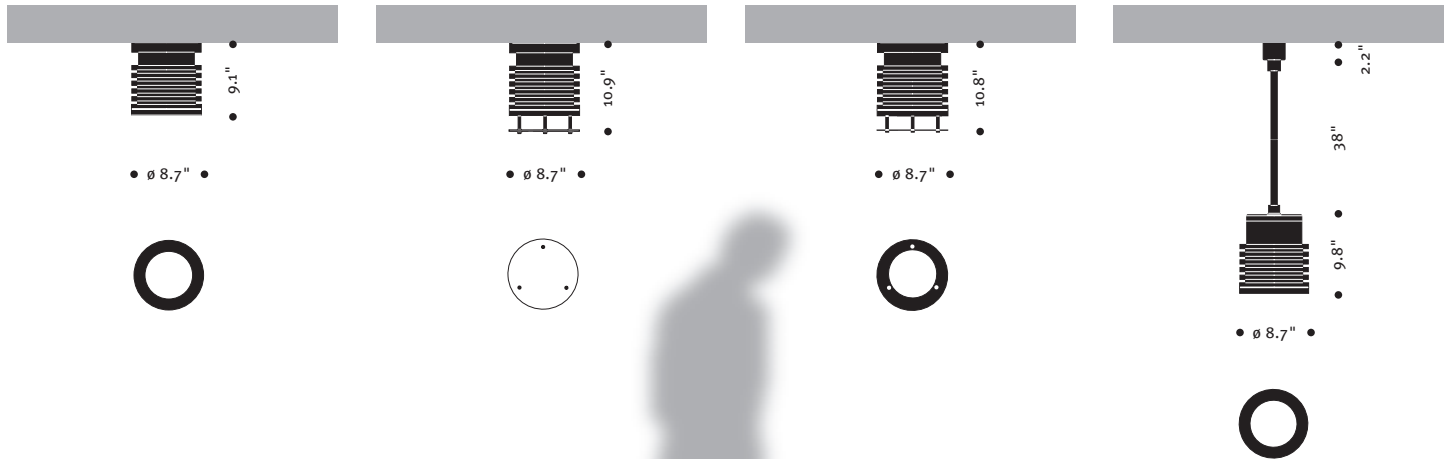
Precision machined cooling grooves and natural aluminum finish make the BARI family a perfect accent to contemporary architecture. While smaller models are well suited for accent lighting of more intimate spaces, the large scale of the BR220 with its metal

halide lamp is ideal for large spaces with higher ceiling heights. Housing is machined from billet aluminum, then natural anodized. Standard housing has matching trim ring. Optional offset glass or aluminum disk adds a diffusing element, or lamp cut-off. Canopy

and stem for pendant model are also natural anodized. Hardware is stainless steel. Optional matte tempered glass lens is available to conceal lamp and diffuse illumination. See technical data sheet for details.

-  Listed for Wet Locations – Ceiling Mounted Models
-  Listed for Damp Locations – Pendant Model

Model	Mounting	Lamp
BR220	Ceiling	70 MH / 35 MH / 32 CF
BR220G	Ceiling	70 MH / 35 MH / 32 CF
BR220M	Ceiling	70 MH / 35 MH / 32 CF
BR220P	Pendant	70 MH / 35 MH / 32 CF



Design: Klaus Begasse