



3


BARI 220 Y



BARI 220 Y / PY
Ceiling Mounted Luminaire

Precision machined cooling grooves and natural aluminum finish make the BARI family a perfect accent to contemporary architecture. While smaller models are well suited for accent lighting of more intimate spaces, the large scale of the 220 with its metal halide lamp is ideal for large spaces with higher ceiling heights.

Housing is machined from billet aluminum, then natural anodized. Standard housing has matching trim ring. Canopy and stem are also natural anodized. Yoke and hardware are stainless steel. Optional matte tempered glass lens is available to conceal lamp and diffuse illumination. See technical data sheet for details.

 Listed for Damp Locations



BARI 220 SLY / SLPY
Ceiling Mounted Luminaire

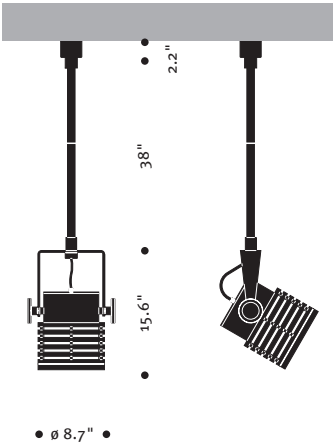
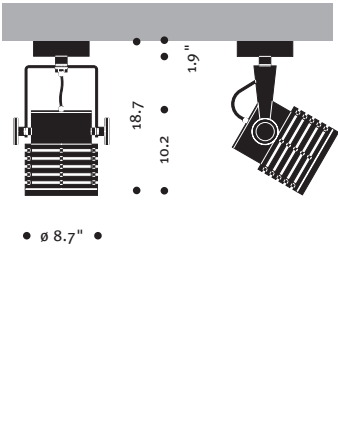
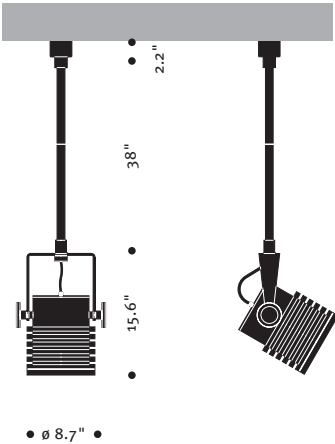
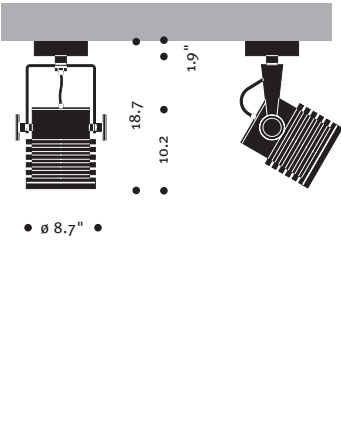
High-tech appearance and natural aluminum finish make the BARI SL family a perfect accent to contemporary architecture. While smaller models are well suited for accent lighting, the large scale of the BR220 with its metal halide lamp is ideal for large spaces with higher ceiling heights. Housing and matching trim ring are

machined from billet aluminum, then natural anodized. Spun aluminum louvers, canopy, and stem are also natural anodized. Yoke and hardware are stainless steel. Optional matte tempered glass lens is available to conceal lamp and diffuse illumination. See technical data sheet for details.

 Listed for Damp Locations

Model	Mounting	Lamp
BR220Y	Ceiling	70 MH / 35 MH / 32 CF
BR220PY	Pendant	70 MH / 35 MH / 32 CF

Model	Mounting	Lamp
BR220SLY	Ceiling	35 MH
BR220SLPY	Pendant	35 MH



Design: Klaus Begasse