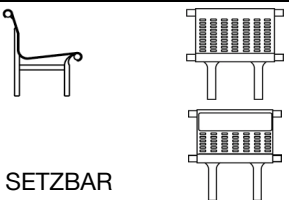
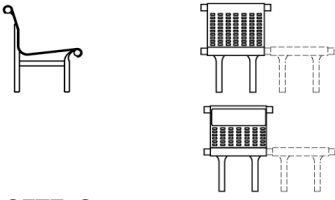
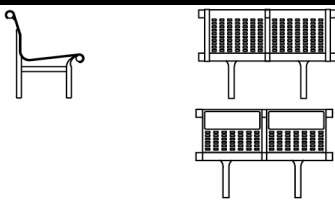
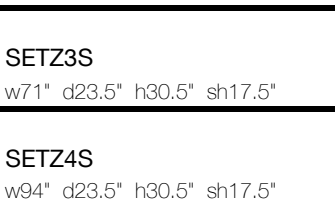
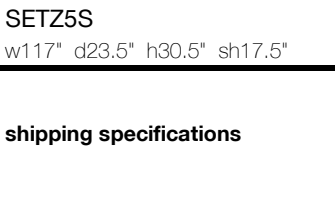
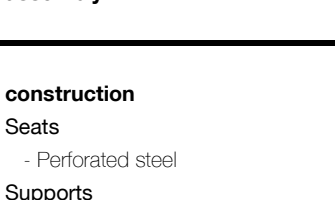


Model No.	Upholstery Options	Metal	C.O.M.	A	B	C	D	E	F	G
 SETZBAR w30" d23.5" h30.5" sh17.5"	No Upholstery									
	Partial Upholstery .5 yds									
<hr/>										shipping 75 lbs.
 SETZ1S w25" d23.5" h30.5" sh17.5"	No Upholstery									
	Partial Upholstery .5 yds									
<hr/>										shipping 70 lbs.
 SETZ2S w48" d23.5" h30.5" sh17.5"	No Upholstery									
	Partial Upholstery 1 yds									
<hr/>										shipping 90 lbs.
 SETZ3S w71" d23.5" h30.5" sh17.5"	No Upholstery									
	Partial Upholstery 1.5 yds									
<hr/>										shipping 120 lbs.
 SETZ4S w94" d23.5" h30.5" sh17.5"	No Upholstery									
	Partial Upholstery 2 yds									
<hr/>										shipping 150 lbs.
 SETZ5S w117" d23.5" h30.5" sh17.5"	No Upholstery									
	Partial Upholstery 2.5 yds									
<hr/>										shipping 180 lbs.

shipping specifications

Setz units are shipped for local assembly. Setz benches are shipped fully assembled. Every 50 seats occupy an estimated 400 cu.ft. of shipping space. A minimum order will occupy an estimated 20 cu.ft. Please contact factory for specific shipping specifications. Weight is as shown above.

assembly

Average assembly time is .75 hours for 2 people to assemble a 4 seat unit. Benches are shipped fully assembled.

construction

- Seats**
 - Perforated steel
- Supports**
 - Tubular steel
- End Caps and Glides**
 - Nylon

finish

- Powder coat
- See ARCONAS metal finishes card
- Zinc plated undercoat for outdoor use
- Clear top coat recommended for outdoor use
- Clear top coat recommended over metallic finishes

options

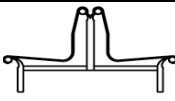
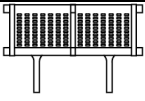
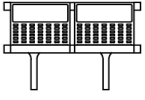
- Wall mount option available on SETZ2S and SETZ3S only
- Units may be wall mounted into concrete, concrete block or brick only
- Embroidery of company logo, handicap symbol, etc. Call for pricing.
- Special safety features - add 10%
- Bariatric seat height 19.5". Call for pricing.


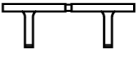


to order specify

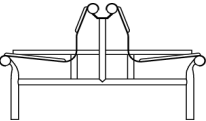
- Product name
- Model number
- Finish
- Fabric as appropriate
- Layout

glide

- Units may be fixed to floor

Model No.	Upholstery Options	Metal	C.O.M.	A	B	C	D	E	F	G
	No Upholstery									
	Partial Upholstery 2 yds									
SETZ4D w48" d49" h30.5" sh17.5"	four seat unit back to back, (two seats per side)									shipping 150 lbs.
	No Upholstery									
	Partial Upholstery 3 yds									
SETZ6D w71" d49" h30.5" sh17.5"	six seat unit back to back, (three seats per side)									shipping 210 lbs.
	No Upholstery									
	Partial Upholstery 4 yds									
SETZ8D w94" d49" h30.5" sh17.5"	eight seat unit back to back, (four seats per side)									shipping 270 lbs.

	No Upholstery									
	Upholstery Pad 1 yds									
SETZ2B w44" d23.5" sh17.5"	two seat bench unit									shipping 100 lbs. 20 cu.ft.
	No Upholstery									
	Upholstery Pad 1.5 yds									
SETZ3B w67" d23.5" sh17.5"	three seat bench unit									shipping 150 lbs. 29 cu.ft.
	No Upholstery									
	Upholstery Pad 2 yds									
SETZ4B w90" d23.5" sh17.5"	four seat bench unit									shipping 200 lbs. 39 cu.ft.
	No Upholstery									
	Upholstery Pad 2.5 yds									
SETZ5B w113" d23.5" sh17.5"	five seat bench unit									shipping 250 lbs. 48 cu.ft.

	No Upholstery									
	Partial Upholstery 3 yds									
SETZ CLUSTER w96" d83.5" h30.5" sh17.5"	six seat cluster unit, with laminate central table									shipping 350 lbs.

shipping specifications
Setz units are shipped for local assembly. Setz benches are shipped fully assembled. Every 50 seats occupy an estimated 400 cu.ft. of shipping space. A minimum order will occupy an estimated 20 cu.ft. Please contact factory for specific shipping specifications. Weight is as shown above.

assembly
Average assembly time is .75 hours for 2 people to assemble a 4 seat unit. Benches are shipped fully assembled.

construction	finish	options	to order specify
Seats - Perforated steel	- Powder coat - See ARCONAS metal finishes card	- Embroidery of company logo, handicap symbol, etc.	- Product name - Model number
Supports - Tubular steel	- Zinc plated undercoat for outdoor use	- Special safety features	- Finish
End Caps and Glides - Nylon	- Clear top coat recommended for outdoor use - Clear top coat recommended over metallic finishes	- Cluster unit with power,	- Fabric as appropriate - Layout
	glide - Units may be fixed to floor		

Model No. Price



SETZARM

w2" d23.5" ah24"

arm

shipping 5 lbs.



SETZET

w21" d23.5" h17.5"

end table

shipping 40 lbs.

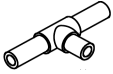


SETZDT

w21" d49" h17.5"

end table, double for back to back units

shipping 50 lbs.



"T" CONNECTOR

"T" connector secures units at 90 degrees

shipping 5 lbs.



IN LINE CONNECTOR

In line connector

shipping 5 lbs.

shipping specifications

Setz units are shipped for local assembly. Setz benches are shipped fully assembled. Every 50 seats occupy an estimated 400 cu.ft. of shipping space. A minimum order will occupy an estimated 20 cu.ft. Please contact factory for specific shipping specifications. Weight is as shown above.

assembly

Average assembly time is .75 hours for 2 people to assemble a 4 seat unit. Benches are shipped fully assembled.

construction

Table Tops

- Perforated steel

Arms

- Steel

Supports

- Tubular steel

End Caps and Glides

- Nylon

finish

- Powder coat
- See ARCONAS metal finishes card
- Zinc plated undercoat for outdoor use
- Clear top coat recommended for outdoor use
- Clear top coat recommended over metallic finishes

glide

- Units may be fixed to floor

to order specify

- Product name
- Model number
- Finish
- Fabric as appropriate
- Layout