

TANGENT

DESIGNED BY ai3

TANGENT DESIGN OVERVIEW



Tangent is a new breed of modular seating, which allows for limitless variations and offers a wide variety of seating within a limited square footage. A simple composition of ottomans, benches and backs, it operates as a refined system, snapping easily together or apart through a series of plugs disguised as upholstery buttons. This series was designed to be as flexible as possible to accommodate various positions and parties and gives designers the ability to customize spaces, large or small. Electrical ports can be specified to power up with ease in any location and overlay tables provide hard surfaces for beverages or writing surfaces without taking up additional floor space. Optional removable top gives you the ability to use the benches and ottomans for storage space. Two wall height options can be specified and the width of the back and corner pieces are configured to maintain a sense of personal space from side to side, but aren't so wide to as to discourage interaction.

DESIGN DETAILS:

BENCH:

- 18" overall seat height
- 5" top-seat cushion
- 1.875" thick wood top
- 1" radius corners

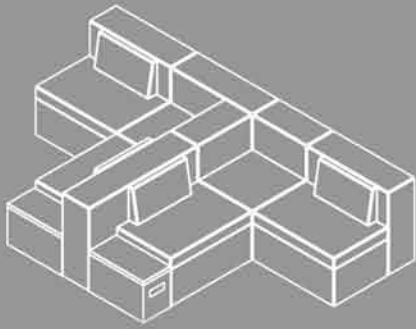
WALL UNITS:

- 30" and 41" overall back height option
- Top row of buttons 11" from top of back
- Bottom row of buttons align with seat reveal
- Buttons recommended if planning for reconfiguration

BUTTONS: (Optional)

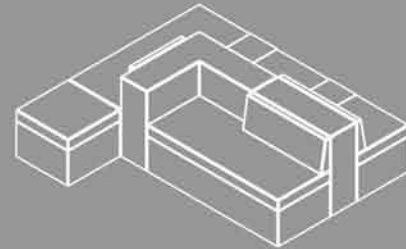
- 5½" from top and sides
- 11" apart

TYPICAL CONFIGURATIONS



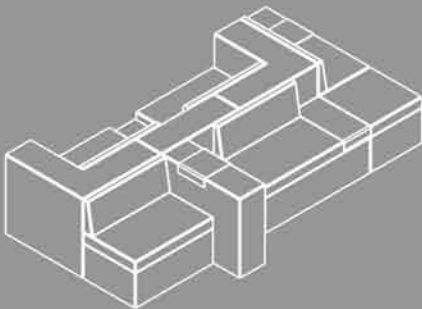
Configuration A:

| Model # | Description | List Price | Qty. | Total |
|-----------|---------------------------|------------|------|------------------|
| TN-2222B | 22 w x 22 d | 565.00 | 2 | 1,130.00 |
| TN-2233B | 33 w x 22 d | 784.00 | 4 | 3,136.00 |
| TN-1122WS | 22 w x 30 h | 540.00 | 2 | 1,080.00 |
| TN-1133WS | 33 w x 30 h | 684.00 | 3 | 2,052.00 |
| TN-1144WS | 44 w x 30 h | 755.00 | 1 | 755.00 |
| TN-22C | 22 w x 4 d x 12 h | 187.00 | 4 | 748.00 |
| TN-2211PM | 11 w x 22 deep x 15 1/2 h | 950.00 | 2 | 1,900.00 |
| | | 4465.00 | 18 | 10,801.00 |



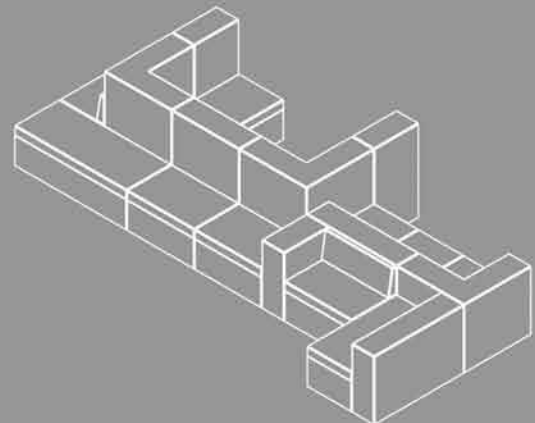
Configuration B:

| Model # | Description | List Price | Qty. | Total |
|------------|--------------------|------------|------|-----------------|
| TN-2222B | 22 w x 22 d | 565.00 | 1 | 565.00 |
| TN-2233B | 33 w x 22 d | 784.00 | 2 | 1,568.00 |
| TN-2255B | 55 w x 22 d | 1005.00 | 2 | 2,010.00 |
| TN-1133WS | 33 w x 30 h | 684.00 | 3 | 684.00 |
| TN-3333CWS | 33 w x 33 d x 30 h | 1091.00 | 1 | 1,091.00 |
| TN-22C | 22 w x 4 d x 12 h | 187.00 | 1 | 187.00 |
| TN-33C | 33 w x 4 d x 12 h | 210.00 | 2 | 420.00 |
| | | | | 6,525.00 |



Configuration C:

| Model # | Description | List Price | Qty. | Total |
|------------|---------------------------|------------|------|------------------|
| TN-2222B | 22 w x 22 d | 565.00 | 1 | 565.00 |
| TN-2233B | 33 w x 22 d | 784.00 | 3 | 2,352.00 |
| TN-2244B | 44 w x 22 d | 878.00 | 1 | 878.00 |
| TN-2255B | 55 w x 22 d | 1005.00 | 1 | 1,005.00 |
| TN-1133WS | 33 w x 30 h | 684.00 | 1 | 684.00 |
| TN-3333CWS | 33 w x 33 d x 30 h | 1091.00 | 2 | 2,182.00 |
| TN-33C | 33 w x 4 d x 12 h | 210.00 | 5 | 1,050.00 |
| TN-1111LT | 11 l x 11 w | 439.00 | 1 | 439.00 |
| TN-2211LT | 22 l x 11 w | 549.00 | 2 | 1,098.00 |
| TN-2211PM | 11 w x 22 deep x 15 1/2 h | 950.00 | 1 | 950.00 |
| | | | | 11,203.00 |



Configuration D:

| Model # | Description | List Price | Qty. | Total |
|------------|--------------------|------------|------|------------------|
| TN-2222B | 22 w x 22 d | 565.00 | 3 | 1,695.00 |
| TN-2233B | 33 w x 22 d | 784.00 | 4 | 3,136.00 |
| TN-2244B | 44 w x 22 d | 878.00 | 3 | 2,634.00 |
| TN-2255B | 55 w x 22 d | 1005.00 | 2 | 2,010.00 |
| TN-1122WS | 22 w x 30 h | 540.00 | 1 | 540.00 |
| TN-1144WS | 44 w x 30 h | 755.00 | 2 | 1,510.00 |
| TN-3333CWS | 33 w x 33 d x 30 h | 1091.00 | 1 | 1,091.00 |
| TN-1122WT | 22 w x 41 h | 625.00 | 2 | 1,250.00 |
| TN-1133WT | 33 w x 41 h | 796.00 | 1 | 796.00 |
| TN-3333CWT | 33 w x 33 d x 41 h | 1343.00 | 2 | 2,686.00 |
| TN-22C | 22 w x 4 d x 12 h | 187.00 | 3 | 561.00 |
| TN-33C | 33 w x 4 d x 12 h | 210.00 | 3 | 630.00 |
| | | | | 18,539.00 |

SPECIFICATIONS

FABRICS

| COM/COL REQUIREMENTS | COM | COL |
|--------------------------------|----------------------|-------|
| 22" CUSHION | .75 YDS | 15 SF |
| 33" CUSHION | 1 YDS | 20 SF |
| STANDARD FABRIC OPTIONS | ALL GRADES EXCEPT LV | |

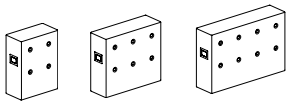
BUTTONS

OPTIONAL BUTTON POSITIONS

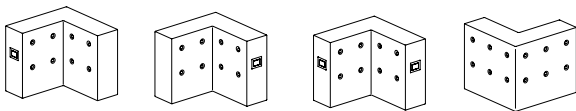
NOTE: It is only recommended to specify "no buttons" option if intended to not reconfigure product.

Lower buttons are removable for modular attachment

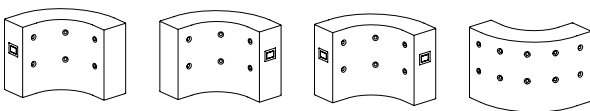
STRAIGHT WALL - SHORT 30" HIGH WITH BUTTONS



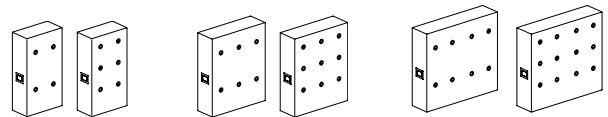
CORNER WALL - SHORT 30" HIGH WITH BUTTONS



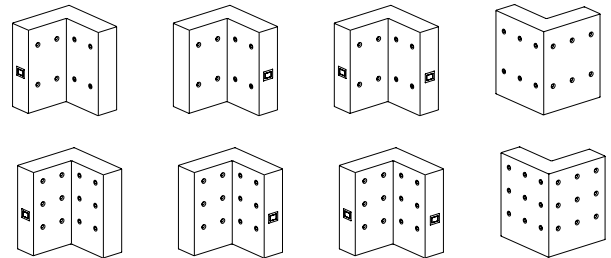
CORNER WALL CURVED - SHORT 30" HIGH WITH BUTTONS



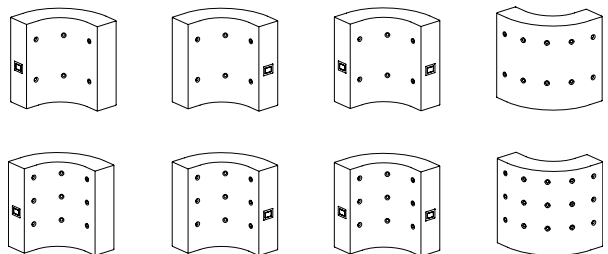
STRAIGHT WALL - TALL 41" HIGH WITH BUTTONS



CORNER WALL - TALL 41" HIGH WITH BUTTONS



CORNER WALL CURVED - TALL 41" HIGH WITH BUTTONS



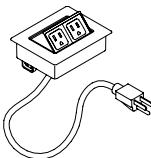
SPECIFICATIONS

ELECTRICAL

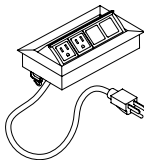
LOCATIONS

Electrical options may be specified on the end of a wall unit, centered on a bench or table, or you may specify a wood power module unit (see page 65).

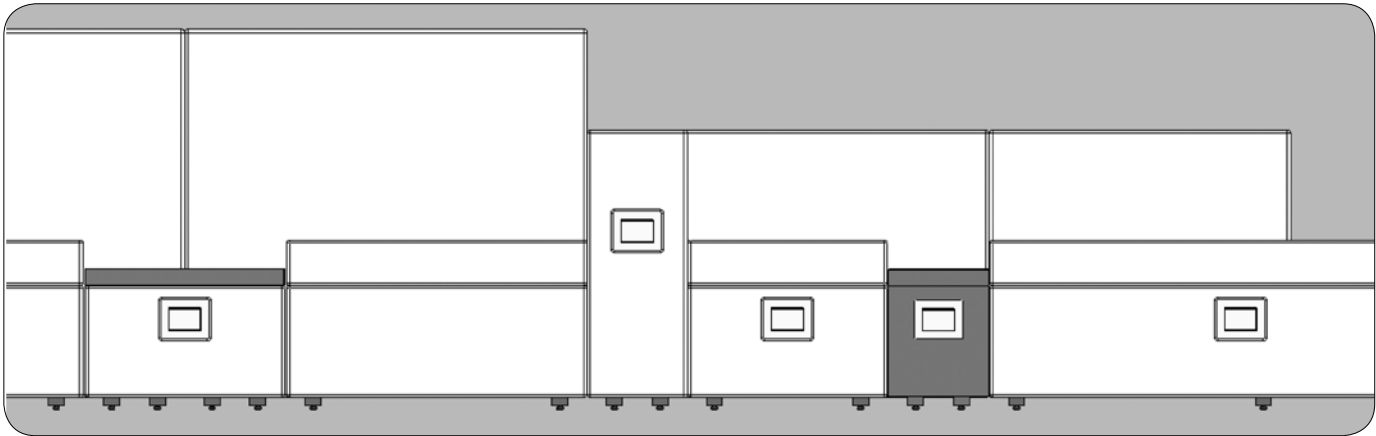
ELECTRICAL OPTION



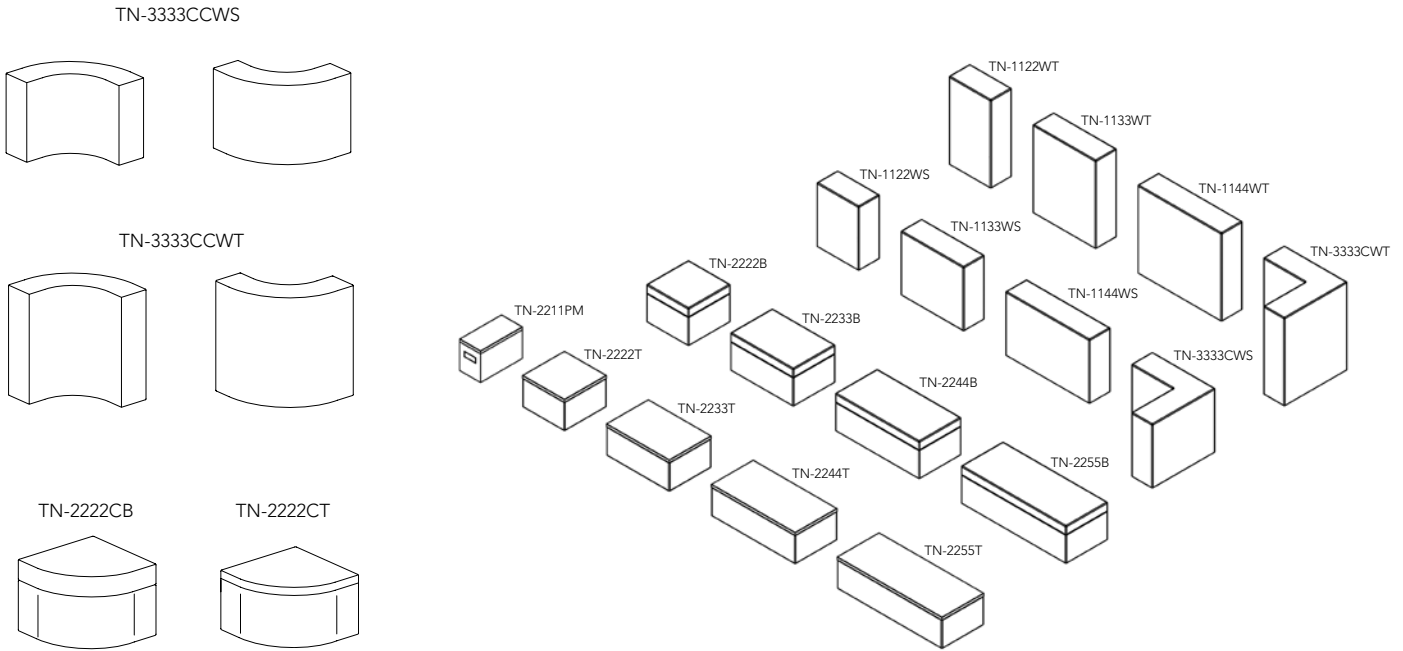
H2G - 2 Outlet Electrical



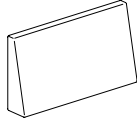
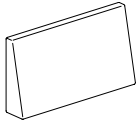
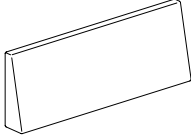
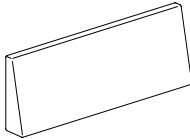

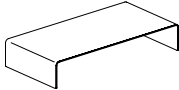
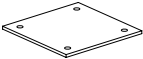
H2H - 2 Outlet Electrical with USB



STATEMENT OF THE LINE

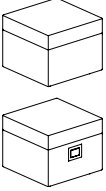


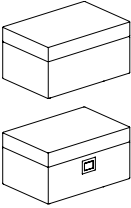
ACCESSORIES + OPTIONS

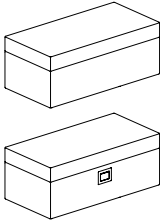
| CUSHION | |
|---|--|
|  <p>X9 No tie down</p> |  <p>B3Q Cushion tie downs</p> |
| 22" CUSHION | |
|  <p>X9 No tie down</p> |  <p>B3Q Cushion tie downs</p> |
| 33" CUSHION | |
| LAYOVER TABLE | |
|  <p>11" LAYOVER TABLE</p> <p>Recommended for use on wall units</p> |  <p>22" LAYOVER TABLE</p> <p>Recommended for use on bench units</p> |
| CLAMP PLATE KIT | |
|  <p>CLAMP PLATE KIT</p> | <p>NOTE: A clamp plate kit is recommended if attaching benches or tables to one side of the wall only. This is necessary to eliminate any potential tipping if excess weight is pushing against open side of wall.</p> |

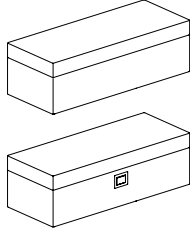
| | | | |
|--------------------------------|-------------------------------|---|--|
| Standard Fabric Options | All Grades Except LV | | |
| Electrical Options | UZ - No Electrical (Standard) | H2G - 2 Outlet Electrical NOTE: \$250 upcharge | H2H - 2 Outlet Electrical with USB NOTE: \$350 upcharge |

BENCHES

| TANGENT TN-2222B - BENCH | | W | D | H | SH | AH | SW | SD | WT | CU FT | | | | | | | | |
|---|---|---------------------|-------|-------|-----|-----|-----|-----|-----|-------|-----|-----|------|------|------|-----|-----|------|
|  | 22" Bench | 22 | 22 | 18 | 18 | — | 22 | 22 | 42 | 9 | | | | | | | | |
| | Fully upholstered Removable seat for storage and modular attachment Optional power supply | | | | | | | | | | | | | | | | | |
| | Fabric yds | Leather sf | COM 1 | COL 2 | 3 | 4 | 5 | 6 | 7 | 8 | 9 | 10 | 11 | 12 | L1 | L2 | L3 | |
| Specify: TN-2222B | | 2 | 40 | 565 | 592 | 636 | 690 | 743 | 797 | 850 | 908 | 993 | 1082 | 1198 | 1376 | 838 | 942 | 1071 |
| | | Fabric Electrical | | | | | | | | | | | | | | | | |

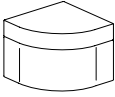
| TANGENT TN-2233B - BENCH | | W | D | H | SH | AH | SW | SD | WT | CU FT | | | | | | | | |
|--|---|---------------------|-------|-------|-----|-----|-----|------|------|-------|------|------|------|------|------|------|------|------|
|  | 33" Bench | 33 | 22 | 18 | 18 | — | 33 | 22 | 58 | 13 | | | | | | | | |
| | Fully upholstered Removable seat for storage and modular attachment Optional power supply | | | | | | | | | | | | | | | | | |
| | Fabric yds | Leather sf | COM 1 | COL 2 | 3 | 4 | 5 | 6 | 7 | 8 | 9 | 10 | 11 | 12 | L1 | L2 | L3 | |
| Specify: TN-2233B | | 2.75 | 55 | 784 | 821 | 882 | 956 | 1029 | 1103 | 1176 | 1256 | 1372 | 1495 | 1654 | 1899 | 1149 | 1292 | 1470 |
| | | Fabric Electrical | | | | | | | | | | | | | | | | |

| TANGENT TN-2244B - BENCH | | W | D | H | SH | AH | SW | SD | WT | CU FT | | | | | | | | |
|---|---|---------------------|-------|-------|-----|-----|------|------|------|-------|------|------|------|------|------|------|------|------|
|  | 44" Bench | 44 | 22 | 18 | 18 | — | 44 | 22 | 74 | 17 | | | | | | | | |
| | Fully upholstered Removable seat for storage and modular attachment Optional power supply | | | | | | | | | | | | | | | | | |
| | Fabric yds | Leather sf | COM 1 | COL 2 | 3 | 4 | 5 | 6 | 7 | 8 | 9 | 10 | 11 | 12 | L1 | L2 | L3 | |
| Specify: TN-2244B | | 3 | 60 | 878 | 918 | 985 | 1065 | 1145 | 1226 | 1306 | 1393 | 1520 | 1653 | 1827 | 2094 | 1274 | 1430 | 1624 |
| | | Fabric Electrical | | | | | | | | | | | | | | | | |

| TANGENT TN-2255B - BENCH | | W | D | H | SH | AH | SW | SD | WT | CU FT | | | | | | | | |
|---|--|---------------------|-------|-------|------|------|------|------|------|-------|------|------|------|------|------|------|------|------|
|  | 55" Bench | 55 | 22 | 18 | 18 | — | 55 | 22 | 90 | 20 | | | | | | | | |
| | Fully upholstered Removable seat for storage and modular attachment Optional power supply NOTE: When ordering a 55" Bench fabric must be railroded. In order for fabric to be run direct the roll must be at least 58" wide. | | | | | | | | | | | | | | | | | |
| | Fabric yds | Leather sf | COM 1 | COL 2 | 3 | 4 | 5 | 6 | 7 | 8 | 9 | 10 | 11 | 12 | L1 | L2 | L3 | |
| Specify: TN-2255B | | 3.5 | 70 | 1005 | 1052 | 1130 | 1223 | 1317 | 1410 | 1504 | 1605 | 1754 | 1909 | 2112 | 2424 | 1463 | 1645 | 1871 |
| | | Fabric Electrical | | | | | | | | | | | | | | | | |

| | |
|--------------------------------|----------------------|
| Standard Fabric Options | All Grades Except LV |
|--------------------------------|----------------------|

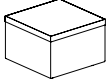
BENCHES

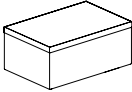
| TANGENT TN2222CB - BENCH CURVED | | W | D | H | SH | AH | SW | SD | WT | CU FT | | | | | | |
|---|--|------------|------------|------------|------------|------------|------------|------------|-------------|-------------|-------------|-------------|-------------|------------|-------------|-------------|
|  | Bench - Curved | 22 | 22 | 18 | 18 | — | 22 | 22 | 42 | 9 | | | | | | |
| | Fully upholstered Removable seat for storage and modular attachment | | | | | | | | | | | | | | | |
| | Fabric yds | Leather sf | COM 1 | COL 2 | 3 | 4 | 5 | 6 | 7 | 8 | 9 | 10 | 11 | 12 | L1 | L2 |
| 2 | 40 | 678 | 705 | 749 | 803 | 856 | 910 | 963 | 1021 | 1106 | 1195 | 1311 | 1489 | 951 | 1055 | 1184 |
| Specify: TN2222CB | Fabric | | | | | | | | | | | | | | | |

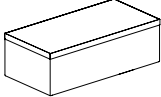
| | | | |
|--------------------------------|--|--|--|
| Standard Fabric Options | All Grades Except LV | | |
| Standard Finish Options | Standard Finishes (see page 5 for list of finishes) | Paint Color (see page 5 for list of paint colors) | |
| Electrical Options | UZ - No Electrical (Standard) | H2G - 2 Outlet Electrical NOTE: \$250 upcharge | H2H - 2 Outlet Electrical with USB NOTE: \$350 upcharge |

TABLES

NOTE: Electrical will be located in center of top

| TANGENT TN-2222T - TABLE | | W | D | H | SH | AH | SW | SD | WT | CU FT | | | | | | | |
|---|--|------------|-------|-------|-----|-----|-----|-----|-----|-------|-----|------|------|------|-----|-----|------|
|  | 22" Table | 22 | 22 | 15 | — | — | — | — | 50 | 9 | | | | | | | |
| | Fully upholstered Exposed wood top Removable top for storage and modular attachment Optional power supply in center of wood top | | | | | | | | | | | | | | | | |
| | Fabric yds | Leather sf | COM 1 | COL 2 | 3 | 4 | 5 | 6 | 7 | 8 | 9 | 10 | 11 | 12 | L1 | L2 | L3 |
| | 1.5 | 30 | 634 | 654 | 687 | 728 | 768 | 808 | 848 | 891 | 955 | 1022 | 1109 | 1242 | 845 | 923 | 1020 |
| Specify: TN-2222T | Fabric Finish Electrical | | | | | | | | | | | | | | | | |

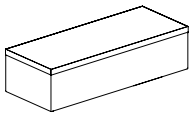
| TANGENT TN-2233T - TABLE | | W | D | H | SH | AH | SW | SD | WT | CU FT | | | | | | | |
|---|--|------------|-------|-------|-----|-----|-----|------|------|-------|------|------|------|------|------|------|------|
|  | 33" Table | 33 | 22 | 15 | — | — | — | — | 70 | 13 | | | | | | | |
| | Fully upholstered Exposed wood top Removable top for storage and modular attachment Optional power supply in center of wood top | | | | | | | | | | | | | | | | |
| | Fabric yds | Leather sf | COM 1 | COL 2 | 3 | 4 | 5 | 6 | 7 | 8 | 9 | 10 | 11 | 12 | L1 | L2 | L3 |
| | 1.5 | 30 | 854 | 874 | 907 | 948 | 988 | 1028 | 1068 | 1111 | 1175 | 1242 | 1329 | 1462 | 1065 | 1143 | 1240 |
| Specify: TN-2233T | Fabric Finish Electrical | | | | | | | | | | | | | | | | |

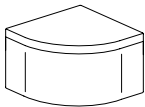
| TANGENT TN-2244T - TABLE | | W | D | H | SH | AH | SW | SD | WT | CU FT | | | | | | | |
|---|--|------------|-------|-------|------|------|------|------|------|-------|------|------|------|------|------|------|------|
|  | 44" Table | 44 | 22 | 15 | — | — | — | — | 90 | 17 | | | | | | | |
| | Fully upholstered Exposed wood top Removable top for storage and modular attachment Optional power supply in center of wood top | | | | | | | | | | | | | | | | |
| | Fabric yds | Leather sf | COM 1 | COL 2 | 3 | 4 | 5 | 6 | 7 | 8 | 9 | 10 | 11 | 12 | L1 | L2 | L3 |
| | 1.5 | 30 | 981 | 1001 | 1034 | 1075 | 1115 | 1155 | 1195 | 1238 | 1302 | 1369 | 1456 | 1589 | 1192 | 1270 | 1367 |
| Specify: TN-2244T | Fabric Finish Electrical | | | | | | | | | | | | | | | | |

| | | | |
|--------------------------------|--|--|--|
| Standard Fabric Options | All Grades Except LV | | |
| Standard Finish Options | Standard Finishes (see page 5 for list of finishes) | Paint Color (see page 5 for list of paint colors) | |
| Electrical Options | UZ - No Electrical (Standard) | H2G - 2 Outlet Electrical NOTE: \$250 upcharge | H2H - 2 Outlet Electrical with USB NOTE: \$350 upcharge |

TABLES

NOTE: Electrical will be located in center of top

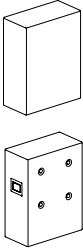
| TANGENT TN-2255T - TABLE | | W | D | H | SH | AH | SW | SD | WT | CU FT | | | | | | |
|---|--|------------|-------|-------|------|------|------|------|------|-------|------|------|------|------|------|------|
|  | 55" Table | 55 | 22 | 15 | — | — | — | — | 110 | 20 | | | | | | |
| | Fully upholstered Exposed wood top Removable top for storage and modular attachment Optional power supply in center of wood top NOTE: When ordering a 55" Bench fabric must be railroaded. In order for fabric to be run direct the roll must be at least 58" wide. | | | | | | | | | | | | | | | |
| | Fabric yds | Leather sf | COM 1 | COL 2 | 3 | 4 | 5 | 6 | 7 | 8 | 9 | 10 | 11 | 12 | L1 | L2 |
| 1.75 | 35 | 1132 | 1155 | 1194 | 1241 | 1288 | 1335 | 1382 | 1432 | 1506 | 1584 | 1686 | 1842 | 1374 | 1465 | 1578 |
| Specify: TN-2255T | Fabric Finish Electrical | | | | | | | | | | | | | | | |

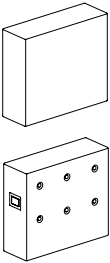
| TANGENT TN-2222CT - TABLE CURVED | | W | D | H | SH | AH | SW | SD | WT | CU FT | | | | | | |
|---|--|------------|-------|-------|-----|-----|-----|-----|------|-------|------|------|------|-----|------|------|
|  | Table Curved | 22 | 22 | 15 | — | — | — | — | 50 | 9 | | | | | | |
| | Fully upholstered Exposed wood top Optional power supply in center of wood top | | | | | | | | | | | | | | | |
| | Fabric yds | Leather sf | COM 1 | COL 2 | 3 | 4 | 5 | 6 | 7 | 8 | 9 | 10 | 11 | 12 | L1 | L2 |
| 1.5 | 30 | 761 | 781 | 814 | 855 | 895 | 935 | 975 | 1018 | 1082 | 1149 | 1236 | 1369 | 972 | 1050 | 1147 |
| Specify: TN-2222CT | Fabric Finish Electrical | | | | | | | | | | | | | | | |

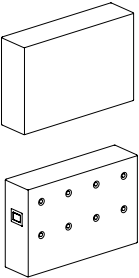
| | | |
|--------------------------------|-------------------------------|---|
| Standard Fabric Options | All Grades Except LV | |
| Button Options | X9 - No Buttons | B3N - 2 Rows of Buttons |
| Electrical Options | UZ - No Electrical (Standard) | H2G - 2 Outlet Electrical NOTE: \$250 upcharge |

STRAIGHT WALL - SHORT - 30" HIGH

NOTE: It is only recommended to specify "no buttons" option if intended to not reconfigure product.

| TANGENT TN-1122WS - STRAIGHT WALL | | W | D | H | SH | AH | SW | SD | WT | CU FT | | | | | | |
|---|---|------------|-------|-------|-----|-----|-----|-----|-----|-------|------|------|------|-----|-----|------|
|  | 22" Straight Wall - Short | 22 | 11 | 30 | — | — | — | — | 40 | 9 | | | | | | |
| | Fully upholstered Option of no buttons or 2 rows of buttons Lower buttons are removable for modular attachment Optional power supply with 2 electrical | | | | | | | | | | | | | | | |
| | Fabric yds | Leather sf | COM 1 | COL 2 | 3 | 4 | 5 | 6 | 7 | 8 | 9 | 10 | 11 | 12 | L1 | L2 |
| 2 | 40 | 540 | 567 | 611 | 665 | 718 | 772 | 825 | 883 | 968 | 1057 | 1173 | 1351 | 813 | 917 | 1046 |
| Specify: TN-1122WS | Fabric Button Electrical | | | | | | | | | | | | | | | |

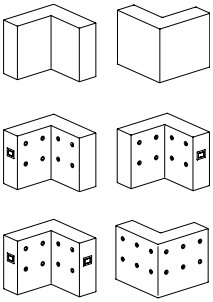
| TANGENT TN-1133WS - STRAIGHT WALL | | W | D | H | SH | AH | SW | SD | WT | CU FT | | | | | | |
|---|---|------------|-------|-------|-----|-----|------|------|------|-------|------|------|------|------|------|------|
|  | 33" Straight Wall - Short | 33 | 11 | 30 | — | — | — | — | 60 | 12 | | | | | | |
| | Fully upholstered Option of no buttons or 2 rows of buttons Lower buttons are removable for modular attachment Optional power supply with 2 electrical | | | | | | | | | | | | | | | |
| | Fabric yds | Leather sf | COM 1 | COL 2 | 3 | 4 | 5 | 6 | 7 | 8 | 9 | 10 | 11 | 12 | L1 | L2 |
| 2.75 | 55 | 684 | 721 | 782 | 856 | 929 | 1003 | 1076 | 1156 | 1272 | 1395 | 1554 | 1799 | 1049 | 1192 | 1370 |
| Specify: TN-1133WS | Fabric Button Electrical | | | | | | | | | | | | | | | |

| TANGENT TN-1144WS - STRAIGHT WALL | | W | D | H | SH | AH | SW | SD | WT | CU FT | | | | | | |
|---|---|------------|-------|-------|-----|------|------|------|------|-------|------|------|------|------|------|------|
|  | 44" Straight Wall - Short | 44 | 11 | 30 | — | — | — | — | 80 | 15 | | | | | | |
| | Fully upholstered Option of no buttons or 2 rows of buttons Lower buttons are removable for modular attachment Optional power supply with 2 electrical | | | | | | | | | | | | | | | |
| | Fabric yds | Leather sf | COM 1 | COL 2 | 3 | 4 | 5 | 6 | 7 | 8 | 9 | 10 | 11 | 12 | L1 | L2 |
| 3.5 | 70 | 755 | 802 | 880 | 973 | 1067 | 1160 | 1254 | 1355 | 1504 | 1659 | 1862 | 2174 | 1213 | 1395 | 1621 |
| Specify: TN-1144WS | Fabric Button Electrical | | | | | | | | | | | | | | | |

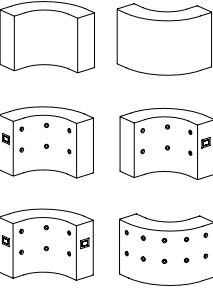
| | | | |
|--------------------------------|-------------------------------|---|---|
| Standard Fabric Options | All Grades Except LV | | |
| Button Options | X9 - No Buttons | B3N - 2 Rows of Buttons | |
| Electrical Options | UZ - No Electrical (Standard) | H2G - 2 Outlet Electrical NOTE: \$250 upcharge | B6G - Electrical 2 Outlet on Left End of Inside Corner NOTE: \$250 upcharge B6H - Electrical 2 Outlet on Right End of Inside Corner NOTE: \$250 upcharge B6J - Electrical 2 Outlet on Both Ends NOTE: \$500 upcharge |

CORNER WALL - SHORT - 30" HIGH

NOTE: It is only recommended to specify "no buttons" option if intended to not reconfigure product.

| TANGENT TN-3333CWS CORNER WALL SHORT | | W | D | H | SH | AH | SW | SD | WT | CU FT | | | | | | |
|--|------------|-------------------------------------|-------|------|------|------|------|------|------|-------|------|------|------|------|------|------|
|  <p>33" Corner Wall - Short</p> <p>Fully upholstered Option of no buttons or 2 rows of buttons Lower buttons are removable for modular attachment Optional power supply with 2 electrical</p> | | 33 | 33 | 30 | — | — | — | — | 92 | 28 | | | | | | |
| Fabric yds | Leather sf | COM 1 | COL 2 | 3 | 4 | 5 | 6 | 7 | 8 | 9 | 10 | 11 | 12 | L1 | L2 | L3 |
| 4.25 | 85 | 1091 | 1148 | 1242 | 1356 | 1470 | 1583 | 1697 | 1820 | 2000 | 2189 | 2435 | 2814 | 1642 | 1863 | 2137 |
| Specify: TN-3333CWS | | Fabric Button Electrical | | | | | | | | | | | | | | |

CORNER WALL CURVED - SHORT - 30" HIGH

| TANGENT TN-3333CCWS CORNER WALL CURVED - SHORT - 30" HIGH | | W | D | H | SH | AH | SW | SD | WT | CU FT | | | | | | |
|---|------------|-------------------------------------|-------|------|------|------|------|------|------|-------|------|------|------|------|------|------|
|  <p>33" Corner Wall Curved - Short</p> <p>Fully upholstered Option of no buttons or 2 rows of buttons Lower buttons are removable for modular attachment Optional power supply with 2 electrical</p> | | 33 | 33 | 30 | — | — | — | — | 92 | 28 | | | | | | |
| Fabric yds | Leather sf | COM 1 | COL 2 | 3 | 4 | 5 | 6 | 7 | 8 | 9 | 10 | 11 | 12 | L1 | L2 | L3 |
| 4.25 | 85 | 1255 | 1312 | 1406 | 1520 | 1634 | 1747 | 1861 | 1984 | 2164 | 2353 | 2599 | 2978 | 1806 | 2027 | 2301 |
| Specify: TN-3333CCWS | | Fabric Button Electrical | | | | | | | | | | | | | | |

| | | | |
|--------------------------------|-------------------------------|---|-------------------------|
| Standard Fabric Options | All Grades Except LV | | |
| Button Options | X9 - No Buttons | B3N - 2 Rows of Buttons | B6F - 3 Rows of Buttons |
| Electrical Options | UZ - No Electrical (Standard) | H2G - 2 Outlet Electrical NOTE: \$250 upcharge | |

STRAIGHT WALL - TALL - 41" HIGH

NOTE: It is only recommended to specify "no buttons" option if intended to not reconfigure product.

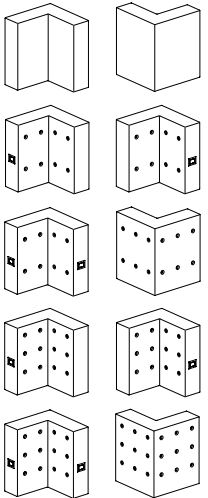
| TANGENT TN-1122WT - STRAIGHT WALL | | W | D | H | SH | AH | SW | SD | WT | CU FT | | | | | | |
|-----------------------------------|---|-------------------------------------|-------|-------|-----|-----|-----|-----|------|-------|------|------|------|-----|------|------|
| | 22" STRAIGHT WALL - TALL | 22 | 11 | 41 | — | — | — | — | 46 | 11 | | | | | | |
| | Fully upholstered Option of no buttons, 2 rows or 3 rows of buttons Lower buttons are removable for modular attachment Optional power supply with 2 electrical | | | | | | | | | | | | | | | |
| | Fabric yds | Leather sf | COM 1 | COL 2 | 3 | 4 | 5 | 6 | 7 | 8 | 9 | 10 | 11 | 12 | L1 | L2 |
| 2.5 | 50 | 625 | 658 | 714 | 781 | 848 | 915 | 981 | 1054 | 1160 | 1271 | 1416 | 1639 | 960 | 1090 | 1251 |
| Specify: TN-1122WT | | Fabric Button Electrical | | | | | | | | | | | | | | |

| TANGENT TN-1133WT - STRAIGHT WALL | | W | D | H | SH | AH | SW | SD | WT | CU FT | | | | | | |
|-----------------------------------|---|-------------------------------------|-------|-------|-----|------|------|------|------|-------|------|------|------|------|------|------|
| | 33" STRAIGHT WALL - TALL | 33 | 11 | 41 | — | — | — | — | 69 | 16 | | | | | | |
| | Fully upholstered Option of no buttons, 2 rows or 3 rows of buttons Lower buttons are removable for modular attachment Optional power supply with 2 electrical | | | | | | | | | | | | | | | |
| | Fabric yds | Leather sf | COM 1 | COL 2 | 3 | 4 | 5 | 6 | 7 | 8 | 9 | 10 | 11 | 12 | L1 | L2 |
| 3 | 60 | 796 | 836 | 903 | 983 | 1063 | 1144 | 1224 | 1311 | 1438 | 1571 | 1745 | 2012 | 1192 | 1348 | 1542 |
| Specify: TN-1133WT | | Fabric Button Electrical | | | | | | | | | | | | | | |

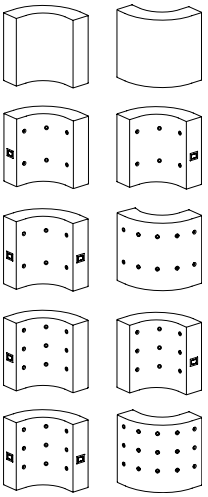
| TANGENT TN-1144WT - STRAIGHT WALL | | W | D | H | SH | AH | SW | SD | WT | CU FT | | | | | | |
|-----------------------------------|---|-------------------------------------|-------|-------|------|------|------|------|------|-------|------|------|------|------|------|------|
| | 44" STRAIGHT WALL - TALL | 44 | 11 | 41 | — | — | — | — | 92 | 21 | | | | | | |
| | Fully upholstered Option of no buttons, 2 rows or 3 rows of buttons Lower buttons are removable for modular attachment Optional power supply with 2 electrical | | | | | | | | | | | | | | | |
| | Fabric yds | Leather sf | COM 1 | COL 2 | 3 | 4 | 5 | 6 | 7 | 8 | 9 | 10 | 11 | 12 | L1 | L2 |
| 4 | 80 | 897 | 950 | 1040 | 1147 | 1253 | 1360 | 1467 | 1583 | 1752 | 1931 | 2162 | 2519 | 1417 | 1625 | 1883 |
| Specify: TN-1144WT | | Fabric Button Electrical | | | | | | | | | | | | | | |

| | | | |
|--------------------------------|-------------------------------|---|---|
| Standard Fabric Options | All Grades Except LV | | |
| Button Options | X9 - No Buttons | B3N - 2 Rows of Buttons | B6F - 3 Rows of Buttons |
| Electrical Options | UZ - No Electrical (Standard) | H2G - 2 Outlet Electrical NOTE: \$250 upcharge | B6G - Electrical 2 Outlet on Left End of Inside Corner NOTE: \$250 upcharge B6H - Electrical 2 Outlet on Right End of Inside Corner NOTE: \$250 upcharge B6J - Electrical 2 Outlet on Both Ends NOTE: \$500 upcharge |

CORNER WALL - TALL - 41" HIGH

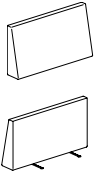
| TANGENT TN-3333CWT CORNER WALL - TALL 41" HIGH | | W | D | H | SH | AH | SW | SD | WT | CU FT | | | | | | |
|--|-------------------------------------|-------|-------|------|------|------|------|------|------|-------|------|------|------|------|------|------|
|  <p>33" CORNER WALL - TALL</p> <p>Fully upholstered Option of no buttons or 2 rows of buttons Lower buttons are removable for modular attachment Optional power supply with 2 electrical</p> | | 33 | 33 | 41 | — | — | — | — | 112 | 37 | | | | | | |
| Fabric yds | Leather sf | COM 1 | COL 2 | 3 | 4 | 5 | 6 | 7 | 8 | 9 | 10 | 11 | 12 | L1 | L2 | L3 |
| 5 | 100 | 1343 | 1410 | 1521 | 1655 | 1789 | 1922 | 2056 | 2201 | 2412 | 2635 | 2925 | 3370 | 1986 | 2246 | 2570 |
| Specify: TN-3333CWT | Fabric Button Electrical | | | | | | | | | | | | | | | |

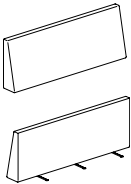
CORNER WALL CURVED - TALL - 41" HIGH

| TANGENT TN-3333CCWT CORNER WALL CURVED - TALL - 41" HIGH | | W | D | H | SH | AH | SW | SD | WT | CU FT | | | | | | |
|--|-------------------------------------|-------|-------|------|------|------|------|------|------|-------|------|------|------|------|------|------|
|  <p>33" CORNER WALL CURVED - TALL</p> <p>Fully upholstered Option of no buttons, 2 rows of buttons, or 3 rows of buttons Lower buttons are removable for modular attachment Optional power supply with 2 electrical</p> | | 33 | 33 | 41 | — | — | — | — | 112 | 37 | | | | | | |
| Fabric yds | Leather sf | COM 1 | COL 2 | 3 | 4 | 5 | 6 | 7 | 8 | 9 | 10 | 11 | 12 | L1 | L2 | L3 |
| 5 | 100 | 1544 | 1611 | 1722 | 1856 | 1990 | 2123 | 2257 | 2402 | 2613 | 2836 | 3126 | 3571 | 2187 | 2447 | 2771 |
| Specify: TN-3333CCWT | Fabric Button Electrical | | | | | | | | | | | | | | | |

| | | |
|---------------------------------|----------------------|-------------------------|
| Standard Fabric Options | All Grades Except LV | |
| Cushion Tie Down Options | X9 - No Tie Downs | B3Q - Cushion Tie Downs |


CUSHIONS

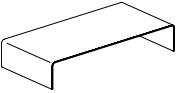
| TANGENT TN-22C - CUSHION | | W | D | H | SH | AH | SW | SD | WT | CU FT | | | | | | | |
|---|---|------------|-------|-------|-----|-----|-----|-----|-----|-------|-----|-----|-----|-----|-----|-----|-----|
|  | 22" CUSHION | 22 | 4 | 12 | — | — | — | — | 2 | 2 | | | | | | | |
| | Fully upholstered Optional cushion tie downs | | | | | | | | | | | | | | | | |
| | Fabric yds | Leather sf | COM 1 | COL 2 | 3 | 4 | 5 | 6 | 7 | 8 | 9 | 10 | 11 | 12 | L1 | L2 | L3 |
| | 1 | 20 | 187 | 200 | 223 | 249 | 276 | 303 | 330 | 359 | 401 | 445 | 503 | 592 | 336 | 388 | 453 |
| Specify: TN-22C | Fabric Cushion Tie Down | | | | | | | | | | | | | | | | |

| TANGENT TN-33C - CUSHION | | W | D | H | SH | AH | SW | SD | WT | CU FT | | | | | | | |
|--|---|------------|-------|-------|-----|-----|-----|-----|-----|-------|-----|-----|-----|-----|-----|-----|-----|
|  | 33" CUSHION | 33 | 4 | 12 | — | — | — | — | 2 | 2 | | | | | | | |
| | Fully upholstered Optional cushion tie downs | | | | | | | | | | | | | | | | |
| | Fabric yds | Leather sf | COM 1 | COL 2 | 3 | 4 | 5 | 6 | 7 | 8 | 9 | 10 | 11 | 12 | L1 | L2 | L3 |
| | 1.25 | 25 | 210 | 227 | 255 | 288 | 321 | 355 | 388 | 424 | 477 | 533 | 605 | 717 | 390 | 455 | 536 |
| Specify: TN-33C | Fabric Cushion Tie Down | | | | | | | | | | | | | | | | |

| | |
|--------------------------------|--|
| Standard Finish Options | Standard Finishes (see page 5 for list of finishes) |
|--------------------------------|--|

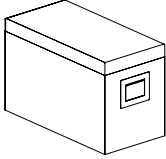
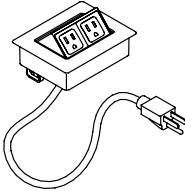
LAYOVER TABLE

| TANGENT TN-1111LT - LAYOVER TABLE | | W | D | H | SH | AH | SW | SD | WT | CU FT |
|---|---|----|----|---|----|----|----|----|----|-------|
|  | 11" LAYOVER TABLE | 11 | 11 | 2 | — | — | — | — | 3 | 1 |
| | Exposed wood face Silver back Recommended for use on wall units | | | | | | | | | |
| | 439 | | | | | | | | | |
| Specify: TN-1111LT | Finish | | | | | | | | | |

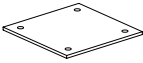
| TANGENT TN-2211LT - LAYOVER TABLE | | W | D | H | SH | AH | SW | SD | WT | CU FT |
|---|--|----|----|---|----|----|----|----|----|-------|
|  | 22" LAYOVER TABLE | 11 | 22 | 5 | — | — | — | — | 6 | 2 |
| | Exposed wood face Silver back Recommended for use on bench units | | | | | | | | | |
| | 549 | | | | | | | | | |
| Specify: TN-2211LT | Finish | | | | | | | | | |

| | | |
|--------------------------------|--|--|
| Standard Finish Options | Standard Finishes (see page 5 for list of finishes) | Paint Color (see page 5 for list of paint colors) |
|--------------------------------|--|--|

POWER MODULE

| TANGENT TN-2211PM - POWER MODULE | | W | D | H | SH | AH | SW | SD | WT | CU FT |
|---|--|-----|----|----|----|----|----|----|----|-------|
|  | 11" POWER MODULE | 11 | 22 | 15 | — | — | — | — | 38 | 6 |
| | Exposed wood case Power supply with 2 electrical | | | | | | | | | |
| |  <p>H2G - 2 Outlet Electrical</p> | | | | | | | | | |
| | | 950 | | | | | | | | |
| Specify: TN-2211PM | Finish | | | | | | | | | |

CLAMP PLATE

| TANGENT CP-1 - CLAMP PLATE | | W | D | H | SH | AH | SW | SD | WT | CU FT |
|---|--|---|---|------|----|----|----|----|----|-------|
|  | CLAMP PLATE | 4 | 4 | .125 | — | — | — | — | 1 | 0.01 |
| | NOTE: A clamp plate is recommended if attaching benches or tables to one side of the wall only. This is necessary to eliminate any potential tipping if excess weight is pushing on open side of wall. | | | | | | | | | |
| | 12 | | | | | | | | | |
| Specify: CP-1 | Finish - Black | | | | | | | | | |

