



DESCRIPTION

Kiss is perfect for the contract market. With straight lines, restrained proportions, low back and arms, Kiss has a marked difference: it is really comfortable, which is essential in pieces principally designed for public spaces.

TECHNICAL DATA

Solid wooden structure covered with foam.

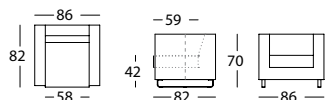
The seat structure is fitted with NEA webbing and the seat and back are made with HR Ultracel foam.

The seat cushion is made with HR Ultracel foam of different densities, covered with thermofused polyester fibre. It has a fabric inner cover.

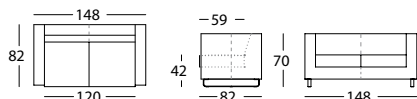
The satin aluminium legs have a sled shape.

It has fixed structure and removable cushion covers.

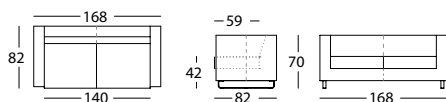
117.11.J
ARMCHAIR 86



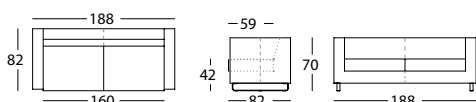
117.11.Q
SOFA 148



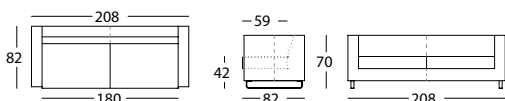
117.11.S
SOFA 168



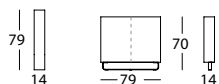
117.11.U
SOFA 188



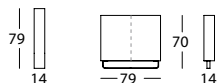
117.11.W
SOFA 208



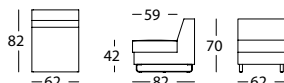
117.13.D
RIGHT ARM



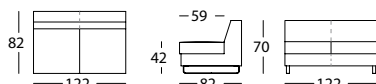
117.13.I
LEFT ARM



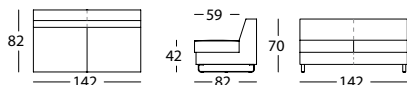
117.121.G
MODULE 62



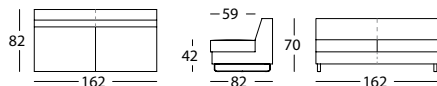
117.121.N
MODULE 122



117.121.Q
MODULE 142



117.121.S
MODULE 162



117.121.U
MODULE 182

