



DESCRIPTION

For Sancal, a sofa has to comply with two essential requirements: comfort and beauty. These premises are difficult to reconcile because the higher a back is the more comfortable it is, but it can seem less attractive. Once more, Rafa García has squared a circle with an interesting innovation: a way of auto-propelling the backs. Up! is characterised by the possibility of incorporating an easy mechanism which allows us to modify the height of the back cushions; whilst maintaining the most representative feature of this project: the softness of its lines. The spongy aspect of the cushions is not only an aesthetic matter, but a faithful reflection of its comfort. Its arms are also exclusive, with that light vintage air which takes us back to the fabulous fifties.

TECHNICAL DATA

Solid wooden structure covered with foam and fibre shell.

The seat structure is fitted with NEA webbing.

The inner arms and backs are made with foam of different densities.

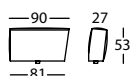
The inner of the seat cushions is made with HR foam of different densities with cotton cover filled with Fiberdream.

The inner of the lumbar cushions is made with Fiberdream. The covers are 100% cotton.

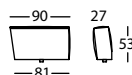
It has beech feet stained wenge.

The entire Up! Family is suitable for upholstery in fabric, leather or synthetic leather. Its covers are fully removable when upholstered in fabric, but only the cushion covers are removable when they are upholstered in leather or synthetic leather.

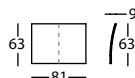
234.131.D
WIDE RIGHT ARM



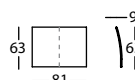
234.131.I
WIDE LEFT ARM



234.132.D
NARROW RIGHT ARM



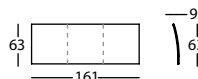
234.132.I
NARROW LEFT ARM



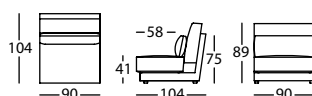
234.135.D
LONG RIGHT CHAISE LONGUE ARM



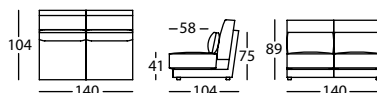
234.135.I
LONG LEFT CHAISE LONGUE ARM



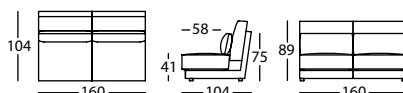
234.121.K.M
MODULE 90 WITH MECHANISM



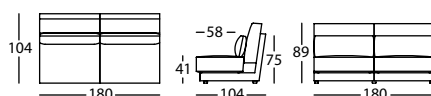
234.121.Q.M
MODULE 140 WITH MECHANISM



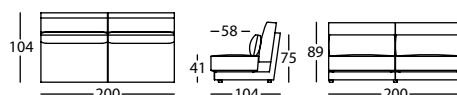
234.121.S.M
MODULE 160 WITH MECHANISM



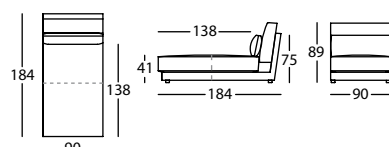
234.121.U.M
MODULE 180 WITH MECHANISM



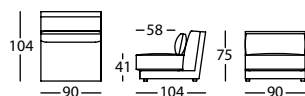
234.121.W.M
MODULE 200 WITH MECHANISM



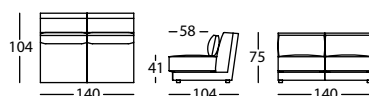
234.141.KU.M
CHAISE LONGUE 90 WITH MECHANISM



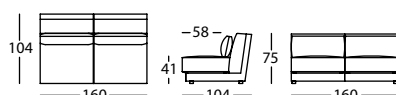
234.121.K
MODULE 90



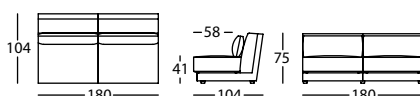
234.121.Q
MODULE 140



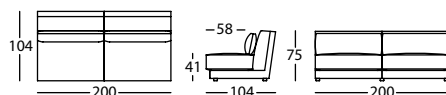
234.121.S
MODULE 160



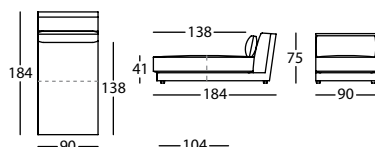
234.121.U
MODULE 180



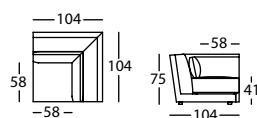
234.121.W
MODULE 200




234.141.KU
CHAISE LONGUE 90



234.161
STRAIGHT CORNER 104X104



234.152.KG
POUF 90X65 WITH CUSHION



234.23.GD
CUSHION 60X37 CHAISE LONGUE

