

January 2012

FORTE CONTEMPORARY & TRADITIONAL
PLANNING GUIDE & PRICE LIST

NUCRAFT



You design. Let us handle the details.

Nucraft offers a free, online product configuration and specification service that saves you time and allows you to be creative while leaving the nuts and bolts to someone else.

- No special software is required, nor is there any learning curve.
- The service applies to all Nucraft products including private office products, conference room products, reception stations, and training tables.
- You can generate quick and accurate answers for budget estimates and/or quick and exact specifications for final quotes.
- Revisions can be made any time you like, and total accuracy is guaranteed.

How it works.

Called iSpec, this service is as close as your phone and your Internet-connected computer. You can use it anytime you need to configure, specify, or price Nucraft furniture. Here is how it works :



1. Schedule an iSpec session by calling 1-877-NUCRAFT or by visiting www.nucraft.com/ispec. (You will be asked to provide some preliminary information on the project. We will respect the confidentiality of the information.)



2. At the scheduled time, a Nucraft project specialist will contact you at the telephone number you provide.



3. You will be directed to the online collaboration site. (All you need is an Internet connection and a Web browser.)



4. Once you are at the site, the Nucraft project specialist will work with you in real time to configure the required product based on your specific direction. (Watch the screen as your workstation appears.)



5. When the specification process is completed, you will receive 2-D or 3-D drawings, the specification itself with guaranteed accurate pricing, and the estimated lead time. (Follow-up sessions may be scheduled at your request to make any necessary modifications.)

iSPEC — IT'S FAST, IT'S FLEXIBLE, IT'S A FREE SERVICE FROM NUCRAFT.

Table of Contents

INTRODUCTION	3-12		
CONFERCING PRODUCTS	13-296		
Arena	13-38		
Planning	17-25		
Benches & Consoles	26-37		
Ancillary Products	38		
Ativa	39-60		
Planning	41-53		
Enclosed Squares & Rectangles	54-57		
U-Shaped	58-59		
Technology Pedestal	60		
Avid	61-90		
Planning	64-75		
Tops & Bases	76		
Tech Spines	77-88		
Interface Cards	89		
Lower Trough	90		
Discovery	91-108		
Planning	92-103		
Tops & Bases	104-106		
Power Options	107		
Duomo	109-134		
Planning	112-123		
Tops & Bases	124-125		
Power Options	126-127		
Modular & Open Sight Line Tables	128-129		
Phone Stands	130		
Credenzas	130		
Media Presentation & Storage	131		
Ancillary Products	132-133		
Elevare	135-154		
Planning	137-145		
Stationary Tables	146-147		
Height Adjustable Tables	148		
Power Options	149-151		
Credenzas	152		
Ancillary Products	153-154		
Flow	155-202		
Planning	158-172		
Flow XT Tops & Bases	173-180		
Flow XT Power & Data Options	181		
Flow Tops & Bases	182-196		
Flow Power & Data Options	197-199		
Credenzas	200-202		
Forte Contemporary	203-224		
Planning	206-213		
Tops & Bases	214-217		
Power Options	218-219		
Phone Stands	220		
Credenzas	220		
Bookcases	221		
Ancillary Products	222-223		
Forte Traditional	225-236		
Tops & Bases	228-229		
Power Options	230-231		
Phone Stands	232		
Credenzas	232		
Bookcases	233		
Ancillary Products	234-235		
Neos Conference	237-269		
Planning	240-245		
Tops & Bases	246-249		
Articulating Table	250		
Power Options	251-252		
Credenzas	253		
Ancillary Products	254-256		
Performance Credenzas	257-266		
Planning	260-262		
Consoles	263		
Utility & Food Service Credenzas	264-266		
Saber	267-284		
Planning	270-276		
Tops & Bases	277-278		
Power Options	279-280		
Phone Stands	281		
Credenzas	281		
Ancillary Products	282-283		
Tavola	285-296		
Planning	287-291		
Tops & Bases	292		
Power Options	293		
Standing Height Tables	294		
Credenzas	295		
TRAINING PRODUCTS	297-350		
Fleet	297-316		
Planning	299-303		
Tables	304-312		
Accessories	313-316		
Saber	317-330		
Planning	319-321		
Tables	322-325		
Accessories	326-312		
Ancillary Products	329		
Satellite	331-350		
Planning	333-339		
Tables	340-346		
Accessories	347-348		
Ancillary Products	349		
PRESENTATION PRODUCTS	351-394		
High Tech Lectern	354-358		
Monitor Stands	359-362		
Mobile Monitor Stands	363-366		
Mural	367-388		
Media Wall	389		
Neos Presentation Products	390-391		
Visual Boards	392		
Whiteboards	393		
Presentation Rails	393		
Tack Strips	394		

Table of Contents continued on next page.

Table of Contents

POWER & DATA PLANNING	395-408
Power Center	402-403
Perimeter Power	404-405
Power Cove	388-389
PowerPUP	406
MiniPort	407
Grommet	408
OCCASIONAL TABLES	409-428
Arena	412
Camelot	413
Centric Collection	414
Diamante	415
Eased Edge	416
Legere	417
Maya	418
Moment	419
Paragon	420
Plaza	421
Shine	422
Show	422
Stratum	423
Talis	424
Taper	425
Tiro	426
View	427
BENCHES	429-436
Camelot	431
Centric Collection	431
Diamante	432
Eased Edge	432
Legere	432
Maya	432
Moment	433
Neos	433
Plaza	434
Talis	434
Taper	435
Tiro	435
BOOKCASES & MODULAR SHELVING	437-449

Introduction

Nucraft Representatives	4
General Information	5
Finish Information	6-7
Surface Materials	8
COM Specification	9
Bench Fabric	10
Specification Tools	11
Environmental Statement	11

Nucraft Representatives

Nucraft has independent sales representatives throughout the United States, Canada, Mexico, and the Middle East.
Please visit www.nucraft.com/find-a-rep to locate a sales representative in your territory.

General Information

This price book supercedes all previous versions.

How to Order

Before placing your order, confirm you have all required information necessary. Lead times for orders begin after all required information is included and correct.

Delivery Information

Our goal has always been to provide the very best service to our customers. We know lead times are important and sticking to them even more so. We work to maintain a 6-8 week lead time on all standard products in this book from receipt of a clean order. All orders are acknowledged with an approximate shipping date and will be invoiced with the price in effect at the date the purchase order is received.

Shipping charges are prepaid (within the continental U.S.). Therefore, pricing is a delivered price based on normal ground transportation. If you have special instructions, need to ship by air, or are shipping to Alaska or Hawaii, contact Nucraft Customer Service. Nucraft can also help arrange to have products blanket wrapped for an additional charge. Contact Nucraft Customer Service team or specify it on your purchase order.

Minimum Freight Charge: Any order below \$1,600 net will be assessed an \$180 net minimum freight charge (one per order).

Orders are subject to acquiring the materials required for manufacturing. Fulfillment can be affected by strikes, fires, embargoes and acts of government. These elements are beyond our control.

Freight Terms

Shipping charges for Nucraft products are prepaid in the continental United States. Product ships FOB dock. The customer obtains title to their product and materials, and assumes the risk of loss for them, upon shipment from Nucraft's facilities.

Storage

Nucraft has no storage facilities for finished product. If a customer cannot accept an order when it is ready for shipment, the customer must designate an alternative shipping address. If no address is provided, Nucraft may, in its discretion, transfer the product to storage. If product is transferred to an off-site storage facility, the customer may be charged for transportation to the facility and for any associated storage fees. Nucraft considers transfer of the product to a storage facility the equivalent of shipment, including invoicing and payment. Customers assume the risk of damage or loss during storage.

Transportation Times and Delays

Third party carriers that Nucraft contracts with will make reasonable efforts to accommodate requested delivery times and dates. Scheduled delivery appointments may, however, be delayed for a variety of reasons, including inclement weather, traffic, transportation equipment problems, and delays encountered at other delivery locations along the delivery route. Nucraft does not recommend scheduling activities that depend on the delivery appointment (for example, scheduling furniture installers to install furniture the day of the delivery appointment). Nucraft shall not be liable for any costs incurred as a result of a missed delivery appointment.

Shipment Damage Claims

Legal title to merchandise passes to the buyer upon acceptance by the carrier. **Inspect all cartons upon delivery.** Details of visible damage should be noted on the delivery receipt. Do not install product if damage is found upon inspection. The carrier should be notified by the buyer to inspect the merchandise, and file a claim immediately. If visible damage is not apparent, sign the delivery receipt "No visible damage." This will allow recourse for a concealed damage claim. Although most claims for transportation

damages must be filed against the carrier within nine months of the date of delivery, concealed damage claims must be filed within 15 days of receipt.

Do not destroy packing materials until shipment has been inspected. Then proceed to file a claim with the carrier.

Failure to make any claims against Nucraft within 10 days shall constitute acceptance of the merchandise and a waiver of any defects, errors or shortages discovered upon inspection.

Cancellations

Cancellations must be reviewed by our Customer Service team. Because we build your products to order, orders cannot be cancelled once processing has begun. If cancellation is approved, a processing fee of 20-100% will be assessed based upon the manufacturing status of the order. Orders for specially constructed or finished products cannot be cancelled once the product is started.

Repair Authorization

Prior written approval is required for repairs of merchandise charged to Nucraft. Failure to do so will result in customer funded repairs.

Payment Terms

Terms of payment consist of a 1% cash discount for payment within 10 days of invoice date or payment of the net amount due within 30 days of the invoice date (1% 10 days, net 30 days). Discount is not allowed on credit card payments.

Credit Card Payments

When paying by credit card (Visa, Mastercard or American Express), include the card number, expiration date, card holder name (printed) and card holder signature on the purchase order. A credit card payment form is available upon request. No cash discount allowed on credit card payments.

Warranty

Nucraft warrants that each piece of furniture it manufactures will be free from defects in materials and workmanship for a period of ten years of single-shift use. Textiles, decorative trim, electrical components, lamps, mechanical devices, casters and custom-made products not described in Nucraft's catalog are warranted for one year from the date of original delivery. This warranty is applicable only if the furniture is given normal and proper care and is properly installed and maintained in an office environment. This warranty extends only to products manufactured and sold in North America and only to original purchasers acquiring new Nucraft products through authorized dealers, or from others specifically authorized by Nucraft to sell its products.

Nucraft's sole obligation under this warranty is to repair or replace, at Nucraft's discretion, products which prove to be defective during the warranty period. Purchasers may be required to establish that a claim is within the warranty period. To initiate a warranty claim, the purchaser should contact an authorized Nucraft dealer.

This warranty does not cover: 1) Damage caused by a carrier 2) COM (Customer's Own Material) specified by the customer that is not a standard product offering 3) Color, grain or texture of wood and other covering materials (due to the natural variations over which Nucraft has no control) 4) Damages resulting from user modification, attachments to a product, misuse, abuse, alteration or negligent use.

Nucraft extends no other warranties, expressed or implied, including warranty of merchantability or fitness for a particular purpose. Nucraft shall not be liable for loss of time, inconvenience, commercial loss, incidental or consequential damages.

Finish Information

Custom Finishes

Nucraft specializes in expert custom finish matching. For a nominal upcharge we can provide custom finishes, and we are frequently asked to match the finishes of other furniture manufacturers. For orders over \$5000 list, a finish sample will automatically be sent for approval prior to entering the order. Additionally, for finishes that appear unusual to match or for customers directly requesting a sample, a finish sample will also be sent for approval prior to entering the order.

Custom finishes requiring colored varnishes to create a painted look can only be applied to Maple veneer and require one extra week in addition to the standard leadtime. Nucraft's standard black finish (G82) can be applied to all Nucraft standard veneers. Walnut is the standard black veneer. Other species must be specified when ordering.

Custom finishes carry a 10% upcharge per item, per finish.

Do not add the finish upcharge to any item that is not wood. Example: casters, ganging connectors.

Treatments

Note: Incoming orders without a treatment specified will default to our standard Gloss treatment.

Gloss: Our standard treatment. Gloss is a durable finish that tends to nicely mask normal wear and leaves wood grain visible to the eye. It achieves a medium gloss open pore appearance (40 – 50 sheen range). Finish numbers preceded by the letter "G" indicate a Gloss finish.

Matte: Like Gloss, Matte is durable, tends to nicely mask normal wear and leaves wood grain visible to the eye. It achieves a low luster, open pore appearance (10 – 20 sheen range). Finish numbers preceded by the letter "M" indicate a Matte finish.

High Gloss: A full filled hand rubbed treatment, High Gloss has a mirror-like appearance (80 – 90 sheen range). High Gloss treatments tend to show wear as well as grain and surface irregularities to a greater degree. Finish numbers preceded by the letter "H" indicate a High Gloss finish. **There is a 10% upcharge per item for a High Gloss finish.**

When viewing a High Gloss finish from certain angles, you may notice subtle rubbing lines, which is characteristic of any rubbed finish treatment. High Gloss treatments are applied to top surfaces only of products up to 50" in height. A Gloss treatment is then applied to all other exposed surface areas.

Since each veneer type responds differently to both types of treatment, all will have a distinctive look and feel when finished. For example, a Walnut veneer with a Gloss treatment will remain much more textured than a Cherry veneer with the same treatment.

About the Wood

All Nucraft veneers are carefully selected for uniformity of color and grain. Still, wood is a natural substance and minor variations may occur due to its own uniqueness. Because of this, the furniture you receive may not be an exact match to our samples.

Nucraft takes great pride in our finish color consistency. However, wood is a natural product that will have color variation within a single piece of furniture, as well as from one piece to the next. Other factors also affect color over time, such as exposure to light (both intensity and duration). For example, lighter finishes cause more variation in colors over time.

In cases where a returning customer wants a precise match with existing furniture, we recommend sending a sample of the existing furniture finish. Please contact Nucraft Customer Service to determine an appropriate sample. This will ensure a finish match between old and new orders. This type of order is considered a control sample. There will be a 10% upcharge on an order of this type. Due to natural aging of veneers, natural finishes may vary.

Care and Maintenance of Wood Finishes

Our finish material is a crystal clear, urethane acrylic blend. This type of finish may be repaired in the field by a qualified refinisher. Contact our Nucraft Customer Service team for detailed touch-up and refinishing instructions.

Nucraft recommends using a damp cloth to clean your fine wood furniture. Always wipe with the grain of the wood. Should your wood furniture require a more thorough cleaning, we recommend using a mild cleaner such as Joy dish soap or Murphy's oil soap, thoroughly diluted in water (one part soap to thirty parts water). Water will not damage Nucraft's finish, but will leave surface spots when it dries. To avoid this, dry the surface with a soft cloth after it is cleaned. Marks that cannot be removed with the cleaning methods above may be able to be removed using naphtha, a mild degreasing solvent.

Caution: while the use of polishes that contain wax, petroleum solvents or silicones may immediately enhance the "shine" of a product, it may also eventually remove the fine original finish applied in our factory. Silicone on the surface of wood may also make it very difficult to respray or refinish.

All Nucraft furniture is inspected and polished before it leaves our factory. In some instances, the packing materials may imprint on the factory polish. Cleaning and polishing the furniture once it is unpacked will normally restore the furniture to its original beauty.

In some cases, the rubber support feet used on the bottom of common office equipment (teleconferencing phones, laptops, microphones, copiers, etc.) can create unsightly marks in the surface of wood tops, due to oxidation of the lacquer finish. We suggest these machines be placed on a protective type of padding, such as felt.

Finish Information

Laminates

Selected WilsonArt laminates are available on Satellite Tables, A/V and Presentation Cart top insets as well as Conference Tables, Conference Room Furniture, Visual Boards and select Occasional Tables. For standard laminate and wood pricing, refer to individual item pricing columns.

Non-Standard Laminates

To order a color other than those on our list (see Page 8), refer to Nevamar, WilsonArt, or Formica standard grade, matte texture or Pionite standard grade, suede texture laminate offerings (excluding manufacturers' non-standard matte offering). **Add \$90 list per item for a non-standard solid, matrix or pattern.** Add 20% per color for woodgrain laminates (includes stained-to-match for remainder of unit to match laminate color). Add one week to the lead-time for all non-standard laminate orders. Call the Nucraft Customer Service team for quotes on premium grades and laminates. Mirror and metal laminates are not available.

Care and Maintenance of Laminate

Laminate surfaces may be cleaned with a damp cloth and ordinary soap or non-abrasive household liquid detergent. Dry the surface with a clean cloth or soft paper towel to prevent streaks from appearing.

Care and Maintenance of Metal

Metal surfaces can be wiped with a damp cloth and rubbed dry. A mild non-abrasive household liquid detergent can be used if necessary. Regular maintenance of metal components, including tightening of fasteners and light lubrication of moving parts, will extend the life of your furniture.

Care and Maintenance of Glass

Clear or frosted glass may be cleaned with commercial glass cleaner. Be sure to use a lint-free cloth if cleaning the frosted side of the glass.

Care and Maintenance of Stone

Marble: Marble is porous and stains easily. Wipe off anything spilled on marble immediately. Occasionally wash marble surfaces with lukewarm water and wipe dry with a clean cloth. To avoid leaving streaks, wipe surface with a damp chamomis. Should your marble surfaces require a more thorough cleaning, wash with a mild household liquid detergent solution, rinse and wipe dry. A light coat of wax will protect the surface of marble but is not considered essential. If wax is applied, it should be a colorless wax.

Granite: Granite surfaces may be cleaned with a damp cloth and ordinary soap or non-abrasive household liquid detergent. Dry the surface with a clean cloth or soft paper towel to prevent streaks from appearing.

Care and Maintenance of Leather

Genuine leather requires very little care. Nucraft recommends that leather be dusted regularly. If a more thorough cleaning is needed, use lukewarm water and a mild, non-abrasive soap. Generate some lather and lightly rub the surface with cheesecloth. Rinse off any soap film with clean water and towel dry. The leather may dry dull. To restore the leather to a normal gloss, rub it with a clean towel. Never use furniture polish, oil, varnish or ammonia. Saddle soap may be used to prevent the leather from becoming brittle or cracked and to maintain the original supple finish.

Touch Up Finish Kits

Model #	Description	Price
KIT-M	Metal Kit	80
KIT-P	Paint Kit	80
KIT-S	Stain Kit	80

REQUIRED INFORMATION: (ORDER CANNOT BE ENTERED WITHOUT THIS INFORMATION)

- Kit model number
- Quantity of kits
- Specify finish (See Page 8)

General Information:

- Touch-up kits must be ordered on a purchase order separate from Nucraft product due to Hazmat shipping

Surface Materials

WOOD FINISHES

	Standard Veneer			Double Cut Veneer	
	Matte	Gloss default finish	High Gloss 10% upcharge per item	Matte	Gloss
Maple					
Natural Maple	M60*	G60*	H60*	M2260	G2260
Amber Maple	M64	G64	H64	M2264	G2264

*Not available on Fleet

Cherry

Copper Cherry	M92	G92	H92	M2292	G2292
Auburn Cherry	M93	G93	H93	M2293	G2293
Spring Cherry	M95	G95	H95	M2295	G2295
CoCo Cherry	M96	G96	H96	M2296	G2296
Woodford Cherry	M98	G98	H98	M2298	G2298
Cordovan Cherry	M99	G99	H99	M2299	G2299

Walnut

Sierra Walnut	M14	G14	H14	M2214	G2214
Natural Walnut	M25	G25	H25	M2225	G2225
Mocha Walnut	M33	G33	H33	M2233	G2233
Marron Walnut	M35	G35	H35	M2235	G2235
Cafe Walnut	M36	G36	H36	M2236	G2236
Castano Walnut	M37	G37	H37	M2237	G2237
Onyx Walnut	M82	G82	n/a	M2282	G2282

Oak

Light Flat Cut Oak	M52	G52	n/a	M2252	G2252
Sorrel Flat Cut Oak	M54	G54	n/a	M2254	G2254
Mocha Flat Cut Oak	M56	G56	n/a	M2256	G2256

Light Rift Cut Oak**	M53	G53	n/a		
Sorrel Rift Cut Oak**	M55	G55	n/a		
Mocha Rift Cut Oak**	M57	G57	n/a		

**Not available on Camelot, Diamante, Eased Edge, Legere, Paragon, and Plaza.

Quartered Figured Anigre (Premium)***

Golden Qtrd. Figured Anigre	M15	G15	H15		
Copper Qtrd. Figured Anigre	M16	G16	H16		
Natural Qtrd. Figured Anigre	M17	G17	H17		

***Available only on Centric, Neos Conference, Tavola and Flow.

English Sycamore (Premium)****

Ashen English Sycamore	M40	G40	H40		
Slate English Sycamore	M42	G42	H42		

****Available only on Talis.

Black Limba (Premium)****

Sable Black Limba	M71	G71	H71		
Morel Black Limba	M73	G73	H73		

****Available only on Talis.

PLEASE NOTE: Additional product specific material selections are listed, where applicable, in the Required Information section of each product.

PAINTS

Pearl	S80
Graphite	SGR
Nickel	S43
Black	S44

STONE TOPS

Absolute Black	AB-7-D
Vittoria Gold	VG-6-D
Black Impala	BI-5-D

Available only on select Occasional Tables and Flow. Stone orders may affect lead times. Please contact customer service for details.

3mm POLYPROPYLENE EDGE (FLOW, FLEET AND SABER TRAINING ONLY)

Nickel	R43†
Black	R44
Graphite	RGR
Frosty White	RFW

†Not an exact match between Powder Coat and 3mm Edge colors

PVC EDGE COLORS (SATELLITE AND DUOMO ONLY)

Porcelain	V-250
Maritime Gray	V-627
Black Pearl	V-614
Black	V-653

WOOD GRAINED LAMINATES

Wood Grained Laminates		Matching Wood Finish
Limber Maple	10734-60	M-1073
Monticello Maple	7925-38	M-7925
Wild Cherry	7054-60	M-7054
Jewel Mahogany	WY351-H	G-WY351
Witchcraft	WX421-H	G-WX421

Wood grained laminates are not available on multiple piece conference tables.

Laminates

Frosty White	1573-60
White Sand	D403-60
Wallaby	D439-60
Mission Stucco	4850-38
Mission Smoke	4847-38
Shadow Zephyr	4857-60
Crisp Zephyr	4858-60
Desert Zephyr	4841-60
Canyon Zephyr	4842-60
Twilight Zephyr	4845-60
Sheer Mesh	4876-38
Grey Mesh	4877-38
Pewter Mesh	4878-38
Windswept Pewter	4795-60
Windswept Bronze	4794-60
Silicon EV	4811-60
Titanium EV	4810-60
Nickel EV	4813-60
Carbon EV	4820-60
Tungston EV	4814-60
Black	1595-60

Visual Boards & Easel Fabric

GUILFORD OF MAINE-LIDO FABRICS

Applies to Visual Board Tackboards and Easels

Hermosa	2858-010
Green Bay	2858-013
Moonstone	2858-015
Balboa	2858-019
Cape May	2858-023
Oak Bluffs	2858-024
Newport	2858-030
Smith Point*	2858-031
Sand Hill	2858-033
Huntington	2858-036
Padre	2858-052
Pine Valley	2858-054
Huron	2858-055
Rushmore	2858-057
Napa Valley	2858-062
Heartland	2858-064
Bryce Canyon	2858-065
Yellowstone	2858-067

*Default fabric

GRADED FABRIC PROGRAM

Top quality upholstery and fabrics have been graded into the price list. We work with various distributors and now offer a larger selection of fabrics. For a current list of graded-in manufacturers, check our website at www.nucraft.com

NET PRICE PER YARD N U C R A F T G R A D E

\$19.99 and below	A
\$20.00 - 29.99	B
\$30.00 - 39.99	C
\$40.00 - 49.99	D
\$50.00 - 59.99	E
\$60.00 - 69.99	F
\$70.00 - 79.99	G
\$80.00 and above: contact Nucraft Customer Service	

For additional information on our graded-in fabrics program, please go to www.nucraft.com.

COM Specification for Visual Boards & Easels

For COM orders please include the following:

- Name of customer
- Customer's purchase order number
- Model number and quantity of piece(s) to be covered
- Specify right-way or railroad application (railroad is the default if no selection is made)
- If fabric is a stripe or pattern, specify vertical or horizontal application
- Supplier's name, material number and description

YARDAGE ESTIMATING

All yardages in the price list are based on 54" wide plain (no match) fabric. The following is a guide for fabrics that are less than 54" wide or have a pattern match.

Fabric Less Than 54" Wide

For 50" wide fabrics allow 10% additional fabric
 For 48" wide fabrics allow 15% additional fabric
 For 45" wide fabrics allow 20% additional fabric
 For 36" wide fabrics allow 50% additional fabric

For Pattern Match Fabrics

3" to 14" repeat allow 15% additional fabric
 15" to 19" repeat allow 20% additional fabric
 20" to 27" repeat allow 25% additional fabric
 28" to 36" repeat allow 30% additional fabric

Nucraft may add a charge for sewing, cutting and matching unusual COM or COL materials to cover additional costs. Call customer service for pricing.

It is the sole responsibility of the customer to determine that the fabric is appropriate for the application in which it will be used.

Once COM/COL is accepted, Nucraft assumes no responsibility for its overall appearance, flammability, normal durability, color fastness or any other quality after upholstered on a Nucraft product beyond our normal quality standards.

The fabric should be sent to the following address:

Nucraft Furniture Company
 5151 West River Drive
 Comstock Park, MI 49321
 Attn: Order Processing

Bench Fabric

GRADED FABRIC PROGRAM

Top quality upholstery and fabrics have been graded into the price list. We work with various distributors and now offer a larger selection of fabrics. For a current list of graded-in manufacturers, check our website at www.nucraft.com

NET PRICE PER YARD	NUCRAFT GRADE
\$19.99 and below	A
\$20.00 - 29.99	B
\$30.00 - 39.99	C
\$40.00 - 49.99	D
\$50.00 - 59.99	E
\$60.00 - 69.99	F
\$70.00 - 79.99	G
\$80.00 and above: contact Nucraft Customer Service	

For additional information on our graded-in fabrics program, please go to www.nucraft.com.

FIRE RESISTANCE

All Nucraft benches incorporating upholstery fabrics meet California Technical Bulletin 116/117 and BIFMA X5.7 - Voluntary Upholstered Furniture Flammability Standard for Non-Residential, Non-Live-In Occupancies.

COM LEATHER SPECIFICS

The following is a guide for specifying leather requirements. The guide is based on the following general information.

A full "domestic" hide is approximately 50-60 square feet. A specialty or calf hide is approximately 35 square feet. Of this footage there are various non-usable areas included in the hide's size. Conversion of fabric yardage to leather is approximately 1 yard = 18 square feet.

Bench Requirements

48" benches will require 1/2 domestic hide or 1 full calf hide.

60" benches will require 1 domestic hide or 2 calf hides.

72" benches will require approximately 1 full domestic hide or 3 calf hides.

The boxing around the seat, if required, will have 4-6 seams that will be placed aesthetically based on the yield and usable remains of the hides.

Specification Tools

Computer Aided Planning

Nucraft products and pricing are available on CD via CAP (Computer Aided Planning), a product of 20 20 Technologies.

Cap Studio is an integrated software system developed specifically for interior designers and facility planners to enhance workplace performance. This modern suite of applications works together seamlessly, in concert. Navigate catalogs, select products, design in plan view and 3D, assign options, create worksheets and build a project where you want, when you want. Take your pick. It's dynamic and interactive. Design projects are a work in progress. And now you can perform any of the many discrete tasks that go into a project any time, any place.

For additional information you may contact 20 20 direct at 800-227-0038.

iSpec®

Nucraft offers a free online product configuration and specification service that saves you time and allows you to be creative while leaving the nuts and bolts to someone else. No specific software is required, nor is there any learning curve. This service applies to all Nucraft products. For additional information, call 1-877-NUCRAFT and ask for the iSpec Team or log on to www.nucraft.com/ispec.



Environmental Statement

Environmental Options

Nucraft is committed to supporting responsible environmental policies and practices in all that we do. We strive for sustainability, weighing our business decisions against the costs to the ecological, social and economic systems they affect.

Our products are manufactured to meet one or more of the following credit requirements of the U.S. Green Building Council's LEED rating systems:

Recycled Content

LEED Credit MR 4.1

Requirement: The sum of post-consumer recycled content plus 1/2 (one-half) of the pre-consumer content shall constitute at least 10% of the product (by weight).

LEED Credit MR 4.2

Requirement: The sum of post-consumer recycled content plus 1/2 (one-half) of the pre-consumer content shall constitute at least 20% of the product (by weight).

All standard Nucraft products consist of a high percentage of recycled content that far exceed the LEED requirements and vary by product line. For exact percentages, download the Environmental Statements for each respective product line at www.nucraft.com.

Rapidly Renewable Materials

LEED Credit MR 6

Requirement: Products shall consist of at least 5% (by weight) of materials made from plants that are typically harvested within a 10-year or shorter cycle.

Nucraft offers all wood products with an optional Rapidly Renewable construction to meet the LEED requirement for Rapidly Renewable content.

Contact Nucraft Customer Service for details on how to order products with this construction. For exact percentages of Rapidly Renewable content by product line, download the Environmental Statements for each respective product line at www.nucraft.com.

Certified Wood

LEED Credit MR 7

Requirement: Products shall consist of at least 50% (by weight) of materials that are certified in accordance with the Forest Stewardship Council's Principles and Criteria.

Nucraft is a Forest Stewardship Council (FSC)-certified manufacturing facility and offers all wood products with an optional FSC-certified construction to meet the LEED requirement for Certified Wood. Contact Nucraft Customer Service for details on how to order products with this construction. For exact percentages of Certified Wood by product line, download the Environmental Statements for each respective product line at www.nucraft.com.

Low-Emitting Materials - Systems Furniture and Seating

LEED Credit EQ 4.5

Requirement: All systems furniture and seating that was manufactured, refurbished or refinished within one year prior to occupancy must meet the ANSI/BIFMA M7.1-2007 and ANSI/BIFMA X7.1-2007.

All Nucraft conference tables, training tables, and Aerial casegoods satisfy LEED Credit EQ 4.5 as they have been certified to the stringent ANSI/BIFMA X7.1-2007 Furniture Emissions Standard.

Certified Products 100% - Type I Environmental Label

Pilot Credit MR 43

Requirement: BIFMA level™ certified products qualify for Pilot Credit 43.

Forte® Contemporary

Forte® Contemporary


Overview

TOPS

Page 214-217



Round



Racetrack



Rectangle



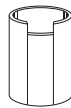
Boat



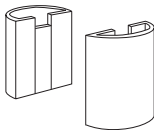
Sight Line

BASES

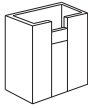
Pages 214-217



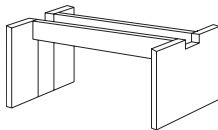
Cylinder Base



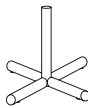
Half-Cylinder Base



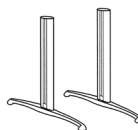
Rectangle Base



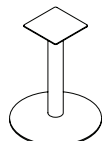
Panel Base



Tubular Metal Base



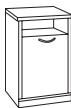
T-Leg



Round Metal Base

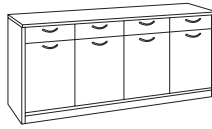
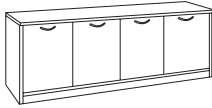
PHONE STANDS

Page 220



CREDENZAS

Page 220



BOOKCASES

Page 221



Forte® Contemporary

Overview continued

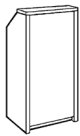
SERVER

Page 222



LECTERNS

Page 223



EASELS

Page 223



FLOW

FORTE

NEOS CONFERENCE

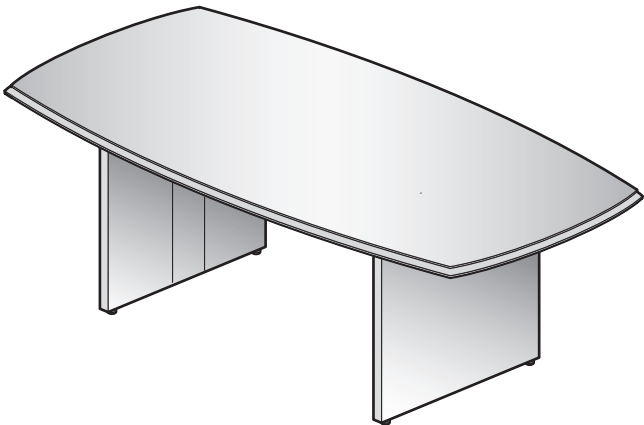
PERFORMANCE CREDENZAS

SABER

TAVOLA

Section Contents

- Location Options for Power Components
- Wire Management Openings
- Base Dimensions
- Floor Monument Locations



Power Option — Top Shape Availability

The power and voice/data components available on specific top shapes.

Options:	Round	Racetrack	Rectangle	Boat	Sight Line
Power Center*		•	•	•	•
Perimeter Power*		•	•	•	•
Power Cove	•	•	•	•	•
PowerPUP	•	•	•	•	•
Round Grommet	•	•	•	•	•

*Only available on 96" or longer tops.

Power Option — Base Style Availability

The power and voice/data components available on specific table base styles.

Options:	Cylinder	Half-Cylinder	Panel	T-Leg	Rectangle
Power Center*		•	•	•	•
Perimeter Power*	•	•	•	•	•
Power Cove	•	•	•	•	•
Power PUP	•	•	•	•	•
Round Grommet	•	•	•	•	•

*Only available on 96" or longer tops.

Note: Queen Anne and Tubular Metal Bases are not wire management capable.

Location Options for Power Cove

(Cylinder Bases, Panel Bases, Rectangle and Half Cylinder)



Base



Power Cove

- Note the order quantity required for each location option.
- Illustrations show all potential power option locations.

Plan Views



42-60" Round



84-120" Racetrack, Rectangle, Boat, or a 120" Sight Line



144-192" Racetrack, Rectangle, Boat or Sight Line



216-240" Racetrack, Rectangle or Boat (2 piece)



240" Racetrack, Rectangle or Boat (3 piece)

Product Specification

Power Cove	Location	Order Qty.
PC-37	Two near center and one at each end (tables 144" and longer)	4
PC-39	Six symmetrically spaced (tables 216" and longer)	6
PC-40	Two near center	2
PC-43	One at each end	2
PC-47	One at center (tables 120" and shorter)	1
PC-53	One at narrow end (Sight Line tables only)	1
PC-54	One at wide end (Sight Line tables only)	1

Forte® Planning

Location Options for PowerPUP and Grommets

(Cylinder, Half-Cylinder, Panel Bases, and Rectangle)

- Base
- Power Option

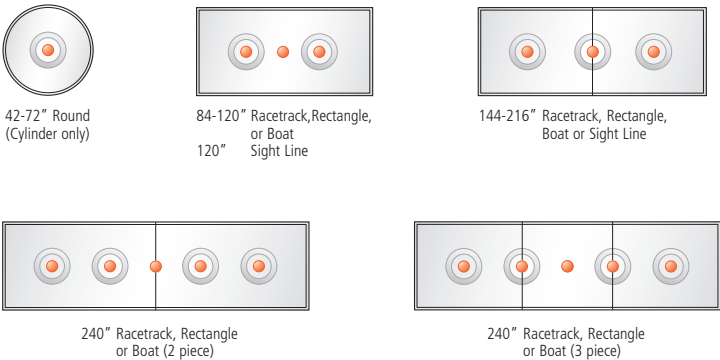
- Note the order quantity required or each location option.
- Illustrations show all potential power option locations.

Location Options for PowerPUP and Grommet

(T-Leg)

- T-Leg
- Power Option

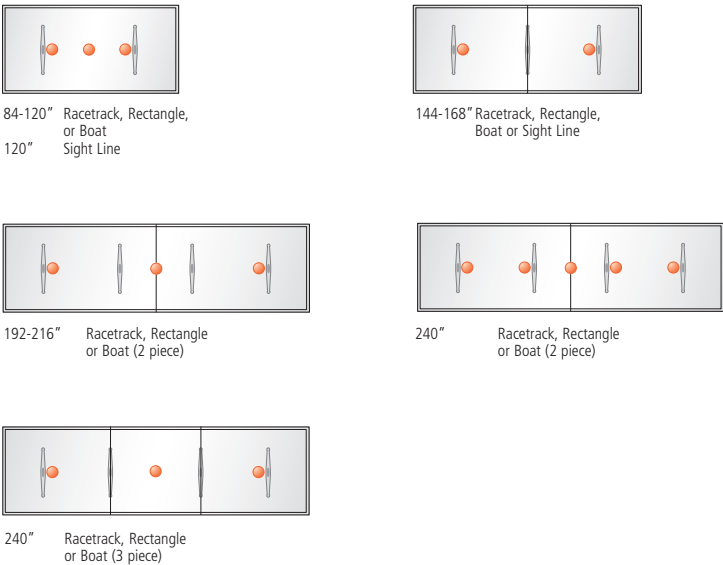
Plan Views



Product Specification

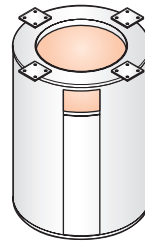
PowerPUP	Round Grommets	Location	Order Qty.
PP-43	GR-43	One at each end	2
PP-44	GR-44	One at center and one at each end	3
PP-47	GR-47	One at center	1
PP-48	GR-48	One at one end	1
PP-49	GR-49	One at center and one at one end	2
PP-50	GR-50	Over center two bases (240" tables only)	2
PP-52	GR-52	Four symmetrically spaced (240" tables only)	4
PP-53	GR-53	One at narrow end (Sight Line only)	1
PP-54	GR-54	One at wide end (Sight Line only)	1
PP-55	GR-55	One at narrow end and one at center (Sight Line only)	2
PP-56	GR-56	One at wide end and one at center (Sight Line only)	2

Plan Views

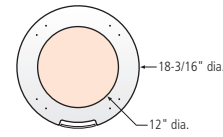


Wire Management Openings

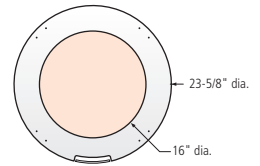
Cylinder Base



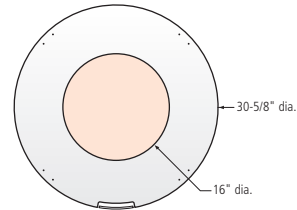
18"



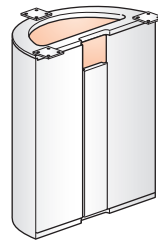
24"



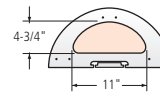
30"



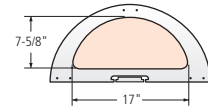
Half-Cylinder Base



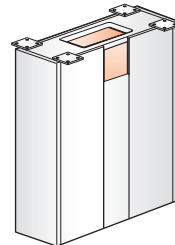
18"



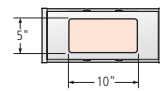
24"



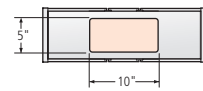
Rectangle Base



18"

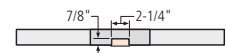
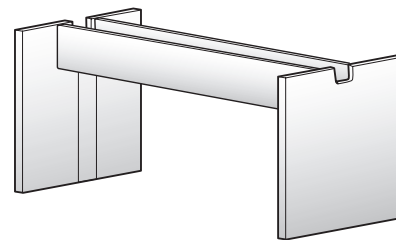


24"

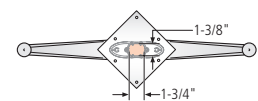
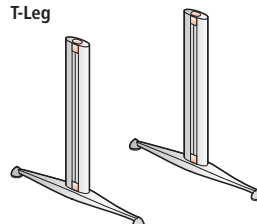


*Center base will have grommet opposite of door for wire pass-through

Panel Base



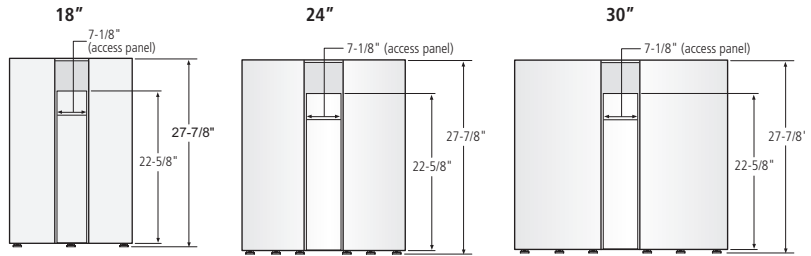
T-Leg



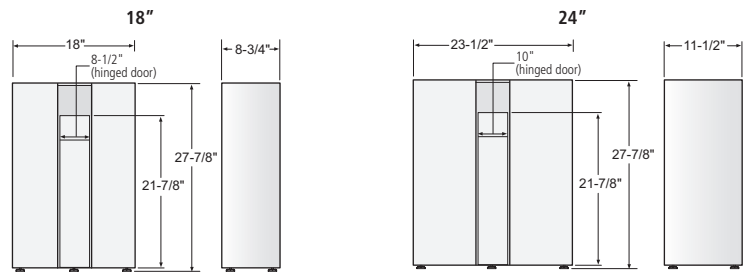
Forte® Planning

Base Dimensions

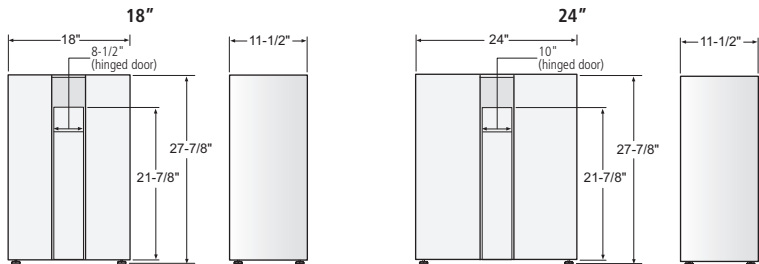
Cylinder Base



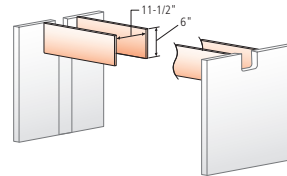
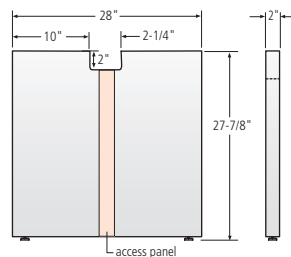
Half-Cylinder Base



Rectangle Base

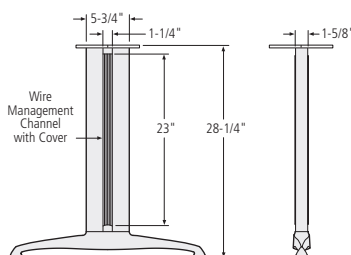


Panel Base



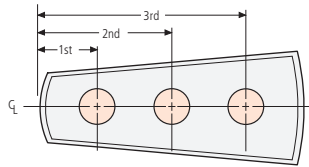
Note: End Panel notch on Panel Bases increases to 10-1/2" W x 5" H when Power Cove specified over table end.

T-Leg



Note: Wires can only be routed through the wire management channel. There is no outlet hole in the top plate or bottom portion of the base.

Floor Monument Locations



Sight Line

(Cylinder, Half-Cylinder, and Rectangle Bases)

Table Size (inches)	Center of 1st Base	Center of 2nd Base	Center of 3rd Base
120 x 30/60	23-7/8	89-7/8	
144 x 30/60	23-7/8	71-7/8	113-7/8
168 x 30/60	23-7/8	83-7/8	137-7/8
192 x 30/60	23-7/8	95-7/8	161-7/8
216 x 30/60	23-7/8	107-7/8	185-7/8

Sight Line

(Panel Bases)

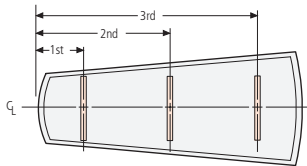
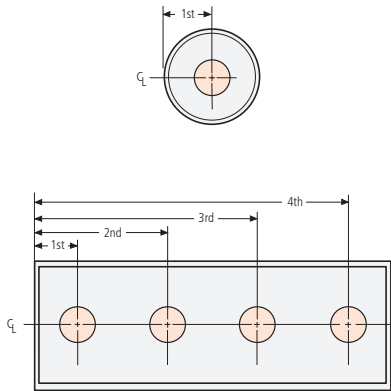


Table Size (inches)	Center of 1st Base	Center of 2nd Base	Center of 3rd Base
120 x 30/60	23-7/8	89-7/8	
144 x 30/60	23-7/8	71-7/8	113-7/8
168 x 30/60	23-7/8	83-7/8	137-7/8
192 x 30/60	23-7/8	95-7/8	161-7/8
216 x 30/60	23-7/8	107-7/8	185-7/8

Forte® Planning

Floor Monument Locations



Round, Racetrack, and Rectangle

(Cylinder, Half-Cylinder and Rectangle Bases)

Table Size (inches)	Center of 1st Base	Center of 2nd Base	Center of 3rd Base	Center of 4th Base
42 diam.	21			
48 diam.	24			
54 diam.	27			
60 diam.	30			
72 diam.	36			
84 x 42	20-7/8	62-7/8		
96 x 48	23-7/8	71-7/8		
120 x 48	23-7/8	95-7/8		
144 x 48	23-7/8	71-7/8	119-7/8	
144 x 60	29-7/8	71-7/8	113-7/8	
168 x 48	23-7/8	83-7/8	143-7/8	
168 x 60	29-7/8	83-7/8	137-7/8	
192 x 48	23-7/8	95-7/8	167-7/8	
192 x 60	29-7/8	95-7/8	161-7/8	
216 x 48	23-7/8	107-7/8	191-7/8	
216 x 60	29-7/8	107-7/8	185-7/8	
240 x 48	26-7/8	88-7/8	150-7/8	212-7/8
240 x 60	26-7/8	88-7/8	150-7/8	212-7/8

Racetrack and Rectangle

(Panel Base)

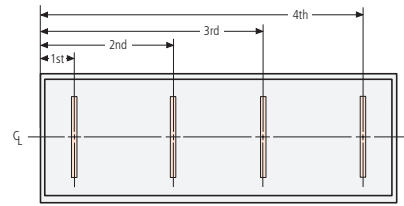


Table Size (inches)	Center of 1st Base	Center of 2nd Base	Center of 3rd Base	Center of 4th Base
84 x 42	20-7/8	62-7/8		
96 x 48	23-7/8	71-7/8		
120 x 48	23-7/8	95-7/8		
144 x 48	23-7/8	71-7/8	119-7/8	
144 x 60	23-7/8	71-7/8	119-7/8	
168 x 48	23-7/8	83-7/8	143-7/8	
168 x 60	23-7/8	83-7/8	143-7/8	
192 x 48	23-7/8	95-7/8	167-7/8	
192 x 60	23-7/8	95-7/8	167-7/8	
216 x 48	23-7/8	107-7/8	191-7/8	
216 x 60	23-7/8	107-7/8	191-7/8	
240 x 48	26-7/8	88-7/8	150-7/8	212-7/8
240 x 60	20-7/8	86-7/8	152-7/8	218-7/8

Racetrack and Rectangle

(T-Leg)

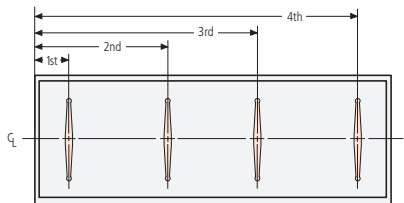
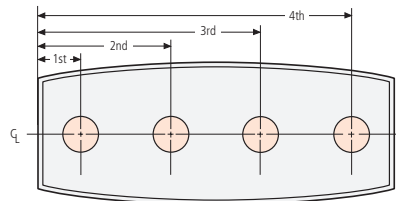


Table Size (inches)	Center of 1st Base	Center of 2nd Base	Center of 3rd Base	Center of 4th Base
84 x 42	13-7/8	69-7/8		
96 x 48	16-7/8	78-7/8		
120 x 48	16-7/8	102-7/8		
144 x 48	16-7/8	71-7/8	126-7/8	
144 x 60	22-7/8	71-7/8	120-7/8	
168 x 48	16-7/8	83-7/8	150-7/8	
168 x 60	22-7/8	83-7/8	144-7/8	
192 x 48	16-7/8	71-7/8	119-7/8	174-7/8
192 x 60	22-7/8	73-7/8	117-7/8	168-7/8
216 x 48	16-7/8	79-7/8	135-7/8	198-7/8
216 x 60	22-7/8	81-7/8	133-7/8	192-7/8
240 x 48	19-7/8	82-7/8	158-7/8	219-7/8
240 x 60	19-7/8	82-7/8	158-7/8	219-7/8

Floor Monument Locations



Boat

(Cylinder, Half-Cylinder and Rectangle Bases)

Table Size (inches)	Center of 1st Base	Center of 2nd Base	Center of 3rd Base	Center of 4th Base
84 x 32/48	20-7/8	62-7/8		
96 x 36/48	23-7/8	71-7/8		
120 x 36/48	23-7/8	95-7/8		
144 x 32/54	23-7/8	71-7/8	119-7/8	
168 x 34/54	23-7/8	83-7/8	143-7/8	
192 x 48/60	23-7/8	95-7/8	167-7/8	
216 x 48/60	29-7/8	107-7/8	185-7/8	
240 x 48/60	26-7/8	88-7/8	150-7/8	212-7/8

Boat

(Panel Bases)

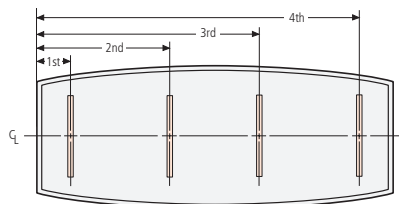


Table Size (inches)	Center of 1st Base	Center of 2nd Base	Center of 3rd Base	Center of 4th Base
84 x 32/48	23-7/8	62-7/8		
96 x 36/48	23-7/8	71-7/8		
120 x 36/48	23-7/8	95-7/8		
144 x 32/54	23-7/8	71-7/8	119-7/8	
168 x 34/54	23-7/8	83-7/8	143-7/8	
192 x 48/60	23-7/8	95-7/8	167-7/8	
216 x 48/60	20-7/8	86-7/8	152-7/8	
240 x 48/60	20-7/8	88-7/8	150-7/8	218-7/8

Boat

(T-Leg)

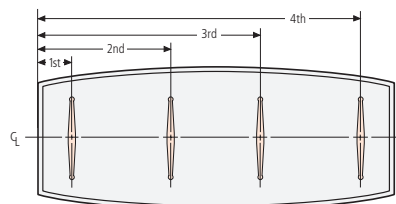



Table Size (inches)	Center of 1st Base	Center of 2nd Base	Center of 3rd Base	Center of 4th Base
84 x 32/48	13-27/32	69-29/32		
96 x 36/48	16-27/32	78-29/32		
120 x 36/48	16-27/32	102-29/32		
144 x 32/54	16-27/32	71-7/8	126-29/32	
168 x 34/54	16-27/32	83-7/8	150-29/32	
192 x 48/60	16-27/32	71-7/8	119-7/8	174-29/32
216 x 48/60	22-27/32	81-7/8	133-7/8	192-29/32
240 x 48/60	19-27/32	88-7/8	150-7/8	219-29/32

Forte® Contemporary Tops & Bases

- Self Edge

Round	Model #	Diameter	Top Sections	Recommended	Price		
				Seating	Cylinder	Tubular Base	Round Metal Base
				Capacity	-FW	-FSB	-RMB
	FR-42-SE	42	1	4	2094	1693	1766
	FR-48-SE	48	1	5	2481	2036	2117
	FR-54-SE	54	1	6	2940	2448	2537
	FR-60-SE	60	1	6	3354	2822	2927
	FR-72-SE	72	2	8	4424	3885	-

Options:
 Inset Laminate top: Add **-P** Specify laminate selection
 Power & Data Options: See Pages 218-219

REQUIRED INFORMATION: (ORDER CANNOT BE ENTERED WITHOUT THIS INFORMATION)

- Choose Wood Species & Finish: See Page 8. (Available in Oak, Rift-Cut Oak, Maple, Cherry & Walnut)
- Choose laminate if **-P** option is selected. See Page 8

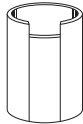
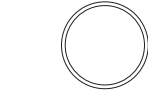
Self-Edge



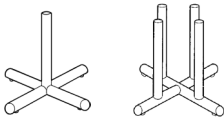
SE - Self-Edge

General Information:

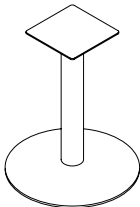
- Suggested seating capacity based on 27" per person
- Tubular and Round Metal Bases do not have wire management capabilities or power options
- When ordering Tubular Bases, 42" and 48" round tops receive single post bases; tops larger than 48" receive four post bases
- 72" round tops include a sub-top



FW-Cylinder Base




FSB-Tubular Base



RMB-Round Metal Base

Forte® Contemporary Tops & Bases

- Shaped Edge

Round	Model #	Diameter	Top Sections	Capacity	Price		
					Recommended Seating	Cylinder	Round Metal Base
						-FW	-FSB
	FR-42	42	1	4		3028	2627
	FR-48	48	1	5		3665	3220
	FR-54	54	1	6		4432	3940
	FR-60	60	1	6		5157	4625
	FR-72	72	2	8		7209	6670

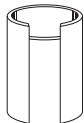
Options:

Inset Laminate top:

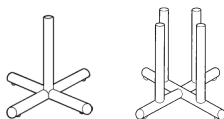
Power & Data Options:

Add **-P** Specify laminate selection

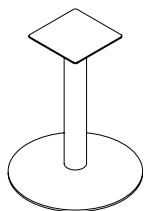
See Pages 218-219



FW-Cylinder Base



FSB-Tubular Base



RMB-Round Metal Base

REQUIRED INFORMATION: (ORDER CANNOT BE ENTERED WITHOUT THIS INFORMATION)

- Choose Wood Species & Finish: See Page 8. (Available in Oak, Rift-Cut Oak, Maple, Cherry & Walnut)
- Choose laminate if **-P** option is selected. See Page 8
- Choose edge profile:

Contemporary and Transitional Edges



OV - Oval



CR - Crown




RB-Reverse Bevel


General Information:


- Veneer tops are 1-1/4" thick with 1-1/8" deep solid hardwood edge
- Suggested seating capacity based on 27" per person
- Tubular and Round Metal Bases do not have wire management capabilities or power options
- When ordering Tubular Bases, 42" and 48" round tops receive single post bases; tops larger than 48" receive four post bases.
- 72" round tops include a sub-top


Forte® Contemporary Tops & Bases

- Shaped Edge

Racetrack	Model #	L x W	Base Qty.	Top Sections	Recommended Seating Capacity	Price				
						Cylinder	Half-Cylinder	Rectangle	Panel	T-Legs
						-FW	-FH	-FR	-FP	-DB
	FO-84	84 x 42	2	1	8	5342	5074	5342	5074	4532
	FO-96	96 x 48	2	1	8	6518	6227	6518	6227	5636
	FO-120	120 x 48	2	1	10	8077	7753	8077	7753	7097
	FO-144	144 x 48	3	2	12	10971	10445	10971	10445	9379
	FO-144-60	144 x 60	3	2	14	13561	12982	13561	12982	11809
	FO-168	168 x 48	3	2	14	11998	11466	11998	11466	10389
	FO-168-60	168 x 60	3	2	16	14958	14373	14958	14373	13188
	FO-192	192 x 48	3	2	16	12912	12380	12912	12380	11303
	FO-192-60	192 x 60	3	2	18	16215	15630	16215	15630	14445
	FO-216	216 x 48	3	2	18	14739	14172	14739	14172	13024
	FO-216-60	216 x 60	3	2	20	18624	18001	18624	18001	16738
	FO-240	240 x 48	4	2	18	17489	16717	17489	16717	16018
	FO-240-60	240 x 60	4	2	20	21974	21125	21974	21125	20356
	FO-240-3	240 x 48	4	3	18	17489	16717	17489	16717	16018
	FO-240-603	240 x 60	4	3	20	21974	21125	21974	21125	20356

Rectangle	Model #	L x W				-FW	-FH	-FR	-FP	-DB
	FT-84	84 x 42	2	1	8	5067	4799	5067	4799	4257
	FT-96	96 x 48	2	1	8	6160	5869	6160	5869	5278
	FT-120	120 x 48	2	1	10	7611	7287	7611	7287	6631
	FT-144	144 x 48	3	2	12	10391	9865	10391	9865	8799
	FT-144-60	144 x 60	3	2	14	12800	12221	12800	12221	11048
	FT-168	168 x 48	3	2	14	11337	10805	11337	10805	9728
	FT-168-60	168 x 60	3	2	16	14085	13500	14085	13500	12315
	FT-192	192 x 48	3	2	16	12176	11644	12176	11644	10567
	FT-192-60	192 x 60	3	2	18	15238	14653	15238	14653	13468
	FT-216	216 x 48	3	2	18	13873	13306	13873	13306	12158
	FT-216-60	216 x 60	3	2	20	17472	16849	17472	16849	15586
	FT-240	240 x 48	4	2	18	16523	15751	16523	15751	15052
	FT-240-60	240 x 60	4	2	20	20685	19836	20685	19836	19067
	FT-240-3	240 x 48	4	3	18	16523	15751	16523	15751	15052
	FT-240-603	240 x 60	4	3	20	20685	19836	20685	19836	19067

Boat	Model #	L x W				-FW	-FH	-FR	-FP	-DB
	FB-84	84 x 32/48	2	1	8	5873	5596	5873	5596	5035
	FB-96	96 x 36/48	2	1	8	6557	6266	6557	6266	5675
	FB-120	120 x 36/48	2	1	10	8129	7805	8129	7805	7149
	FB-144	144 x 40/54	3	2	12	12242	11692	12242	11692	10578
	FB-168	168 x 42/54	3	2	14	13451	12896	13451	12896	11771
	FB-192	192 x 48/60	3	2	16	16323	15738	16323	15738	14553
	FB-216	216 x 48/60	3	2	18	18752	18129	18752	18129	16866
	FB-240	240 x 48/60	4	2	18	22117	21268	22117	21268	20499
	FB-240-3	240 x 48/60	4	3	18	22117	21268	22117	21268	20499

Sight Line	Model #	L x W			-FW	-FH	-FR	-FP	-DB	
	FA-120	120 x 30/60	2	1	11	9425	9069	9425	9069	-
	FA-144	144 x 30/60	3	2	13	12800	12221	12800	12221	-
	FA-168	168 x 30/60	3	2	15	14085	13500	14085	13500	-
	FA-192	192 x 30/60	3	2	17	15238	14653	15238	14653	-
	FA-216	216 x 30/60	3	2	19	17472	16849	17472	16849	-

Options:

Inset Laminate top:
Power & Data Options:

Add -P Specify laminate selection
See Pages 218-219

REQUIRED INFORMATION: (ORDER CANNOT BE ENTERED WITHOUT THIS INFORMATION)

- Choose Wood Species & Finish: See Page 8. (Available in Oak, Rift-Cut Oak, Maple, Cherry & Walnut)
- Choose laminate if -P option is selected. See Page 8
- Choose edge profile:

Contemporary and Transitional Edges



OV - Oval



CR - Crown

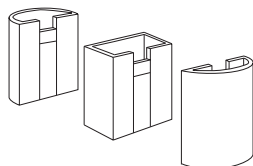


RB-Reverse Bevel

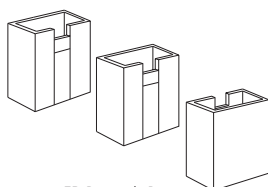
General Information:

- Veneer tops are 1-1/4" thick with 1-1/8" deep solid hardwood edge
- All bases except T-Legs feature wire access door
- Center Cylinder base(s) have a grommet opposite the wire access door for wire pass through
- Panel bases with Sight Line tops use the same bases used for a 48" wide top
- Panel bases feature a wire pass-through in the top
- T-legs have vertical, removeable plastic covers and are not available on Sight Line tables

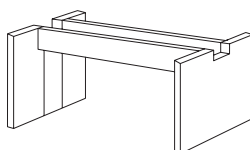
FW-Cylinder Base



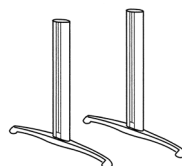
FH-Half Cylinder Base



FR-Rectangle Base

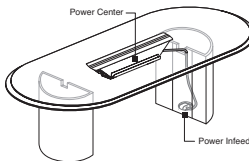


FP-Panel Base



DB-T-Leg

Forte® Contemporary Power & Data Options

				Simplex Receptacles	RJ-11 (Voice)	RJ-45 (Data)	Double Gang Cutouts	
Power Center	Model #	Quantity & Length						Price
	Wood Doors							
	WPC-96	1	30	8	2	2	1	2952
	WPC-120	1	40	8	2	2	1	2952
	WPC-144	2	30	16	4	4	2	5904
	WPC-168	2	40	16	4	4	2	5904
	WPC-192	2	40*	16	4	4	2	5904
	WPC-216	2	40*	16	4	4	2	5904
	WPC-240	2	40	16	4	4	2	5904
	WPC-240-3	3	30	24	6	6	3	8856

Metal Doors

MPC-96	1	30	8	2	2	1	2952
MPC-120	1	40	8	2	2	1	2952
MPC-144	2	30	16	4	4	2	5904
MPC-168	2	40	16	4	4	2	5904
MPC-192	2	40*	16	4	4	2	5904
MPC-216	2	40*	16	4	4	2	5904
MPC-240	2	40	16	4	4	2	5904
MPC-240-3	3	30	24	6	6	3	8856

*192" and 216" Forte Conference Tables with T-Leg Bases are equipped with 30" Power Centers.

Options:

Plug-in Infeed:

Add **-P** Hardwire In-feed standard unless **-P** option selected

Chicago Electric:

Add **-CHI** Deduct \$887 for 96"-120" tables

Deduct \$1772 for 144"-240" tables

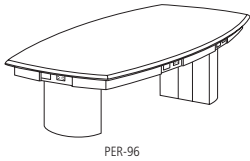
The city of Chicago may require hardwiring of components and may not allow the use of standard modular power systems. A junction box will be provided when ordering the **-CHI** option.

REQUIRED INFORMATION: (ORDER CANNOT BE ENTERED WITHOUT THIS INFORMATION)

- Choose Model Number: (Must correspond with table length)
- Choose Metal Door finish if Metal Doors are specified: Nickel (A43), Metallic Silver (A47), Graphite (AGR) or Black (A44)

General Information:

- Available on all Racetrack, Rectangle, Boat, and Sight Line tops
- Not available with Cylinder or Tubular Metal Bases
- Wood finish and species default to the same as the table top and bases
- All electrical components included (unless **-CHI** option is chosen)
- Power in-feed located at end of table
- UL Listed
- Detailed information on Power Center found on Pages 398-401

Perimeter Power	Model #	Table Size	Electrical Outlets	Total Brackets	Brackets Per Side	Price
	PER-96	96 x 48	12	6	2	3604
	PER-120	120 x 48	12	6	2	3604
	PER-144	144 x 48	16	8	3	4805
	PER-144-60	144 x 60	16	8	3	4805
	PER-168	168 x 48	16	8	3	4805
	PER-168-60	168 x 60	16	8	3	4805
	PER-192	192 x 48	16	8	3	4805
	PER-192-60	192 x 60	16	8	3	4805
	PER-216	216 x 48	20	10	4	6005
	PER-216-60	216 x 60	20	10	4	6005
	PER-240	240 x 48	20	10	4	6883
	PER-240-60	240 x 60	20	10	4	6883
	PER-240-3	240 x 48	20	10	4	6883
	PER-240-603	240 x 60	20	10	4	6883

Options:

Chicago Electric:

Add **-CHI** Deduct \$1167 for 96"-120" tables

Deduct \$1458 for 144"-192" tables

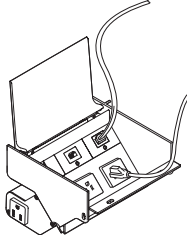
Deduct \$1749 for 216"-240" tables

The city of Chicago may require hardwiring of components and may not allow the use of standard modular power systems. A junction box will be provided when ordering the **-CHI** option.

General Information:

- Available on Sight Line, Boat, Racetrack and Rectangle tops
- Not available with Tubular Metal Bases
- Wood species and finish will default to the same as the table top and bases
- One Power Bracket per end
- All electrical components included (unless **-CHI** option is chosen)
- 24 3/4" clearance from floor to underside of apron
- Detailed information on Perimeter Power found on Pages 402-403

Forte® Contemporary Power & Data Options

Power Cove	Model #	W x D x H	Description	Electrical Outlets	RJ-11 (Voice)	RJ-45 (Data)	Price
	COVE-G	5 x 5 x 4	Glass Door	2	1	2	861
	COVE-M	5 x 5 x 4	Metal Door	2	1	2	861
	COVE-W	5 x 5 x 4	Wood Door	2	1	2	1092

Options:

Chicago Electric: Add **-CHI** Deduct \$116 per unit
 The city of Chicago may require hardwiring of components and may not allow the use of standard modular power systems.
 A junction box will be provided when ordering the **-CHI** option.
 Plug-N-Play Data Add **-PNP** \$145 per unit

REQUIRED INFORMATION: (ORDER CANNOT BE ENTERED WITHOUT THIS INFORMATION)

- Choose location code & quantity from the chart below
- Choose Glass Door finish if COVE-G is specified: White (WG) or Black (BG)
- Choose Metal Door finish if COVE-M is specified: Nickel (A43), Metallic Silver (A47), Graphite (AGR), Black (A44) or Clear Anodized (CA)

General Information:

- Wood species and finish will default to the same as the table top and bases if COVE-W is specified
- Glass & wood doors are 1/4" thick, metal doors are 1/8" thick
- Glass door is back-painted 1/4" low-iron glass
- All interior components are Clear Anodized aluminum
- Each unit includes one convenience outlet located below the work surface
- Detailed information on Power Cove is on Pages 404-405
- (2) RJ-45 and (1) RJ-11 faceplate ships installed on Power Coves. Each unit also ships with (1) Double Open Slot (COVE-FNG2), (1) VGA (COVE-VGA1), (1) RCA (COVE-RCA1) and (1) Blank Faceplate, which can be easily interchanged with pre-installed RJ-45 and RJ-11 faceplates.

Power Cove Faceplate Options	Model #	Description	Price
	COVE-FNG1	Open Slot Faceplate	17
	COVE-FNG2	Double Open Slot Faceplate	17
	COVE-VGA1	VGA Connector Faceplate	17
	COVE-USB1	USB Connector Faceplate	17
	COVE-RCA1	Single RCA Connector Faceplate	17
	COVE-RCA2	Double RCA Connector Faceplate	17

General Information:

- Faceplates do not include voice/data connectors (connectors are customer supplied)
- Finish is Clear Anodized aluminum
- For the various faceplate options see Page 404

PowerPUP	Model #	W x D	Price
	PUP	8 x 4	324

REQUIRED INFORMATION: (ORDER CANNOT BE ENTERED WITHOUT THIS INFORMATION)

- Choose location code and quantity from chart below
- Choose Metal finish: Black Anodized (BA) or Clear Anodized (CA)
- Note:** PowerPUP will default to Clear Anodized unless otherwise specified

General Information:

- PowerPUP option includes two simplex receptacles and two voice/data openings
- 10' cord and a 15amp plug-in power in-feed
- Voice/data modules must be ordered separately; contact your local AV integrator
- UL listed
- Detailed planning information found on Page 406

Grommets	Model #	W x D	Description	Price
	GR	3" diameter	Round Grommet	122

REQUIRED INFORMATION: (ORDER CANNOT BE ENTERED WITHOUT THIS INFORMATION)

- Choose location code and quantity from chart below
- Choose Metal finish: Nickel (A43), Metallic Silver (A47), Graphite (AGR), Black (A44), Clear Anodized (-CA)

General Information:

- Metal finish will default to Black unless otherwise specified.
- Detailed information on Grommets found on Page 408

Location Codes:

Power Cove	PowerPUP	Round Grommet	Location	Order Qty
PC-37			Two near center and one at each end (tables 144" and longer)	4
PC-39			Six symmetrically spaced (tables 216" and longer)	6
PC-40			Two near center	2
PC-43	PP-43	GR-43	One at each end	2
	PP-44	GR-44	One at center and one at each end	3
PC-47	PP-47	GR-47	One at center (tables 120" and shorter Power Cove only)	1
	PP-48	GR-48	One at one end	1
	PP-49	GR-49	One at center and one at one end	2
	PP-50	GR-50	Over center two bases (240" tables only)	2
	PP-52	GR-52	Four symmetrically spaced (240" tables only)	4
PC-53	PP-53	GR-53	One at narrow end (Sight Line only)	1
PC-54	PP-54	GR-54	One at wide end (Sight Line only)	1
	PP-55	GR-55	One at narrow end and one at center (Sight Line only)	2
	PP-56	GR-56	One at wide end and one at center (Sight Line tables only)	2

Forte® Contemporary Phone Stands & Credenzas

Phone Stands	Model #	W x D x H	Description	Price
	FT-1629	16 x 20 x 29	Open Top Shelf	2778
	FT-1629-D	16 x 20 x 29	Drawer	3071



FT-1629-D

Options:

Inset Laminate Top:

Add -P

Specify laminate selection

Locks:

Add -L

\$130 upcharge

REQUIRED INFORMATION: (ORDER CANNOT BE ENTERED WITHOUT THIS INFORMATION)

- Choose laminate if -P option is selected. See Page 8
- Choose Wood Species & Finish: See Page 8. (Available in Oak, Rift-Cut Oak, Maple, Cherry & Walnut)
- Choose Metal Finish: Nickel (A43), Metallic Silver (A47), Graphite (AGR) or Black (A44)
- Choose edge profile:



OV - Oval

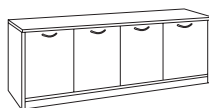


CR - Crown



RB-Reverse Bevel

Credenzas	Model #	W x D x H	Description	Price
	FC-4829	48 x 20 x 29	Credenza with two doors	4046
	FC-6029	60 x 20 x 29	Credenza with four doors	4821
	FC-7229	72 x 20 x 29	Credenza with four doors	5594
	FC-6035	60 x 20 x 35	Buffet Height Credenza with 4 drawers and doors	5543
	FC-7235	72 x 20 x 35	Buffet Height Credenza with 4 drawers and doors	6433



FC-7229

Options:

Inset Laminate Top:

Add -P

Specify laminate selection

Locks:

Add -L

\$130 upcharge for 48" and \$350 for 60" and 72"

REQUIRED INFORMATION: (ORDER CANNOT BE ENTERED WITHOUT THIS INFORMATION)

- Choose laminate if -P option is selected. See Page 8
- Choose Wood Species & Finish: See Page 8. (Available in Oak, Rift-Cut Oak, Maple, Cherry & Walnut)
- Choose Metal Finish: Nickel (A43), Metallic Silver (A47), Graphite (AGR) or Black (A44)
- Choose edge profile:



OV - Oval



CR - Crown



RB-Reverse Bevel

General Information:

- Veneer tops are 1-1/4" thick with 1-1/8" deep solid hardwood edge
- Finished back panels are 1/2" thick and adjustable shelves are 3/4" thick
- Door storage credenzas have (1) 3/4" thick adjustable shelf (behind doors)
- 48" Door storage credenzas have (1) 3/4" thick adjustable shelf
- 72" Door storage credenzas have (2) 3/4" thick adjustable shelves
- Phone stand has (1) 3/4" thick adjustable shelf (behind door)

Inside Dimensions:

Phone Stand	14"W x 18"D x 18-1/2" H (opening 5-1/2" H)
48" Credenza	46"W x 18"D x 24-1/2" H
72" Credenza	34-1/2"W x 18"D x 24-1/2" H
60" Buffet Credenza	28-5/8"W x 18"D x 23-1/4" H
72" Buffet Credenza	34-1/2"W x 18-1/2"D x 23-1/4" H



Plinth Base Detail



Forte Contemporary Pull

Forte® Bookcases

12" Deep



Model #	W x D x H	Description	Price
FBK-2912-[]	36 x 12 x 29-1/2	29" High	1616
FBK-3612-[]	36 x 12 x 36	36" High	1679
FBK-4812-[]	36 x 12 x 48	48" High	2028
FBK-5512-[]	36 x 12 x 55	55" High	2149
FBK-6012-[]	36 x 12 x 60	60" High	2268
FBK-7212-[]	36 x 12 x 72	72" High	2641
FBK-7612-[]	36 x 12 x 76	76" High	3058

REQUIRED INFORMATION: (ORDER CANNOT BE ENTERED WITHOUT THIS INFORMATION)

- Choose Wood Species & Finish: See Page 8. (Available in Oak, Rift-Cut Oak, Maple, Cherry and Walnut)
- [] Specify edge profile:



OV - Oval



CR - Crown



RB-Reverse Bevel

- Minimum Freight Charge: Add \$180 net per order below \$1,600 net

General Information:

- Tops are 1-1/4" thick with a 1-1/8" deep hardwood front edge
- Side panels are 1" thick
- 5mm diameter steel shelf supports are adjustable on 1 1/4" spacings
- Shipped assembled
- Shelves are 3/4" thick lumber core

Shelf Configurations:

29 high unit	1 adjustable and 1 bottom shelf
36 high unit	1 adjustable and 1 bottom shelf
48 high unit	3 adjustable shelves and 1 bottom shelf
55 high unit	2 adjustable shelves, 1 fixed shelf and 1 bottom shelf
60 high unit	2 adjustable shelves, 1 fixed shelf and 1 bottom shelf
72 high unit	3 adjustable shelves, 1 fixed shelf and 1 bottom shelf
76 high unit	4 adjustable shelves, 1 fixed shelf and 1 bottom shelf

FLOW

FORTE

NEOS CONFERENCE

PERFORMANCE CREDENZAS

SABER

TAVOLA

Forte® Contemporary Server

Server	Model #	W x D x H	Price
	FS-3234	32 x 18 x 34-1/2	3357



Forte Contemporary Pull

Options:

Locks: Add -L \$122

REQUIRED INFORMATION: (ORDER CANNOT BE ENTERED WITHOUT THIS INFORMATION)

- Choose laminate selection if standard black laminate is not desired. See page 8 for laminate options
- Choose Wood Species & Finish: See Page 8. (Available in Oak, Rift-Cut Oak, Maple, Cherry & Walnut)
- Choose Metal Finish for pulls: Nickel (A43), Metallic Silver (A47), Graphite (AGR) or Black (A44)
- Choose edge profile:



OV - Oval



CR - Crown



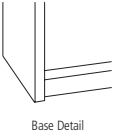
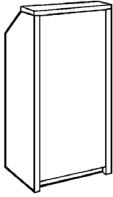
RB - Reverse Bevel

General Information:

- 3" non-locking dual wheel casters
- Durable black laminate inset standard (default if no selection is made)
- (1) adjustable shelf behind doors
- Inside Dimensions: 30"W x 15-3/4" x 21-3/4"H (behind doors); 30"W x 15-3/4" x 6"H (top opening)

Forte® Contemporary Lecterns & Easels

Floor Lectern	Model #	W x D x H	Price
	FFL-2447	24 x 19 x 47	3240
	FFL-3647	36 x 19 x 47	3622



Base Detail

Options:

Hinged Doors:	Add -HD	\$524
Lock for Hinged Doors:	Add -L	\$122
Microphone:	Add -MG	\$866

REQUIRED INFORMATION: (ORDER CANNOT BE ENTERED WITHOUT THIS INFORMATION)

- Choose Wood Species & Finish: See Page 8. (Available in Oak, Rift-Cut Oak, Maple, Cherry & Walnut)
- Choose edge profile:



OV - Oval



CR - Crown



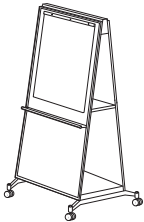
RB - Reverse Bevel

- For lecterns with **-HD** option only: Choose Metal Finish for pulls: Nickel (A43), Metallic Silver (A47), Graphite (AGR) or Black (A44)

General Information:

- Includes 120 volt, 6 plug outlet strip with 9' power cord
- Reading light standard
- Hidden locking casters
- One adjustable and one fixed shelf
- Grommets included

Easel	Model #	W x D x H	Description	COM	Std. Guilford	Price: Fabrics						
				Yardage	or COM	A	B	C	D	E	F	G
	VTE-WT	36 x 27 x 79	One Side Tackboard	2.5	3641	3769	3834	3898	3963	4027	4091	4154
			One Side Whiteboard									
	VTE-WW	36 x 27 x 79	Both Sides Whiteboard	n/a	4090							



REQUIRED INFORMATION: (ORDER CANNOT BE ENTERED WITHOUT THIS INFORMATION)

- Choose Wood Species & Finish: See Page 8. (Available in Oak, Rift-Cut Oak, Maple, Cherry & Walnut)
- Choose Fabric selection (if applicable): See Page 9. (Guilford Lido 031 Smith Point standard)
- Choose Powder Coated Metal Finish: Nickel (A43), Metallic Silver (A47), Graphite (AGR) or Black (A44)

General Information:

- Includes locking casters, flip chart storage compartment, pen tray, eraser & four markers
- Flip chart holder fits standard Avery 3-hole pad size 27" W x 36" H (1/2" dia. holes with 8-3/4" spacing)
- Wood finish is applied to pen tray, top and base trim
- Metal finish is applied to base and flip-chart holder

FLOW

FORTE

NEOS CONFERENCE

PERFORMANCE CREDENZAS

SABER

TAVOLA

Forte® Traditional

Forte® Traditional

Overview

TOPS

Page 228-229



Round



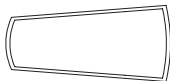
Racetrack



Rectangle



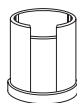
Boat



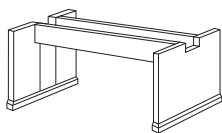
Sight Line

BASES

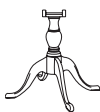
Pages 228-229



Wood Cylinder
Base



Wood Panel
Base




Queen Anne Single Post
Base



Queen Anne Four Post
Base

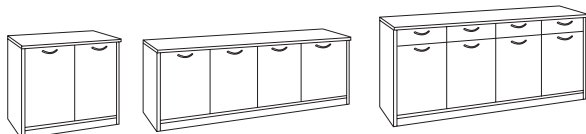
PHONE STANDS

Page 232



CREDENZAS

Page 232



BOOKCASES

Page 233



Forte® Traditional

Overview continued

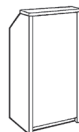
SERVER

Page 234



LECTERNS

Page 235



EASELS

Page 235



Forte® Traditional Planning

Section Contents

Location Options for Power Components

Wire Management Openings

Base Dimensions

Floor Monument Locations

207-208

209

210

211-213

Use Forte Planning Guide on Pages 207-213 for Forte Traditional Planning Requirements. The Forte Planning section applies to both Forte Contemporary and Forte Traditional.

FLOW

FORTE


NEOS CONFERENCE

PERFORMANCE CREDENZAS

SABER

TAVOLA

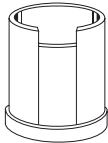
Forte® Traditional Tops & Bases

Round	Model #	Diameter	Top Sections	Recommended Seating Capacity	Cylinder	Queen Anne
					-TW	-TQ
	TR-42-QA	42	1	4	3101	3477
	TR-48-QA	48	1	5	3746	4164
	TR-54-QA	54	1	6	4521	5416
	TR-60-QA	60	1	6	5252	6202
	TR-72-QA	72	2	8	7305	8268

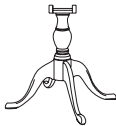
Options:
 Inset Laminate Top: Add **-P** Specify laminate selection
 Power & Data Options: See Pages 230-231

REQUIRED INFORMATION: (ORDER CANNOT BE ENTERED WITHOUT THIS INFORMATION)
 • Choose laminate if **-P** option is selected. See Page 8
 • Choose Wood Species & Finish: See Page 8. (Available in Oak, Rift-Cut Oak, Maple, Cherry & Walnut)

General Information:
 • Veneer tops are 1-1/4" thick with 1-1/8" deep solid hardwood edge
 • Suggested seating capacity based on 27" per person.
 • Queen Anne (QA) edge standard
 • Single post and four post Queen Anne bases are not available with power options
 • 72" round tops include a sub-top
 • When specifying Queen Anne bases, 42" and 48" round tops receive single post bases and anything larger than 48" receive four post bases.



-TW - Cylinder



-TQ - Single Post



Queen Anne Edge



-TQ - Four Post

Forte® Traditional Tops & Bases

FLOW


FORTE


NEOS CONFERENCE


PERFORMANCE CREDENZAS


SABER

TAVOLA

Racetrack	Model #	L x W	Base Qty.	Top Sections	Recommended	Cylinder	Panel	Queen Anne
					Seating Capacity			
	TO-84-QA	84 x 42	2	1	8	5476	5208	6166
	TO-96-QA	96 x 48	2	1	8	6664	6373	7415
	TO-120-QA	120 x 48	2	1	10	8239	7915	9074
	TO-144-QA	144 x 48	3	2	12	11234	10708	12590
	TO-144-60-QA	144 x 60	3	2	14	13851	13272	16746
	TO-168-QA	168 x 48	3	2	14	12264	11732	13633
	TO-168-60-QA	168 x 60	3	2	16	15250	14665	18176
	TO-192-QA	192 x 48	3	2	16	13178	12646	14547
	TO-192-60-QA	192 x 60	3	2	18	16507	15922	19433
	TO-216-QA	216 x 48	3	2	18	15022	14455	16483
	TO-216-60-QA	216 x 60	3	2	20	18936	18312	22055
	TO-240-QA	240 x 48	4	2	18	17875	17103	19863
	TO-240-60-QA	240 x 60	4	2	20	22399	21550	26644
	TO-240-3-QA	240 x 48	4	3	18	17875	17103	19863
	TO-240-603-QA	240 x 60	4	3	20	22399	21550	26644

Rectangle	Model #	L x W	Base Qty.	Top Sections	Capacity	Cylinder	Panel	Queen Anne
	TT-84-QA	84 x 42	2	1	8	5201	4933	5891
	TT-96-QA	96 x 48	2	1	8	6306	6015	7057
	TT-120-QA	120 x 48	2	1	10	7773	7449	8608
	TT-144-QA	144 x 48	3	2	12	10654	10128	12010
	TT-144-60-QA	144 x 60	3	2	14	13090	12511	15985
	TT-168-QA	168 x 48	3	2	14	11603	11071	12972
	TT-168-60-QA	168 x 60	3	2	16	14377	13792	17303
	TT-192-QA	192 x 48	3	2	16	12442	11910	13811
	TT-192-60-QA	192 x 60	3	2	18	15530	14945	18456
	TT-216-QA	216 x 48	3	2	18	14156	13589	15617
	TT-216-60-QA	216 x 60	3	2	20	17784	17160	20903
	TT-240-QA	240 x 48	4	2	18	16909	16137	18897
	TT-240-60-QA	240 x 60	4	2	20	21110	20261	25355
	TT-240-3-QA	240 x 48	4	3	18	16909	16137	18897
	TT-240-603-QA	240 x 60	4	3	20	21110	20261	25355

Boat	Model #	L x W	Base Qty.	Top Sections	Capacity	Cylinder	Panel	Queen Anne
	TB-84-QA	84 x 32/48	2	1	6	6012	5735	6726
	TB-96-QA	96 x 36/48	2	1	8	6703	6412	7454
	TB-120-QA	120 x 36/48	2	1	10	8291	7967	9126
	TB-144-QA	144 x 40/54	3	2	12	12517	11967	15266
	TB-168-QA	168 x 42/54	3	2	14	13729	13173	16507
	TB-192-QA	192 x 48/60	3	2	16	16615	16030	19541
	TB-216-QA	216 x 48/60	3	2	18	19064	18440	22183
	TB-240-QA	240 x 48/60	4	2	18	22542	21693	26787
	TB-240-3-QA	240 x 48/60	4	3	18	22542	21693	26787

Sight Line	Model #	L x W	Base Qty.	Top Sections	Capacity	Cylinder	Panel	Queen Anne
	TA-120-QA	120 x 30/60	2	1	11	9604	9247	11386
	TA-144-QA	144 x 30/60	3	2	13	13090	12511	15985
	TA-168-QA	168 x 30/60	3	2	15	14377	13792	17303
	TA-192-QA	192 x 30/60	3	2	17	15530	14945	18456
	TA-216-QA	216 x 30/60	3	2	19	17784	17160	20903

Options:

Inset Laminate Top:
Power & Data Options:

Add -P Specify laminate selection
See Pages 230-231

REQUIRED INFORMATION: (ORDER CANNOT BE ENTERED WITHOUT THIS INFORMATION)

- Choose laminate if -P option is selected. See Page 8.
- Choose Wood Species & Finish: See Page 8. (Available in Oak, Rift-Cut Oak, Maple, Cherry & Walnut)

General Information:

- Veneer tops are 1-1/4" thick with 1-1/8" deep solid hardwood edge
- Suggested seating capacity based on 27" per person
- Queen Anne (QA) edge standard
- Panel Bases with Sight Line tops use the same bases used for a 48" wide top
- Center cylinder base(s) have a grommet opposite the wire access door for wire pass through
- Panel bases feature a wire pass through on the top of the base
- Cylinder & panel bases feature a wire access door
- Queen Anne bases are not available with power options
- When specifying Queen Anne bases, 60" wide tops receive the four post bases and tops smaller than 60" receive single post bases

-TW - Cylinder

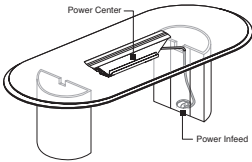
-TP - Panel Base

Queen Anne Edge

-TQ - Queen Anne Single Post

-TQ - Queen Anne Four Post

Forte® Traditional Power & Data Options

Power Center	Model #	Quantity	Length	Simplex Receptacles	RJ-11 (Voice)	RJ-45 (Data)	Double Gang Cutouts	Price
	Wood Doors							
	WPC-96	1	30	8	2	2	1	2952
	WPC-120	1	40	8	2	2	1	2952
	WPC-144	2	30	16	4	4	2	5904
	WPC-168	2	40	16	4	4	2	5904
	WPC-192	2	40	16	4	4	2	5904
	WPC-216	2	40	16	4	4	2	5904
	WPC-240	2	40	16	4	4	2	5904
	WPC-240-3	3	30	24	6	6	3	8856

Metal Doors

MPC-96	1	30	8	2	2	1	2952
MPC-120	1	40	8	2	2	1	2952
MPC-144	2	30	16	4	4	2	5904
MPC-168	2	40	16	4	4	2	5904
MPC-192	2	40	16	4	4	2	5904
MPC-216	2	40	16	4	4	2	5904
MPC-240	2	40	16	4	4	2	5904
MPC-240-3	3	30	24	6	6	3	8856

Options:

Plug-in Infeed: Add **-P** Hardwire In-feed standard unless **-P** option selected
 Chicago Electric: Add **-CHI** Deduct \$887 for 96"-120" tables
 Deduct \$1772 for 144"-240" tables

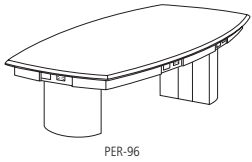
The city of Chicago may require hardwiring of components and may not allow the use of standard modular power systems. A junction box will be provided when ordering the **-CHI** option

REQUIRED INFORMATION: (ORDER CANNOT BE ENTERED WITHOUT THIS INFORMATION)

- Choose Model Number: (Must correspond with table length)
- Choose Metal Door finish if Metal Doors are specified: Nickel (A43), Metallic Silver (A47), Graphite (AGR) or Black (A44)

General Information:

- Available on all Racetrack, Rectangle, Boat, and Sight Line tops
- Not available with Traditional Cylinder or Queen Anne Bases
- Wood finish and species default to the same as the table top and bases
- All electrical components included (unless **-CHI** option is chosen)
- Power in-feed located at end of table
- UL Listed
- Detailed information on Power Center found on Pages 398-401

Perimeter Power	Model #	Table Size	Electrical Outlets	Total Brackets	Brackets Per Side	Price
	PER-96	96 x 48	12	6	2	3604
	PER-120	120 x 48	12	6	2	3604
	PER-144	144 x 48	16	8	3	4805
	PER-144-60	144 x 60	16	8	3	4805
	PER-168	168 x 48	16	8	3	4805
	PER-168-60	168 x 60	16	8	3	4805
	PER-192	192 x 48	16	8	3	4805
	PER-192-60	192 x 60	16	8	3	4805
	PER-216	216 x 48	20	10	4	6005
	PER-216-60	216 x 60	20	10	4	6005
	PER-240	240 x 48	20	10	4	6883
	PER-240-60	240 x 60	20	10	4	6883
	PER-240-3	240 x 48	20	10	4	6883
	PER-240-603	240 x 60	20	10	4	6883

Options:

Chicago Electric: Add **-CHI** Deduct \$1167 for 96"-120" tables
 Deduct \$1458 for 144"-192" tables
 Deduct \$1749 for 216"-240" tables

The city of Chicago may require handwiring of components and may not allow the use of standard modular power systems. A junction box will be provided when ordering the **-CHI** option.

General Information:

- Available on Sight Line, Boat, Racetrack and Rectangle tops
- Not available on Queen Anne Bases
- Wood species and finish will default to the same as the table top and bases
- One Power Bracket per end
- All electrical components included (unless **-CHI** option is chosen)
- 24 3/4" clearance from floor to underside of apron
- Detailed information on Perimeter Power found on Pages 402-403.

Forte® Traditional Power & Data Options

FLOW

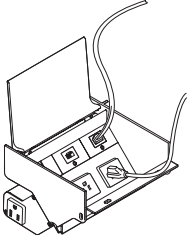
FORTE

NEOS CONFERENCE

PERFORMANCE CREDENZAS

SABER

TAVOLA

Power Cove	Model #	W x D x H	Description	Electrical Outlets	RJ-11 (Voice)	RJ-45 (Data)	Price
	COVE-G	5 x 5 x 4	Glass Door	2	1	2	861
	COVE-M	5 x 5 x 4	Metal Door	2	1	2	861
	COVE-W	5 x 5 x 4	Wood Door	2	1	2	1092

Options:

Chicago Electric: Add **-CHI** Deduct \$116 per unit
 The city of Chicago may require hardwiring of components and may not allow the use of standard modular power systems.
 A junction box will be provided when ordering the **-CHI** option.
 Plug-N-Play Data Add **-PNP** \$145 per unit

REQUIRED INFORMATION: (ORDER CANNOT BE ENTERED WITHOUT THIS INFORMATION)

- Choose location code & quantity from the chart below
- Choose Glass Door finish if COVE-G is specified: White (WG) or Black (BG)
- Choose Metal Door finish if COVE-M is specified: Nickel (A43), Metallic Silver (A47), Graphite (AGR), Black (A44) or Clear Anodized (CA)

General Information:

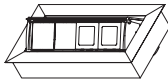
- Wood species and finish will default to the same as the table top and bases if COVE-W is specified
- Glass and wood doors are 1/4" thick, metal doors are 1/8" thick
- Glass door is back-painted 1/4" low-iron glass
- All interior components are Clear Anodized aluminum
- Each unit includes one convenience outlet located below the work surface
- Detailed information on Power Cove is on Pages 404-405
- (2) RJ-45 and (1) RJ-11 faceplate ships installed on Power Coves. Each unit also ships with (1) Double Open Slot (COVE-FNG2), (1) VGA (COVE-VGA1), (1) RCA (COVE-RCA1) and (1) Blank Faceplate, which can be easily interchanged with pre-installed RJ-45 and RJ-11 faceplates.

Power Cove Faceplate Options	Model #	Description	Price
	COVE-FNG1	Open Slot Faceplate	17
	COVE-FNG2	Double Open Slot Faceplate	17
	COVE-VGA1	VGA Connector Faceplate	17
	COVE-USB1	USB Connector Faceplate	17
	COVE-RCA1	Single RCA Connector Faceplate	17
	COVE-RCA2	Double RCA Connector Faceplate	17

General Information:

- Faceplates do not include voice/data connectors (connectors are customer supplied)
- Finish is Clear Anodized aluminum
- For the various faceplate options see Page 404

PowerPUP	Model #	W x D	Price
	PUP	8 x 4	324



REQUIRED INFORMATION: (ORDER CANNOT BE ENTERED WITHOUT THIS INFORMATION)

- Choose location code and quantity from chart below
- Choose Metal finish: Black Anodized (BA) or Clear Anodized (CA)

Note: PowerPUP will default to Clear Anodized unless otherwise specified

General Information:

- PowerPUP option includes two simplex receptacles and two voice/data openings
- 10' cord and a 15amp plug-in power in-feed
- Voice/data modules must be ordered separately; contact your local AV integrator
- UL listed
- Detailed planning information found on Page 406

Grommets	Model #	W x D	Description	Price
	GR	3" diameter	Round Grommet	122



REQUIRED INFORMATION: (ORDER CANNOT BE ENTERED WITHOUT THIS INFORMATION)

- Choose location code and quantity from chart below
- Choose Metal finish: Nickel (A43), Metallic Silver (A47), Graphite (AGR), Black (A44), Clear Anodized (-CA)

General Information:

- Metal finish will default to Black unless otherwise specified.
- Detailed information on Grommets found on Page 408

Location Codes:				
Power Cove	PowerPUP	Round Grommet	Location	Order Qty
PC-37			Two near center and one at each end (tables 144" and longer)	4
PC-39			Six symmetrically spaced (tables 216" and longer)	6
PC-40			Two near center	2
PC-43	PP-43	GR-43	One at each end	2
	PP-44	GR-44	One at center and one at each end	3
PC-47	PP-47	GR-47	One at center (tables 120" and shorter Power Cove only)	1
	PP-48	GR-48	One at one end	1
	PP-49	GR-49	One at center and one at one end	2
	PP-50	GR-50	Over center two bases (240" tables only)	2
	PP-52	GR-52	Four symmetrically spaced (240" tables only)	4
PC-53	PP-53	GR-53	One at narrow end (Sight Line only)	1
PC-54	PP-54	GR-54	One at wide end (Sight Line only)	1
	PP-55	GR-55	One at narrow end and one at center (Sight Line only)	2
	PP-56	GR-56	One at wide end and one at center (Sight Line only)	2

Forte® Traditional Phone Stands & Credenzas

Phone Stands



TT-1629-TM



TT-1629-D-TM

Model

W x D x H

Description

Price

TT-1629-QA	16 x 20 x 29	Open Top Shelf	2815
TT-1629-D-QA	16 x 20 x 29	Drawer	3075

Options:

Inset Laminate Top:

Add **-P** Specify laminate selection

Locks:

Add **-L** \$130

Trim Moulding

Add **-TM** \$123 upcharge (Sides of cabinet only)

REQUIRED INFORMATION: (ORDER CANNOT BE ENTERED WITHOUT THIS INFORMATION)

- Choose laminate if **-P** option is selected. See Page 8.
- Choose Wood Species & Finish: See Page 8. (Available in Oak, Rift-Cut Oak, Maple, Cherry & Walnut)

Credenza



TC-4829

Model

W x D x H

Description

Price

TC-4829-QA	48 x 20 x 29	Two doors	4451
TC-6029-QA	60 x 20 x 29	Four doors	5302
TC-7229-QA	72 x 20 x 29	Four doors	6154
TC-6035-QA	60 x 20 x 35	Buffet Height with 4 drawers and doors	6098
TC-7235-QA	72 x 20 x 35	Buffet Height with 4 drawers and doors	7077

Options:

Inset Laminate Top:

Add **-P** Specify laminate selection

Locks:

Add **-L** \$130 for 48" credenza; \$318 for 60" or 72"

Trim Moulding

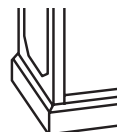
Add **-TM** \$123 upcharge (Sides of cabinet only)

REQUIRED INFORMATION: (ORDER CANNOT BE ENTERED WITHOUT THIS INFORMATION)

- Choose laminate if **-P** option is selected. See Page 8
- Choose Wood Species & Finish: See Page 8. (Available in Oak, Rift-Cut Oak, Maple, Cherry & Walnut)



TC-6035-TM



Traditional Base



QA - Queen Anne




Forte Traditional Pull

General Information:

- Queen Anne (QA) standard
- Veneer tops are 1-1/4" thick with 1-1/8" depth solid hardwood edge
- Finished back panels are 1/2" thick and adjustable shelves are 3/4" thick
- Door storage credenzas have (1) 3/4" thick adjustable shelf (behind doors)
- 48" Door storage credenzas have (1) 3/4" thick adjustable shelf
- 72" Door storage credenzas have (2) 3/4" thick adjustable shelves
- Phone stand has (1) 3/4" thick adjustable shelf (behind door)
- Pull finish is Antique Brass
- Inside Dimensions:

Phone Stand	14" W x 18" D x 18-1/2" H (opening 5-1/2" H)
48" Credenza	46" W x 18" D x 24-1/2" H
72" Credenza	34-1/2" W x 18" D x 24-1/2" H
60" Buffet Credenza	28-5/8" W x 18" D x 23-1/4" H
72" Buffet Credenza (behind doors)	34-1/2" W x 18-1/2" D x 23-1/4" H

Forte® Traditional Bookcases

12" Deep	Model #	W x D x H	Description	Price
	FBK-2912	36 x 12 x 29-1/2	29" High	1616
	FBK-3612	36 x 12 x 36	36" High	1679
	FBK-4812	36 x 12 x 48	48" High	2028
	FBK-5512	36 x 12 x 55	55" High	2149
	FBK-6012	36 x 12 x 60	60" High	2268
	FBK-7212	36 x 12 x 72	72" High	2641
	FBK-7612	36 x 12 x 76	76" High	3058

REQUIRED INFORMATION: (ORDER CANNOT BE ENTERED WITHOUT THIS INFORMATION)

- Choose Wood Species & Finish: See Page 8. (Available in Oak, Rift-Cut Oak, Maple, Cherry and Walnut)
- Minimum Freight Charge: Add \$180 net per order below \$1,600 net



QA - Queen Anne

General Information:

- Tops are 1-1/4" thick with a 1-1/8" deep hardwood front edge
- Side panels are 1" thick
- 5mm diameter steel shelf supports are adjustable on 1-1/4" spacings
- Shipped assembled
- Shelves are 3/4" thick lumber core

Shelf Configurations:

29 high unit	1 adjustable and 1 bottom shelf
36 high unit	1 adjustable and 1 bottom shelf
48 high unit	3 adjustable shelves and 1 bottom shelf
55 high unit	2 adjustable shelves, 1 fixed shelf and 1 bottom shelf
60 high unit	2 adjustable shelves, 1 fixed shelf and 1 bottom shelf
72 high unit	3 adjustable shelves, 1 fixed shelf and 1 bottom shelf
76 high unit	4 adjustable shelves, 1 fixed shelf and 1 bottom shelf

FLOW

FORTE

NEOS CONFERENCE

PERFORMANCE CREDENZAS

SABER

TAVOLA

Forte® Traditional Server

Server	Model #	W x D x H	Price
	TS-3234-QA	32 x 18 x 34-1/2	3705



Shown with optional Trim Moulding



QA - Queen Anne



Forte Traditional Pull

Options:

- Locks: Add -L \$122
Trim Moulding Add -TM \$107 upcharge (sides of server only)

REQUIRED INFORMATION: (ORDER CANNOT BE ENTERED WITHOUT THIS INFORMATION)

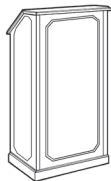
- Choose Wood Species & Finish: See Page 8. (Available in Oak, Rift-Cut Oak, Maple, Cherry & Walnut)
- Choose laminate selection if standard black laminate is not desired. See Page 8

General Information:

- Queen Anne (QA) edge standard
- 3" non-locking dual wheel casters
- Tops are 1-1/4" and sides 1" thick veneer
- One adjustable shelf behind doors
- Server Inside Dimensions:
 - 30" W x 15-3/4" x 21-3/4" (behind doors)
 - 30" W x 15-3/4" x 6" (top opening)
- Pull finish is Antique Brass

Forte® Traditional Lecterns & Easel

Floor Lectern	Model #	W x D x H	Price
	TFL-2447-QA	24 x 19 x 47	3622
	TFL-3647-QA	36 x 19 x 47	4005



Shown with optional Trim Moulding



QA - Queen Anne



Traditional Base Standard

Options:

Trim Moulding	Add - TM	\$181
Hinged Doors:	Add - HD	\$524
Lock for Hinged Doors:	Add - L	\$122
Microphone:	Add - MG	\$866

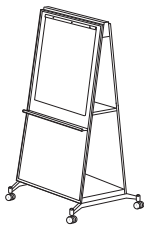
REQUIRED INFORMATION: (ORDER CANNOT BE ENTERED WITHOUT THIS INFORMATION)

- Choose Wood Species & Finish: See Page 8. (Available in Oak, Rift-Cut Oak, Maple, Cherry & Walnut)

General Information:

- Queen Anne (QA) edge standard
- Includes 120 volt, 6 plug outlet strip with 9' power cord
- Reading light standard
- Top, sides and back are 1" thick
- Reading shelf, adjustable and fixed shelves and doors, where offered, are all 3/4" thick veneer
- Hidden locking casters
- One adjustable and one fixed shelf
- Grommets included

Easel	Model #	W x D x H	Description	COM Yardage	Std. Guilford or COM	Price: Fabrics						
						A	B	C	D	E	F	G
	VTE-WT	36 x 27 x 79	One Side Tackboard	2.5	3641	3769	3834	3898	3963	4027	4091	4154
			One Side Whiteboard									
	VTE-WW	36 x 27 x 79	Both Sides Whiteboard	n/a	4090							



REQUIRED INFORMATION: (ORDER CANNOT BE ENTERED WITHOUT THIS INFORMATION)

- Choose Wood Species & Finish: See Page 8. (Available in Oak, Rift-Cut Oak, Maple, Cherry & Walnut)
- Choose Fabric selection (if applicable). See Page 9. (Guilford Lido 031 Smith Point standard)
- Choose Powder Coated Metal Finish: Nickel (A43), Metallic Silver (A47), Graphite (AGR) or Black (A44)

General Information:

- Includes locking casters, flip chart storage compartment, pen tray, eraser & four markers
- Flip chart holder fits standard Avery 3-hole pad size 27" W x 36" H (1/2" dia. holes with 8-3/4" spacing)
- Wood finish is applied to pen tray, top and base trim
- Metal finish is applied to base and flip-chart holder

FLOW

FORTE

NEOS CONFERENCE

PERFORMANCE CREDENZAS

SABER

TAVOLA

January 2012

© 2012

FORTE CONTEMPORARY & TRADITIONAL PLANNING GUIDE & PRICE LIST

5151 West River Drive
Comstock Park, MI 49321

P 616.784.6016
F 616.784.4402
www.nucraft.com
1.877.NUCRAFT

NUCRAFT