



dewey®  
tables  
power and  
accessories



**C-LEG TABLE**

with power/data trough



**C-LEG TABLE**

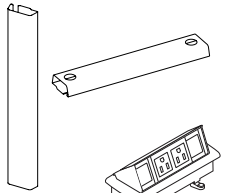
with aluminum frame  
modesty panel



**C-LEG TABLE**

with worksurface  
mounted modesty panel

## dewey tables power and accessories enhanced tables are all about supporting learning



### POWER DISTRIBUTION

#### – wire management trough

A very simple wire management solution. Low-profile plastic trough that attaches to underside of worksurface.

#### – flip-up power

Installed in rear-center of the work surface. Power unit flips up to reveal two power outlets and two data ports. Comes with 72" cord that can plug into wire management trough or outlet.

#### – power data trough

Extruded aluminum trough mounts to underside of work surface with 2 brackets providing integrated wire management with power and data access. Trough includes 4 power outlets, two per side, as well as data outlets.

#### exterior faceplate design by Joey Ruiter

provides clean, modernist aesthetic.

#### optional metal enclosure panel

fastens to trough, providing tamper proof solution.

#### simple power to power jumper

connects tables to single power infeed

#### non-sequential plug and play functionality

available in one or two circuit power

#### – power infeed and circuit options

##### hardwire to wall

For one and two circuit. Provides traditional access to the building power source at the wall or floor. Power entry must be installed by licensed electrician. UL listed.

##### modular, rotating power entry

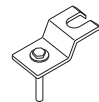
For one and two circuit. True plug and play power. Replaces wall-mounted electrical outlet with power component. Jumper delivers power to table by connecting to power entry. Power entry must be installed by licensed electrician. UL listed.

##### 20-amp infeed

For one circuit ONLY. Allows power data trough to be connected to 20-amp wall or floor mounted plug for true plug and play capability. UL recognized.

Note: one circuit recommended for up to 5 tables. Two circuit recommended for up to 10 tables. Flat bracket for ganging recommended.

### ACCESSORIES



#### – floor mounting kit

For use with glides on any product, allows permanent floor mounting without damage. Use for tiered floor environments or to keep furniture stationary. Includes 4 brackets and hardware to mount to concrete.



#### – aluminum frame modesty panel

Provides scalability in design. Attached to table legs, the high pressure laminate or optional acrylic infill is framed with extruded aluminum. Available on C-legs only.



#### – work surface mounted modesty panel

Laminate modesty panel with 2mm PVC free edgeband and steel mounting brackets that fasten to under side of work surface. Panel is 11" high and hangs 3/4" below work surface/3 brackets on 72", 2 on other sizes. Available for both C and T leg tables.



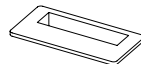
#### – cable keeper

Small, durable, Velcro nylon strap for wire management. Metal eyelet allows cable keeper to be mounted on underside of the work surface or alongside table leg. Comes in packs of 12, standard in grey with izzy logo.



#### – flat bracket

For ganging, attaches to under side of worksurface, to connect tables. Recommended for connecting powered tables.



#### – grommets

Two grommets, installed at rear-left and right. available as an option on tables larger than 36".



#### – casters

Locking 60mm dual wheel. Components: P04 charcoal outer, P03 cool grey inner.