

ALUMINIUM BED SOFT

(Designer F.Bettoni)



A bed with upholstered headboard in fabric or leather, height 65 cm, and in same width of the bed.

Extra covers available except for beds with a fixed or leather upholstery.

Frame in extruded anodized aluminium, with a natural finish.

The upholstery, very soft and comfortable, fully covers the headboard frame (thickness 45 mm) with an extremely simple design.

Free choice of fabrics.

For the choice of upholstery, please see the table on page 6.13 and the section “fabric collection” on the website.

With customer's own leather, in order to assure a proper manufacture of the product, the leather piece must be larger than 5 sqm and with no defects, such as scars or holes.

Sizes

Widths range from one metre to 210 cm.

Length: 210 cm.

Special sizes for slats and frame only in length are available, in multiples of 10 cm with a 15% extra charge.

For lead time, please contact our Sales Department.

Maximum available length 220 cm (slats usable length 210 cm).

Headboard height: 65 cm, unmodifiable.

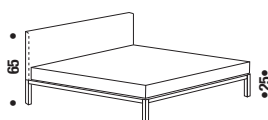
Bed height: 25 cm, unmodifiable.

Slat bases

The slat base is not included in the bed price.

Slat bases are described and priced from page 6.7 to 6.9.

Single slat bases may be combined in a double-bed structure using the special aluminium-painted steel support bar.



bed sizes cm	slat sizes cm
100 x 210	90 x 200
150 x 210	140 x 200
160 x 210	150 x 200
170 x 210	160 x 200
180 x 210	170 x 200
190 x 210	180 x 200
210 x 210	200 x 200

ACCESSORIES: slats

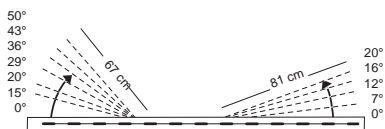
MDF Italia SLAT BASES

The frame is in natural, 30x40 mm steel tubing, welded at right angles and finished with aluminium paint.

Compared to the bed frame, the base lies 10 mm lower.

All slat bases are self-supporting, and are available in a fixed position version, with a reclining headboard, or with reclining headboard and footboard.

The reclining headboard has six positions: 15°, 20°, 29°, 36°, 43°, 50°.



The footboard has 4 positions: 7°, 12°, 16°, 20°.

The slats are made of 8 mm thick beech ply. All slat frames may be fitted with fixed slats or slats that are individually self-adjusting (length 68 mm) or adjusting in pairs (length 38 mm). The slats tilt and adjust because they are mounted on flexible joints (they can change position both horizontally and vertically). They thus allow the mattress and base to adjust perfectly to the needs of the body and mattress.

Single slat bases may be combined in a double-bed structure using the special aluminium-painted steel support bar.

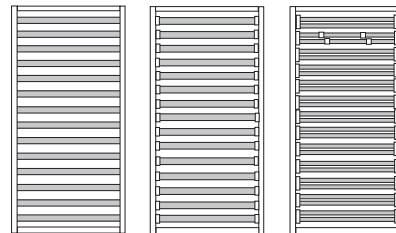
Custom-made slat bases are available. For both length and width extra charge of 30% on the ordered dimension, for length only 15%.

Slat bases up to a max. of 100cm in width have one single set of slats; with larger sizes they come with two sets of slats.

element	sizes cm
non-reclining slats	70x200
	75x200
	80x200
	85x200
	90x200
	100x200
	140x200
	150x200
	160x200
	170x200
	180x200
	200x200
slats with reclining headboard or with reclining headboard and footboard	70x200
	75x200
	80x200
	85x200
	90x200
	100x200
	140x200
	150x200
middle bar support	L 200

SINGLE SLAT BASES (up to a max. of 100 cm in width)

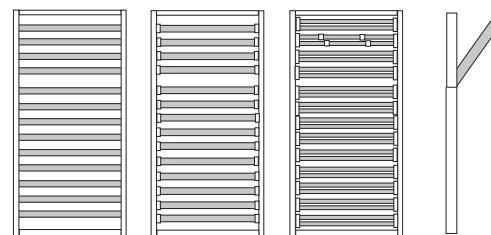
Fixed position



No. slats

fixed 14 individually self-adjusting 15 self-adjusting pair 26

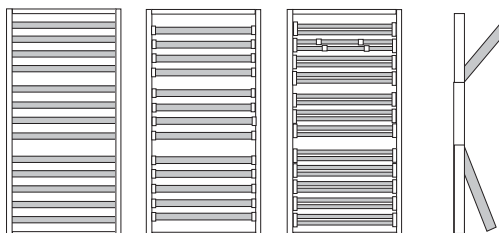
Slat bases with reclining headboard



No. slats

fixed 13 individually self-adjusting 13 self-adjusting pair 26

Slat bases with reclining headboard and footboard




No. slats

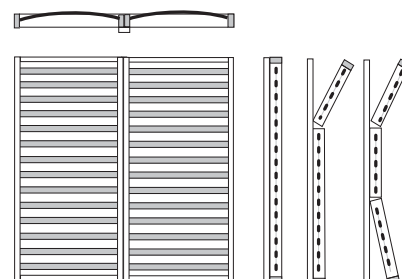
fixed 13 individually self-adjusting 14 self-adjusting pair 24

SLAT BASES FOR DOUBLE OR QUEEN SIZE BEDS

Double set of slats with widths over 100cm



Flanked single slat bases



fixed-position slats



individually self-adjusting slats



self-adjusting pair slats

ACCESSORIES: mattresses

MATTRESSES

MDF Italia offers 4 kinds of mattress in 10 different widths.

The standard length is 2 m. On request, special-length mattresses are available (190 or 210 cm).

- **Orthopaedic sprung mattress (H 18/20 cm)**

Orthopaedic mattress with biconical springs in 2.2 mm tempered phosphatized steel. Filled with carded white cotton (1300 gr/sqm). Cover in 100% cotton fabric, sanitized.

- **Two-season orthopaedic sprung mattress (H 18/20 cm)**

Orthopaedic mattress with biconical springs in 2.2 mm tempered phosphatized steel. Filling: wool for winter side, in white carded cotton for summer side. Cover in 100% cotton, sanitized.

- **Novolates mattress (H 17 cm)**

One-piece polyurethane Novolates with two different densities 35 or 50 kg/cubic m
Filled with:

- for summer side, carded white cotton together with a layer in polyester fibre

- for winter side, white wool together with a layer in polyester fibre

Cover in 100% white cotton, sanitized.

The cover is easily removable and requires dry cleaning. Thanks to its special characteristics 'Novolates' adapts perfectly to the body shape.

Two versions available:

- medium density for weights to 80 kg.
- **high density for weights over 80 kg, at an extra charge of +8%**

- **Latex foam mattress (H 17 cm)**

Latex foam mattress structured using cells of varying diameters, which are larger in the areas requiring lower performances (head and feet) and smaller in the central part of the mattress (back). This allows the mattress to support the body perfectly. The cells, which are open and interconnected, guarantee a free circulation of air.

Filled with:

- for summer side, carded white cotton together with a layer in polyester fibre

- for winter side, white wool together with a layer in polyester fibre.

Cover in 100% white cotton, sanitized, easy to remove, dry cleaning required.

sizes cm

70x200

75x200

80x200

85x200

90x200

100x200

140x200

150x200

160x200

170x200

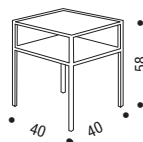
180x200

200x200

ACCESSORIES

- **Bedside table**

Two-shelf basic structure in 15 x 15 mm in anodized aluminium



- **Cabinet with three drawers**

Cabinet and drawer fronts are made of medium-density wood fibreboards, covered both sides with an anodized aluminium sheet. All surfaces of the cabinets are covered with aluminium.

Mounted on a 10 cm high aluminium stand.

The 11.5 cm high drawers have sides made of steel finished with an aluminium paint, while the bottom is made of melamine-coated poplar tree chipboard with goffered aluminium finish.

The drawers, provided with fully extractable Blum guides may have, upon request, a lock on each drawer.

Locks can be with:

- a universal key for opening any drawer with lock (in different drawer cabinets as well)

- a cipher key for opening only the drawers in the same drawer cabinet

Height 37.5 cm, length 45 cm, depth 51 cm.

