

ELEVENFIVE-ELEVENFIVE 08

(Diseñador B.Fattorini)

Interior Innovation Award
Imm Cologne, 2005
"Best of Best"
category "Best System"



Elevenfive



Elevenfive 08

A wall system which incorporates panels, cabinets and shelves.

Available in two versions: Elevenfive and Elevenfive 08.

Through the combination of these different elements the system is available in many different configurations characterized by functionality and aesthetical impact.

Shelves can be easily attached to the panel, which is self-supporting.

Thanks to adjusting devices, a correct installation is assured even in case walls are not completely flat. The panel is pre-arranged to provide access to the wires at different points.

The shelves can be easily fixed to the panels and can bear heavy loads.

Max. capacity per linear meter with distributed load is:

- 32 kg for a 30 cm deep shelf
- 28 kg for a 43 cm deep shelf
- same bearing capacity for tops and bottoms of cabinets

You can have both open or closed off compartments, with doors, drawers or with a large drawer, by means of special cabinets with shelves.

The Elevenfive08 version is characterized by a fully white visual impact (Alpine White).

WALL PANELS

Available lengths: 80 (intermediate and single panel only), 100, and 120 cm, thickness 30 mm, always in height 216.3 cm. With adjustable feet. Depending on the breadth of the panel composition, a wall bar and side closing panels are provided, in anodized aluminium or lacquered in the same finish of the panel. With a grey oak wall panel, the side closing panel is in anthracite grey.

TV sets can always be housed in the panels, either with the extendable arm or the flush-mounting system.

Wall panels for Elevenfive

Made of MD wood fibreboards in the following finishes:

- matt micro goffered lacquering in white and anthracite grey
- matt veneered in ash grey oak: multilaminar wood in grey oak finish (pre-composed)
- clad with a natural anodized aluminium sheet.

Wall panels for Elevenfive 08

Made of MD wood fibreboards in Alpine White lacquer, soft touch.

SHELVING UNITS

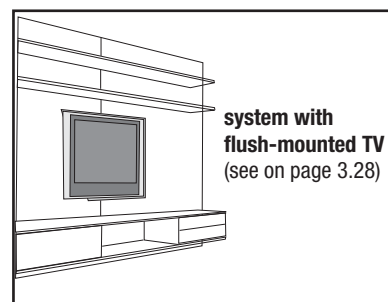
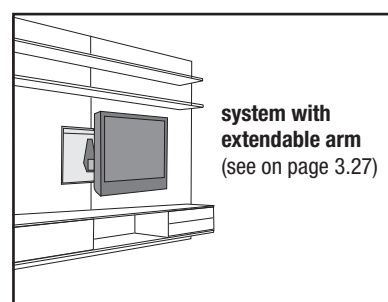
The shelves are 80, 100, 120 cm long, in two depths: 30 and 43 cm, always 11 mm thick. Easy to install thanks to panel slots made according to the drawing and the grid. If side by side, the shelves have concealed joints so as to assure a perfect flatness.

Shelvings for Elevenfive

Made from laminate* clad with natural anodized or polished aluminium. The shelves in polished aluminium may have a different chromatic reflectance**.

Shelvings for Elevenfive 08

Made of LG HI-MACS*** compound of polyester resins, mass pigmented, colour Alpine White.



ELEVENFIVE-ELEVENFIVE 08

CABINETS

In lengths 80, 100 and 120 cm they can be:

- closed off with retractable drop-front door, with drawers or large drawer in depth 43 cm
- closed off with retractable drop-front door only in depth 30 cm

Single cabinets are 30.1 cm high, double cabinets are 59.1 cm high.

The cabinet with a large drawer is available only in height 30.1 cm.

The Elevenfive08 version does not provide double cabinets, so cabinets' standard height is 30.1 cm.

Cabinets with shelves for Elevenfive

The sides of the storage units are made from birch multiply wood, in thickness 13 mm, doors and drawers are made from MD wood fibreboards, in thickness 13 mm, gloss lacquered in white, black, grey, anthracite grey, red, green, yellow and orange.

The cabinets always come with upper and bottom shelves from natural anodized or polished aluminium.

Cabinets for Elevenfive 08

Frame made of LG HI-MACS*** compound of polyester resins, mass pigmented, colour Alpine White.

The fronts, doors and drawers are made from MD wood fibreboards in Alpine White lacquer, soft touch.

In no way can the Elevenfive units be used together with the Elevenfive 08'.

FLUSH-MOUNTED EQUIPMENT

Flush-mounted CD and DVD holders in anodized aluminium.

ACCESSORIES

The system is provided with a wide range of simple and very functional accessories.

- Decoder racks, Videorecorder/DVD racks, inner CD/DVD racks in anodized aluminium (for cabinets with large drawer)
- Shelves in the various finishes of the cabinet with large drawer.
- Top closing panel, in aluminium finish or lacquered in the same finish of the wall panel. With a grey oak wall panel, the closing panel is in anthracite grey.

CONFIGURATIONS BY DRAWING

Thanks to the simple method of installation, the panels are extremely adaptable and can create different wall systems of various dimensions which can incorporate cabinets and shelving units, thus offering very functional solutions of strong image on the basis of a pre-configured grid.

The system is provided with three simple and functional adjusting mechanisms:

- one in depth by means of an adjusting screw located between the panel and the bar of galvanized sheet iron, fixed to the wall, plus an adjustment device 5 cm above the ground;
- one in height (+25mm) with adjusting feet; these are concealed by means of a small shim element at the lower side of the panel;
- one for alignment by means of a T-shaped connecting device for panels.

The wall bar comes with pre-drilled holes so as to match the boards used to make plasterboard walls (for example, every 60 cm in the EU).

In this way, you have a 10 cm large hollow space off the wall (which added to the 3 cm thickness of the panel gives a depth of 13 cm) to provide access to the wires through pre-drilled holes, which can be also not at sight.

The side closing panel is provided with a small shim element to be used when the walls are not completely flat.

The adjustment mechanisms comprising the vertical fixing system and the wall spacer allow the unit to be perfectly flush and upright, and panels to be functional, strong and stiff at the same time.

The panels come with slots (for shelves, for cabinets with shelves and for the flush-mount installation of the small opening for plugs) according to the drawing and the grid pre-configured by MDF Italia. Upon request the panels can be provided with a small opening with removable door in anodized aluminium where to locate TV and PC-plugs and outlets.

The cabinets are shipped assembled to the shelvings.

ATTENTION:

to obtain a proper configuration, please

- follow the rules as per the diagrams from page 3.21 to 3.22
- always use the MDF Italia grid you can download from the website www.mdfitalia.it
- In the event of unit installation into niches, please contact our Sales Department to double-check dimensions and usable space.

note

*Laminate, in kraft papers of true cellulose impregnated in thermosetting resin, atoxic and free of asbestos and chlorine, is in full compliance with the EU provisions related to the emission of free formaldehyde (Fira Institute certification). It is also self-extinguishing and antistatic.

**This type of aluminium, used in the lighting engineering industry, features high-definition technical characteristics. The particular industrial process of oxidation on minimal thicknesses (micron) defines the quality of reflectance (DIN 5063/3) and of gloss (ISO7668), and can produce surface conditions which result in the optical phenomenon of iridescence. Based on the features of the light source and of the incidence on the surface, reflectance can result in different tonalities, sometimes pink, sometimes light blue. The same surface may have differences in reflectance.

***75% of LG HI-Macs is composed of natural minerals and very fine acrylic, mass-pigmented in white. The most advanced production process ensures the highest quality of the surface and high technical performance.


Technical specs:

- It does not absorb: it is non-porous and extremely resistant to stains
- Its colour does not change over years
- It is ecological and hygienic thanks to the acrylic resin
- Easy to clean: no special care is required. For everyday cleaning, simply use a damp cloth and a soft cleanser.
Tougher stains can be removed using bleaching agent (apply just for 5 minutes and then rinse with a domestic all-purpose cleanser and water); stubborn stains, scratches and small cigarette burns can be removed with an abrasive creamy detergent.

LG HI-Macs is manufactured under the best environmental and quality certifications (ISO 9001 and 14001).

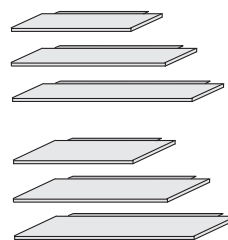
ELEVENFIVE-ELEVENFIVE 08

units for
composition



End, intermediate or single wall panels

With adjustable feet
height 216.3 cm
thickness 3 cm
length 80 (single or intermediate only),
100 and 120 cm



Shelving units

depth 30 or 43 cm
thickness 11 mm.
length 80, 100, 120 cm

Elevenfive cabinets



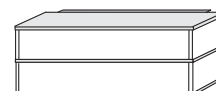
depth 43 cm
height 59.1
• with 2 doors
• with 1 door and two drawers
length 80, 100 and 120 cm



depth 43 cm
height 30.1
• with door
• with two drawers
• with large drawer
length 80, 100 and 120 cm

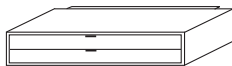


depth 30 cm
height 30.1
• with door
length 80, 100 and 120 cm




depth 30 cm
height 59.1
• with 2 doors
length 80, 100 and 120 cm

Elevenfive 08 cabinets



depth 43 cm
height 30.1
• with door
• with two drawers
• with large drawer
length 80, 100 and 120 cm



depth 30 cm
height 30.1
• with door
length 80, 100 and 120 cm

ACCESSORIES for panels

- small opening for outlets and PC plugs
- top closing panel
- LCD/Plasma Television System:
 - flush-mounted TV
 - pre-arranged for TV extendable arm
 - extendable arm

ACCESSORIES FOR CABINETS WITH LARGE DRAWER, DEPTH 43

- shelf
- decoder rack
- video recorder/DVD rack

FLUSH-MOUNTED EQUIPMENT

- CD case
- DVD case



ELEVENFIVE-ELEVENFIVE 08 units for composition

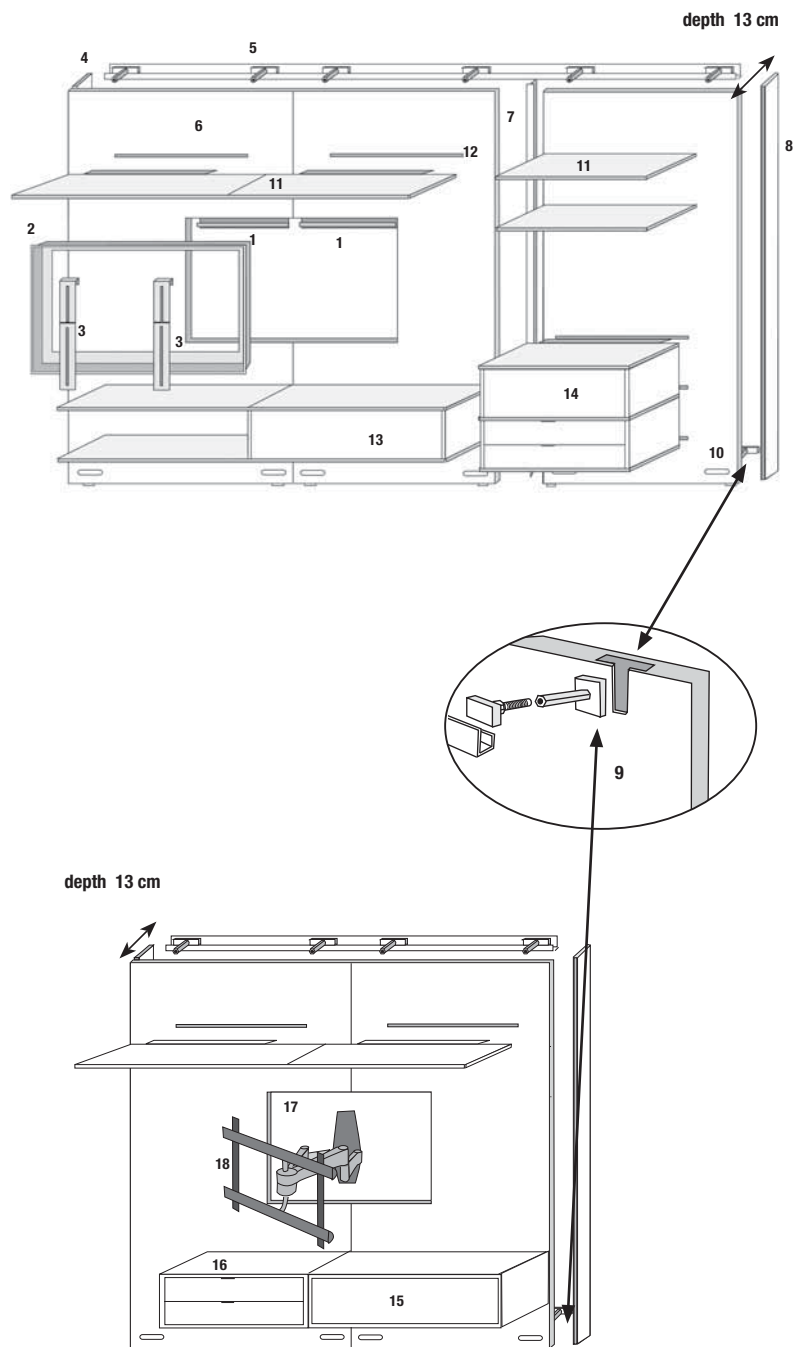
- 1 Bars for TV frame brackets
- 2 TV frame
- 3 TV-supporting brackets and/or adapter
- 4 Wall bar
- 5 Depth adjustment device to fix to the panel
- 6 Panel
- 7 Connecting bar among panels
- 8 Side closing panel
- 9 Depth adjustment screw
- 10 Holes for foot height adjustment
- 11 Shelving units
- 12 Slots to receive shelving units
- 13 Door cabinet with shelves
- 14 1 door + 2 drawer-cabinet with shelves
- 15 Door cabinet for Elevenfive 08
- 16 2 drawer-cabinet for Elevenfive 08
- 17 Niche for Tv extendable arm
- 18 Tv extendable arm

Please note:

2 TV frame
see page 3.28

17 Niche for Tv extendable arm

18 Tv extendable arm
see page 3.27



ELEVENFIVE-ELEVENFIVE 08

diagram grid to be
attached to the
purchase order



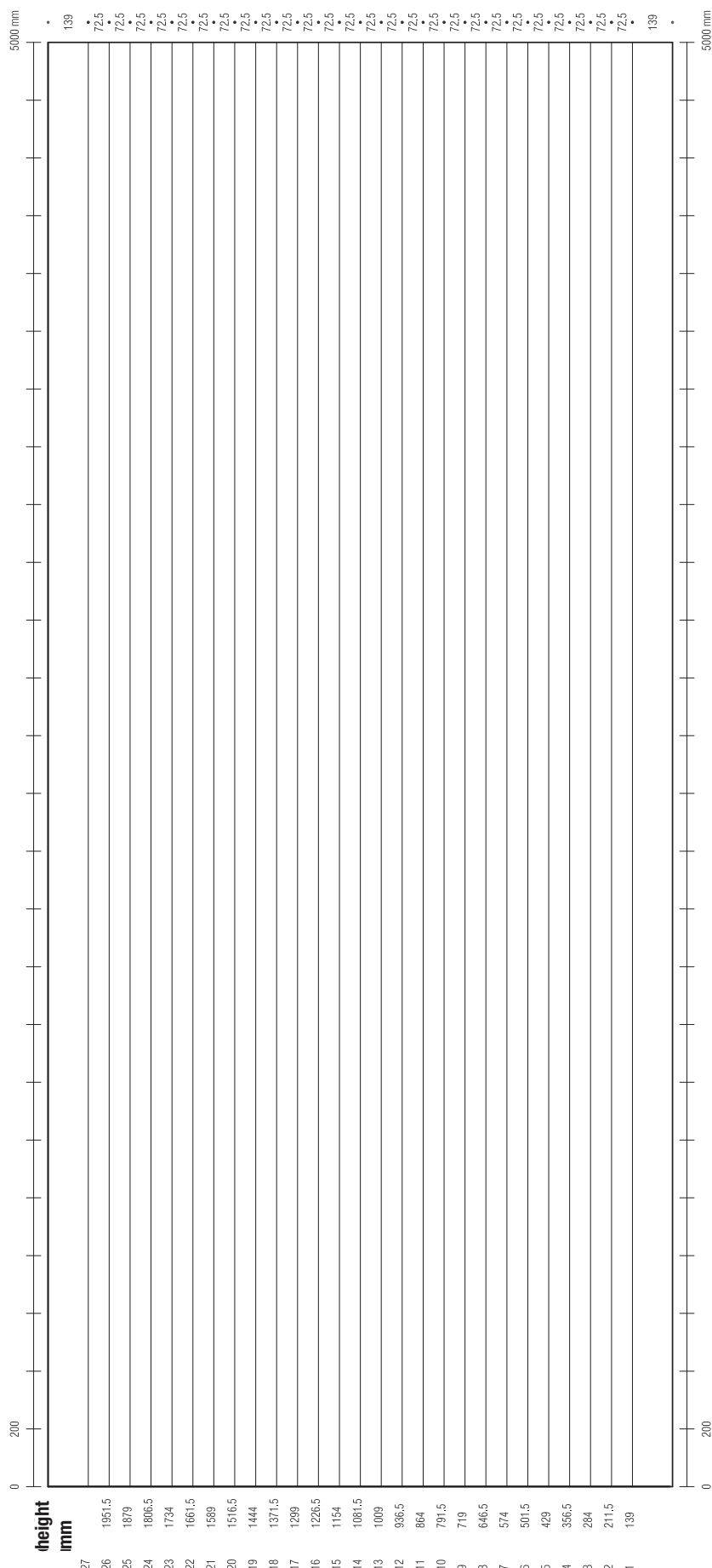
dealer

date

reference

signature

Panel height 2163 mm



SCALE 1:20

Lateral limit band:
200 mm on the end panel
(left/right)

The diagram, being integral part of the purchase order, must be made most precisely. It defines the following: at which height to position the shelvings and cabinets slots, the positioning of the flush-mounted LCD/plasma TV (dims and height from the ground), the positioning of the small openings to let wires in (at sight or inside the cabinets) and of the flush-mounted CD and DVD cases. The grid horizontal lines correspond to the distance between centers of the shelving units, i.e. of the slots. To obtain the usable distance between the shelving units, you must subtract 11mm corresponding to the thickness of the shelf.
MDF Italia accepts no responsibility for a composition made with wrong sizes given.

ELEVENFIVE-ELEVENFIVE 08 how to install panels

INTERMEDIATE PANELS

All cabinets and shelves must be in the same size of the panel.

CD/DVD holders must be centred, and **20 cm** smaller than the panel.

For example,


- **80 cm panel**
80 cm cabinet / shelf
60 cm CD/DVD holders
- **100 cm panel**
100 cm cabinet / shelf
80 cm CD/DVD holders
- **120 cm panel**
120 cm cabinet / shelf
100 cm CD/DVD holders

The openings for outlets inside the cabinets are positioned in the middle of the cabinet, one slot above its bottom (*see diagrams 1*).

The openings for outlets outside the cabinets are positioned above the cabinet, one slot above its top with three options:

- on the left or on the right leaving a minimum gap of 5.5 cm off the edge
- in the middle of the panel

(*see diagram 2*)



END PANELS

All cabinets and shelves must be **20 cm** smaller than the panel.

CD/DVD holders must be centred with respect to the cabinet/shelf or with respect to the panel, and **40 cm** smaller in size than the panel.

For example,

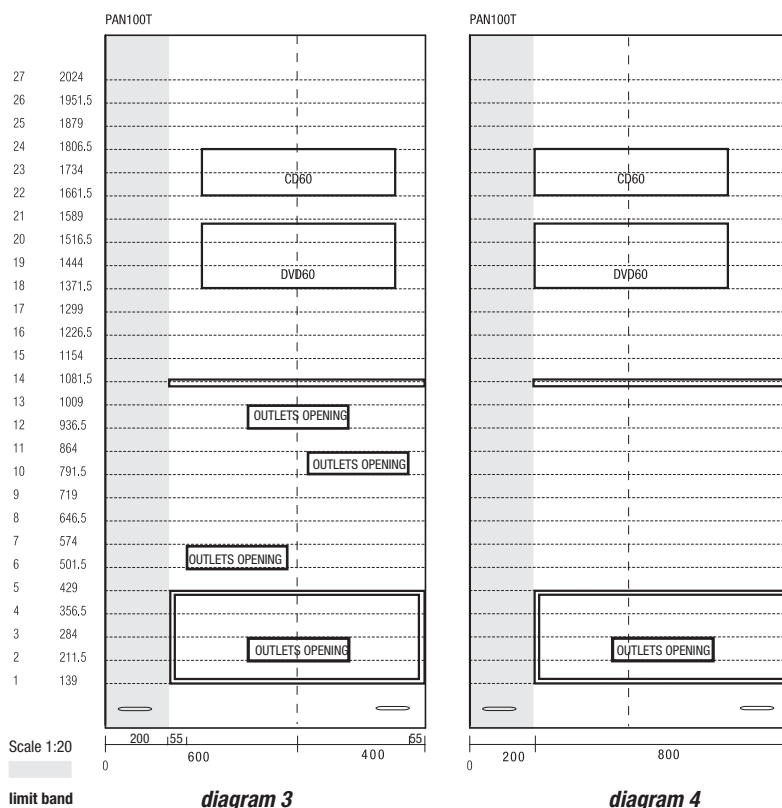
- **100 cm panel**
80 cm cabinet / shelf
60 cm CD/DVD holders
- **120 cm panel**
100 cm cabinet / shelf
80 cm CD/DVD holders

The openings for outlets inside the cabinets are positioned in the middle of the cabinet, one slot above its bottom (*see diagrams 3,4*).

The openings for outlets outside the cabinets are positioned above the cabinet, one slot above its top with three options:

- on the left or on the right leaving a minimum gap of **5.5 cm** off the edge or off the lateral limit band
- in the middle of the panel

(*see diagram 3*)



ELEVENFIVE-ELEVENFIVE 08 how to install panels

SINGLE PANELS

Cabinets and shelves cannot be larger than the panel.

CD/DVD holders must be centred to the cabinet/shelf, and **40 cm** smaller in size than the panel.

For example,

- **80 cm panels**
80 cm cabinets and shelves only
- **100 cm panels**
80 or 100 cm cabinets and shelves
60 cm CD/DVD holders
- **120 cm panels**
80 100 and 120 cm cabinets and shelves
80 cm CD/DVD holders

The openings for outlets inside the cabinets are positioned in the middle of the cabinet, one slot above its bottom. *(see diagrams 5,7,8)*

The openings for outlets outside the cabinets are positioned above the cabinet, one slot above its top with three options:

- on the left or on the right leaving a minimum gap of 5.5 cm off the edge
- in the middle of the panel

(see diagram 6)




diagram 5

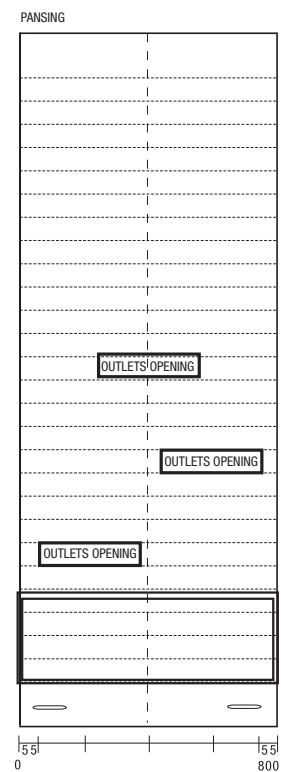


diagram 6

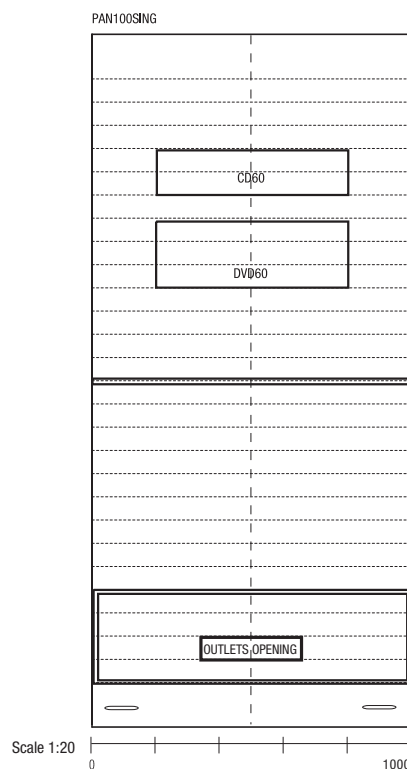


diagram 7

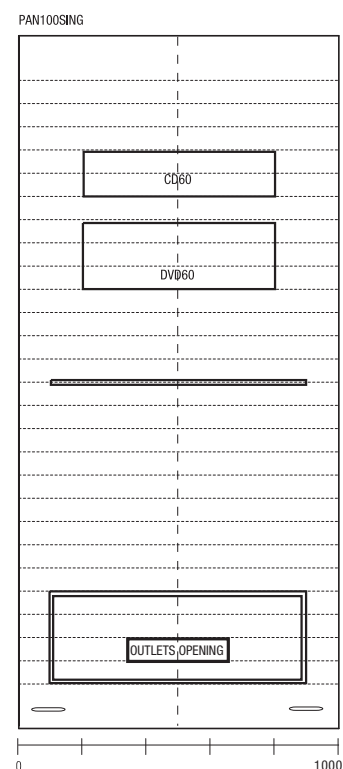


diagram 8

Tv extendable arm system



The MDF Italia Project Team have developed a Tv-supporting system capable of meeting the growing demand for innovation with LCD/plasma TVs.

This system can be used on all panels of Elevenfive, LCD/Plasma Panel and Highboard. It is composed of a niche to house a TV, in size 75x57 cm and 80 mm in depth, made of black chipboard melamine-coated wood, thickness 20 mm. The panels sides are framed in anodized aluminium.

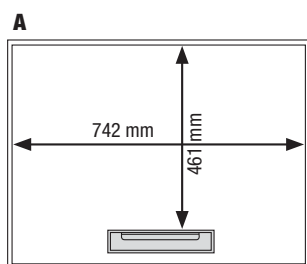
The niche is screwed to L-shaped brackets mounted on the rear of the panel.

Both the Tv arm specified in the Price List and any kind of similar systems you find on the market can be installed easily on the back of the niche with smaller dimensions than the usable ones (height 461 mm and length 742mm) as shown in fig. A.

How to apply the extendable tv arm to the Elevenfive panels

The niche is always positioned in between two panels.

The **vertical** position must match the slots

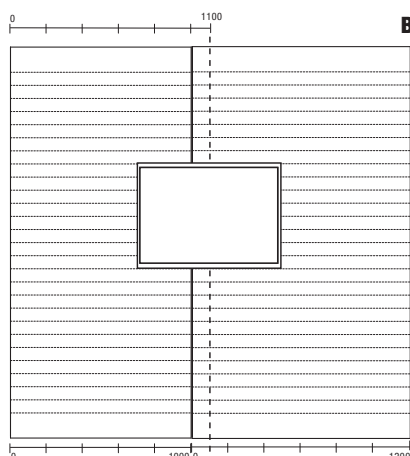


provided for the shelvings (please see grid on page 3.20 of the Price List).

Shelvings and cabinets are to be positioned at a minimum distance from the cutout on the niche:

- no. 2 slots with TVs in height to 80 cm
- no. 3 slots with TVs in height from 81 to 100 cm
- no. 4 slots with TVs in height over 100 cm

Horizontally, the niche is always in the middle in-between two panels (no matter if of different size) so as to maintain an identical lateral limit band on both left and right (fig.B). For customized positioning, please contact with the Sales Department.



ACCESSORIES

TV arm

by Vogel's, models EFW 6445 and EFW 6345. The bracket, thanks to flexibility and freedom of movement, lets the screen tilt and turn for an optimal viewing experience.

Brackets in anthracite.

Specifications:

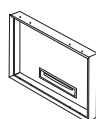
- By means of an adapter, it is suitable for any TV from 42" to 65" (EFW 6445 model). With TVs from 31" to 42", the model EFW 6345 is to be used
- Max. weight LCD/Plasma TVs : 55kg
- Turn: 120°
- Tilt: 30°

To check the compatibility of your TV with the models of extendable arm specified in our Pricelist, it is highly recommended to check directly under www.vogels.com

Attention: we kindly ask you to make certain that the TV is compatible with the diagram configuration (distance with shelvings and cabinets) and the specified extendable arm. If this is not done, MDF Italia will reject any responsibility.

element

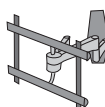
Niche



dims

L75 H57 P59

Extendable TV arm



for TV from 31" to 42"

for TV from 42" to 65"

LCD/Plasma television system with flush-mounted TV



The flush-mounted LCD/Plasma Television System offers innovative advantages:

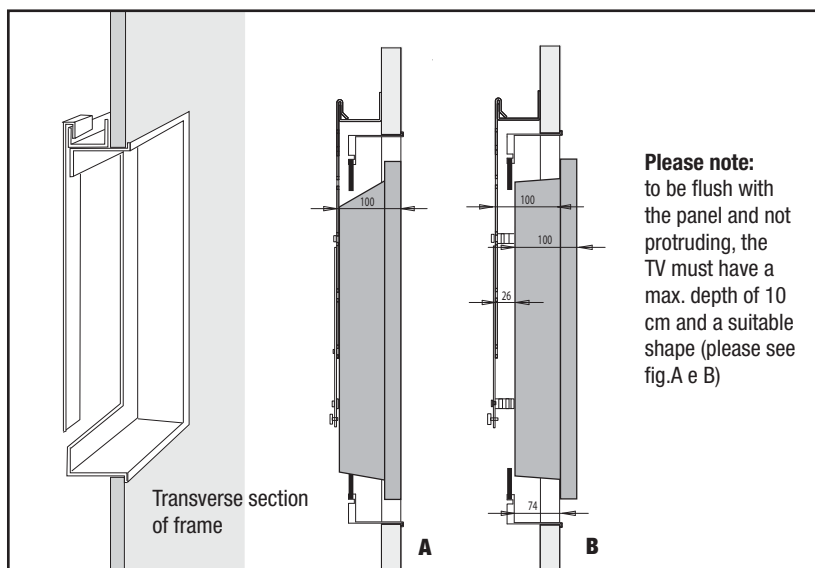
- the TV is fixed and flush-mounted into the panel with no need of breaking the wall.
- Please note:** to be flush with the panel and not protruding, the TV must have a max. depth of 10 cm.
- the LCD/PTV system makes use of all the Elevenfive wall panels in their various sizes and finishes.

How to install on Elevenfive panels

The MDF Italia fixing system is suitable for almost any type of LCD/Plasma TV. In some cases (for ex: with LCDs) it might be necessary to buy an adapter for the chosen TV set to add to the brackets of the MDF Italia system. According to the TV sizes and the height chosen, the panels are pre-arranged for the flush-mount installation of the TV, for the installation of the closing frame in black

aluminium (at each side 4 cm larger than the TV), and the fixing system.

The system must always be placed between two panels. Once the TV-set is installed, the overall length of the two panels must allow to have a lateral limit band of at least 15 cm, including the 8 cm (4+4) of the closing frame. Just to give an example: for a 50" Sony Plasma TV (code KEP50MRX1), in the following size: W157xH85.6xD10.8, the usable size is $157+4+4=165$ cm, so you need either two 100 cm long panels, or one of 120 and one of 80 cm.



Both in the purchase order and in the diagram you must always indicate the model of the LCD/Plasma TV and its code, the exact sizes (height, width and depth) and at which height on the panel you want it to be placed.

The slots in the panels, the closing frame and the fixing system are made according to the sizes given.

MDF Italia accepts no responsibility for a composition made with wrong sizes given.

MDF Italia reserves the right to test the compatibility of the chosen model (LCD and Plasma) with the fixing system of the LCD/Plasma Television System.

element

Closing frame with fixing system

The price comprises the panels slots and machinings, the fixing system and the black aluminium closing frame

