

# TABLE OF CONTENTS

## GENERAL INFORMATION

- 1 LEED Summary
- 2 General Information
- 4 Krug In-Stock Upholstery Options
- 6 COM
- 8 Maharam
- 9 Momentum
- 10 CF Stinson
- 11 Plastic Laminates Wood Finishes
- 12 Zola's Reconfigurability
- 13 Sample Configurations & Pricing

## ZOLA SPECIFICATIONS & PRICING

- 14 Zola Features
- 16 Zola Lounge
- 18 Zola Modular
- 22 Zola Bench
- 24 Zola Modular Backs & Arms
- 25 Modular Replacement Components  
Modular & Lounge Replacement  
Components
- 27 Tablets & Electrical
- 28 Modular Linking Tables
- 31 Freestanding Tables



© The mark of  
responsible forestry.

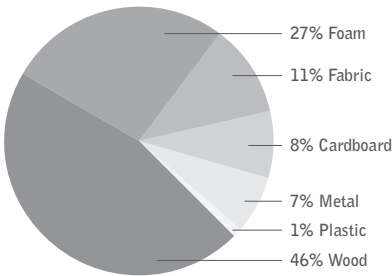
SW-COC-001575  
[www.fsc.ca/canada.org](http://www.fsc.ca/canada.org)  
© 1996 Forest Stewardship Council A.C.

# LEED CI CREDIT SUMMARY

## ZOLA LOUNGE (non-modular)



MATERIAL CONTENT



PRE-CONSUMER  
RECYCLED CONTENT = 9.8%

Up to 62.2% of Zola Lounge (non-modular) product is recyclable at the end of its useful life.

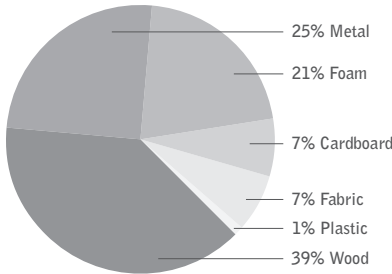
CONTRIBUTES TO		
CREDIT 2.1 - 2.2	Construction Waste Management	1-2 point(s)
CREDIT 3.3	Resource Reuse	1 point(s)
CREDIT 4.1	Recycled Content	1 point(s)
CREDIT 4.2	Recycled Content	1 point(s)
CREDIT 4.5	Low Emitting Materials, (MUST BE REQUESTED)	
	Systems & Seating	1 point(s)
CREDIT 5.1	Regional Materials*	1 point(s)
CREDIT 7	Certified Wood	1 point(s)
	(AVAILABLE ON SOME PRODUCTS - MUST BE REQUESTED)	

\* This credit is only applicable if in total 20% of the combined value of the procurement of construction materials and in the furniture are manufactured within a radius of 500 miles. This credit will apply if the installation of the finished product occurs within 500 miles of Kitchener, Ontario.

## ZOLA LOUNGE (modular)



MATERIAL CONTENT



PRE-CONSUMER  
RECYCLED CONTENT = 10.4%

Up to 71.5% of Zola Lounge (modular) product is recyclable at the end of its useful life.

CONTRIBUTES TO		
CREDIT 2.1 - 2.2	Construction Waste Management	1-2 point(s)
CREDIT 3.3	Resource Reuse	1 point(s)
CREDIT 4.1	Recycled Content	1 point(s)
CREDIT 4.2	Recycled Content	1 point(s)
CREDIT 4.5	Low Emitting Materials, (MUST BE REQUESTED)	
	Systems & Seating	1 point(s)
CREDIT 5.1	Regional Materials*	1 point(s)
CREDIT 7	Certified Wood	1 point(s)
	(AVAILABLE ON SOME PRODUCTS - MUST BE REQUESTED)	

\* This credit is only applicable if in total 20% of the combined value of the procurement of construction materials and in the furniture are manufactured within a radius of 500 miles. This credit will apply if the installation of the finished product occurs within 500 miles of Kitchener, Ontario.

# GENERAL INFORMATION

## Terms and Conditions

Net 30 days. A late payment charge of 1% per month will be applied on overdue invoices. This charge will be pro-rated to the number of days past 30 days that the invoice is overdue. Prices include shipping to a Krug territorial warehouse. All applicable sales taxes are extra. Distribution of this price list does not in itself constitute an offer to sell. Orders can be received only from authorized Krug dealers. Acceptance of any order and terms of sale may be established at the discretion of Krug. Deposits are required on orders received from new accounts as well as on large or special orders. Krug reserves the right to discontinue designs, or to change designs, construction, prices, or materials without notice.

## Customer Service Hours

Please note Customer Service hours are:

8:30 am to 5:00 pm est

1.888.578.KRUG 1.519.748.5177 fax

## Order Acknowledgements

Each order will be acknowledged via email or fax. This acknowledgement is the final agreement between Krug and the customer, superseding all previous communications regarding the purchase order. Where there is a discrepancy on a purchase order between a product code and a description, Krug will make every effort to resolve the discrepancy, but will be ruled by the product code ordered. Please check all acknowledgements for accuracy, and advise Krug of any discrepancies with a purchase order.

## Cancellation

A cancellation can be made only by expressed agreement with Krug. A cancellation fee may be incurred for restocking.

## Dimensions

Dimensions are in inches and approximate, and subject to change without notice. Contact Customer Service if dimensions are critical.

## Blanket Wrapping

Krug will blanket wrap seating orders at a customer's request. Please indicate on your purchase order and contact Customer Service.

## Storage Charges

Krug reserves the right to assess a nominal storage charge if a customer does not accept shipment of an order within a week of the ship date.

## Contact Information

Phone: 1.888.578.KRUG

Fax: 1.519.748.5177

Purchase Order Fax: 1-888-236-4783

Web: [www.krug.ca](http://www.krug.ca)

Email: [solutions@krug.ca](mailto:solutions@krug.ca)

## Installation Support

For assistance please contact Technical Support at 1-888-578-5784 x216 or e-mail [installation\\_help@krug.ca](mailto:installation_help@krug.ca) and you will be directed to the appropriate installation support person.

## Pricing

Krug endeavors to ensure that all prices in this price list reflect accurately our current prices. However, errors do occur and will be rectified through notices to the field. Krug reserves the right to acknowledge pricing that may be different from the price list.

## Warranty

Krug warrants the construction and the finish of all our products to be free from defects in materials and workmanship for a period of 10 years from the date of purchase. This warranty does not apply to components not manufactured by Krug including textiles, which are subject to the specific warranties of those manufacturers, if any. Textile (fabric, leather, vinyl, or any other covering material) suppliers do not guarantee their products for durability and color fastness, and nor does Krug. Casters, mechanical and electrical components have a warranty of five years from the date of purchase. The Krug warranty does not apply to COM-specified materials, damage caused by a carrier other than Krug, or variation in wood finishes due to natural wood color variation. Krug cannot be held responsible for variations in fabric dye lots from order to order. All fabric is carefully inspected when it is received, but a degree of variation in color should be expected. Repair or

replacement of any defect covered by the Krug warranty will be made at no charge to the original purchaser during the warranty period.

This warranty policy does not apply to defects resulting from negligence, misuse, alteration, improper cleaning, stains or accidents. Krug's judgement will be final in all matters concerning the condition of the furniture, the cause or nature of the defect, and the necessity or manner of repair.

Although Krug ensures the highest quality workmanship in all of its products, Krug does not warranty against normal wear, fading, or damage that has occurred during the life of Krug leather upholstery. All leather pulls with use, especially in soft seating applications. Puddling and stretching is generated by repeated use and is a hallmark of genuine leather and not considered a defect.

Krug is not responsible for the damage or degradation of product that may occur due to extreme hot or cold temperatures after it has left Krug.

Krug product should not be exposed to any extreme hot or cold temperatures during its life. All products should be stored in climate-controlled warehousing and should be transported on climate-controlled trailers and containers, in order to protect its integrity. Trailers and containers should not be used for storage of products. Products should remain in a climate controlled environment until the time that transport commences, and should be moved into a climate-controlled environment as soon as transport is completed. Exposure to extreme heat or cold temperatures voids the Krug warranty.

This warranty applies to products sold in North America only, and is made by Krug only to the original purchasers acquiring our products through authorized Krug dealers, directly from Krug, or from others specifically authorized to sell our products. Exceptions to Krug's 10 year warranty program include Thelma and Louise stacking chairs which have a limited warranty of one year, as well as Capri stacking chairs which have a limited warranty of two years from the date of purchase. Seating products intended for 24 hour usage receive a warranty of 3 years from date of purchase.

## Export Packaging

Krug is pleased to provide the option for export packaging on all our products, to provide additional protection from damage.

Export packaging is provided at an upcharge of 5% of the net selling price per item.

Export Packaging is STRONGLY RECOMMENDED for:

- (A) all shipments outside of the lower 48 states and Canada
- (B) all shipments that will be held in storage for an extended period prior to installation

Important: Please note that Krug will not be responsible for damage claims on product shipped or stored in the above conditions but where export packaging has not been utilized.

Please contact Customer Service for specifications or any other assistance regarding export packaging.

## Freight Terms and Conditions

1. All product is shipped FOB the Krug factory, with freight pre-paid to the destination (dealer's dock or territorial warehouse). Customers must select a standard delivery location for their orders.

2. Docks at the selected delivery location must be equipped to handle a 53' trailer.

3. When a Krug territorial warehouse is selected as the default delivery location, it is understood that Krug pays freight cost to the territorial warehouse only, and no further. The Customer is responsible for all charges from this point.

4. Krug utilizes truck carriers that are dedicated office furniture specialists.

5. For all deliveries, it is understood that Krug or its agent is making a dock delivery only (equipped to handle a 53' trailer), and any further work of truck unloading, delivery beyond the dock, installation, and removal of packaging is not authorized or paid for by Krug.

6. Drop shipments to the installation site, and timed deliveries, are available on larger shipments (full truckloads or slightly less) at no additional charge. Drop shipments or timed deliveries for smaller shipments may not be available, or if available will require a surcharge. Deliveries on an after hours basis, or on weekends, or any other special requirements, may be subject to a surcharge. Location and contact information, and the requested time of delivery, is required at least one week prior to the acknowledged shipment date. If this information is not provided one week in advance, or if the location or time of the drop shipment is changed less than one week in advance, a surcharge may be applied, and/or the drop shipment may not be scheduled. For deliveries requested Monday to Thursday after 5:00 pm, please apply a surcharge of \$250/shipment. For deliveries requested Monday to Friday before 7:00 am, please apply a surcharge of \$250/shipment. For deliveries requested Friday (after 3:00 pm) or weekends, please apply a surcharge of \$500/shipment. (local times)

7. For all deliveries - whether to the Customer location or drop shipment - any circumstances that result in the delay of our carrier (including unsuitable receiving facilities, or facilities not open or available), service charges will be applied at the rate of \$75/hour. Where re-delivery is necessary because of these circumstances, the full cost of re-delivery will be charged. If Less Than Truck Load is delivering, one hour is allocated to unload. Any additional time required to unload after the first hour is \$75/hour. If a truck load is delivering the order, three hours are allocated to unload. Any additional time required to unload is \$75/hour. Direct deliveries to site for net orders are possible, (must exceed \$60,000 net), and accommodate 48- 53' trailers. Krug is responsible for delivery to the approved delivery address. If an address change is required, this must be authorized by Krug 5 business days prior to ship date. Any additional delivery costs incurred after this time will be charged to the customer.

### Testing

All lounge seating meets or exceeds the testing requirements of ANSI/BIFMA FNAE-80-214A. Zola Bariatric Lounge seating has been tested to significantly greater standards for strength. It has been tested to 750 lb drop test on the seat.



### Customer Satisfaction

It is the primary goal of Krug and our staff to ensure the complete satisfaction of our customers with our products and performance. If a problem arises with a Krug product after the expiration of the limited warranty period, Krug will exercise its best efforts to achieve the satisfaction of the customer in a manner that is fair to all concerned.

### Damaged Shipments

All Krug product is well engineered, carefully inspected, and expertly loaded onto our trucks at our Distribution Center. If you receive any damaged freight, we ask that you do not refuse the shipment. Krug is not responsible for damage to goods that occurs in transit or storage. It is the purchaser and/or receiver's responsibility to examine the goods upon receipt and to notify Krug of any damages, overages or shortages. Any discrepancies should be noted on the Bill of Lading. The delivering carrier will not accept responsibility for shortages or damages if signed "clear." Notification of concealed damage claims must be made to Krug Distribution within 5 days of delivery, along with digital pictures if available. All product and packaging must be available for inspection. Krug liability ceases after 5 business days and Krug will not be responsible for concealed damages if shipments are left unopened. Krug is not responsible for the condition of product that is stored or installed in an environment where temperature and humidity are not controlled.

### Field Product Report Authorization

Krug's written authorization, in the form of an FPR number, must be obtained prior to incurring charges of any kind if Krug is expected to pay these charges. This includes authorization for field repairs and replacements, installation and delivery charges. Krug reserves the right to have its representative inspect product related to any request for such authorizations, prior to that authorization being provided. Deductions from invoices paid for any charges to Krug, without prior written authorization in the form of an FPR, will not be accepted. Digital photographs may be required to complete the FPR process.

### Returns

No merchandise may be returned without Krug's prior written consent. In the event of an authorized return, a Field Product Report (FPR) number will be issued, and a restocking charge will apply. Return transportation charges must be prepaid. Unauthorized returns will not be accepted and will be returned freight collect. All merchandise being returned must be properly packaged in its original or comparable replacement packaging to ensure protection of the product during handling and transportation. Returns on orders duplicated by the customer must be received in their original packaging to be accepted.

Product being returned where Krug has authorized its liability for replacement or repair will be thoroughly inspected on its return, and the results compared to the reason for the return stated on the FPR. Any discrepancies, such as additional damage, signs of usage, missing parts, etc., will result in an adjustment to the amount of credit issued.

### Custom Capabilities

Over 15% of our orders involve some type of custom work, and we invite our customers to make use of our extensive capabilities.

These include:

- 1) Dimensional customization of standard size products
- 2) Custom finishes
- 3) For larger orders, completely custom-designed products, as well as non-standard wood species can be specified.

Custom orders may require additional production lead times. Contact Customer Service for more information.

### CARE & MAINTENANCE

#### Wood Finishes

Although Krug's extensive finishing process ensures a durable finish on all our products, there are several steps that can be taken to protect and prolong the life and beauty of the finish. Dust only with a clean, dry cloth, going with the grain. Clean any marks with a damp cloth, using a small quantity of mild soap or detergent. Do not use any wax-based polish, spray or silicone. Eventually, a film will build up and discolor the top. Do not place your furniture in a position of permanent exposure to direct sunlight.

#### Leather

Leather is a natural product and requires very little care during use. Most stains can be removed with a clean dry cloth. For stubborn spots and stains, use a mild non-detergent cleaner, rinse well and let air dry naturally. Do not use saddle soap, cleaning solvents, furniture polish, oils, varnish, abrasive cleaners, soaps or ammonia waters.

#### Fabric Upholstery

Professional upholstery cleaning is recommended.

#### Plastic Laminates

Clean plastic laminates with mild soap and warm water. Do not use steel wool, hot water, or any abrasive cleaning product.

### GREENGUARD

All Krug seating products have earned the GREENGUARD™ Environmental Institute's GREENGUARD™ Certification for low emitting interior products. All GREENGUARD™ Certified products and materials are tested regularly to ensure continued low emitting status.

Specifying and design professionals can trust GREENGUARD™ Certified products to create superior interior environments without added effort. All GREENGUARD™ Certified products can easily be found online in the GREENGUARD™ Product Guide. A printable certificate is available for each product in the guide to simplify project submission and product verification.

For more information, or to obtain an up-to-date listing of all Krug's GREENGUARD™ Indoor Air Quality Certified® products please visit [www.krug.ca](http://www.krug.ca) or [www.greenguard.org](http://www.greenguard.org).



# IN-STOCK UPHOLSTERY OPTIONS

## IN-STOCK UPHOLSTERY COVER PROGRAM

Krug Grade 1, 2 and 3 fabrics are also available on a cut yardage basis.

### GRADE 1

PASSPORT 20217	MOTION 50020	SEQUENCE 50516	SOLO 50529
Safari 101	Clay 105	Sand 802	Jute 101
Maize 201	Straw 104	Nutmeg 203	Taupe 107
Mystic 801	Stone 801	Onyx 901	Slate 801
Willow 504	Cactus 507	Moss 502	Fennel 503
Ruby 302	Garnet 308	Cardinal 301	Paprika 308
Eclipse 402	Midnight 401	Lapis 401	Gulf 401
Asphalt 901	Gunmetal 806	Chestnut 701	Ink 903

### GRADE 1 UPHOLSTERY COVER SPECIFICATIONS

PATTERN	WEIGHT	CONTENT RESISTANCE	ABRASION	PILLING ASTM D3511-82	SEAM SLIPPAGE ASTM D3597-D434	COLORFASTNESS TO LIGHT AATCC 16A-1993	COLORFASTNESS TO CROCKING AATCC 8-1989
Passport	12 oz./lineal yd.	100% Recycled Polyester	+110,000 rubs	5	92 lbs. min. warp 82 lbs. min. weft	Class 5 min. @ 40 h.	Wet Class 5 Dry Class 5
Motion	12 oz./lineal yd.	90% Recycled Poly., 10% Poly.	+100,000 rubs	5	82 lbs. min. warp 69 lbs. min. weft	Class 5 min. @ 40 h.	Wet Class 5 Dry Class 5
Sequence	12 oz./lineal yd.	60% Recycled Poly., 40% Rayon	+80,000 rubs	5	72 lbs. min. warp 80 lbs. min. weft	Class 5 min. @ 40 h.	Wet Class 5 Dry Class 5
Solo	14 oz. /lineal yd.	100% Recycled Poly.	+150,000 rubs	5	80 lbs. min. warp 80 lbs. min. weft	Class 5 min. @ 40 h.	Wet Class 5 Dry Class 5

### GRADE 2

MANHATTAN 09513	LINIA 50169	FREESTYLE 50615	MATRIX 04126
Wisp 8012	Tan 106	Fawn 101	Steel 021
Spice 8000	Wheat 207	Honey 201	Bronze 040
Sable 8007	Smoke 806	Pewter 801	Graphite 011
Olive 8005	Wintermoss 504	Sage 501	Custard 022
Pimento 8002	Beaujolais 308	Crimson 301	Pumpkin 050
Pacific 8006	Ocean 407	Twilight 401	Cobalt 012
Obsidian 8010	Carbon 905	Raven 901	Jet 015

### GRADE 2 UPHOLSTERY COVER SPECIFICATIONS

PATTERN	WEIGHT	CONTENT RESISTANCE	ABRASION	PILLING ASTM D3511-82	SEAM SLIPPAGE ASTM D3597-D434	COLORFASTNESS TO LIGHT AATCC 16A-1993	COLORFASTNESS TO CROCKING AATCC 8-1989
Manhattan	13.6 oz./lineal yd.	100% Eco Intelligent® Poly.	+100,000 rubs	5	60 lbs. min. warp 55 lbs. min. weft	Class 5 min. @ 40 h.	Wet Class 5 Dry Class 5
Linia	12 oz./lineal yd.	90% Recycled Poly., 10% Cotton	+180,000 rubs	5	70 lbs. min. warp 71 lbs. min. weft	Class 5 min. @ 40 h.	Wet Class 5 Dry Class 5
Freestyle	12 oz./lineal yd.	60% Recycled Poly., 40% Rayon	+100,000 rubs	5	69 lbs. min. warp 75 lbs. min. weft	Class 5 min. @ 40 h.	Wet Class 5 Dry Class 5
Matrix	11 oz. /lineal yd.	100% Recycled Poly.	+75,000 rubs	5	50 lbs. min. warp 50 lbs. min. weft	Class 5 min. @ 40 h.	Wet Class 4 Dry Class 4

# IN-STOCK UPHOLSTERY OPTIONS

## GRADE 3

ELLIPSE 08707	LUXURA 20339	TRANSIT 50302	MIRAGE 02386
Flax 102	Malt 102	Birch 103	Mist 2196
Ginger 203	Camel 201	Buff 102	Storm 2197
Chocolate 702	Espresso 703	Cocoa 702	Coffee 2198
Lime 501	Pistachio 502	Mint 512	Forest 2191
Chili 304	Claret 301	Blaze 305	Flare 2188
Navy 403	Atlantic 403	Azure 405	Thistle 2194
Platinum 801	Cinder 901	Shadow 804	Ebony 2199

## GRADE 3 UPHOLSTERY COVER SPECIFICATIONS

PATTERN	WEIGHT	CONTENT RESISTANCE	ABRASION	PILLING ASTM D3511-82	SEAM SLIPPAGE ASTM D3597-D434	COLORFASTNESS TO LIGHT AATCC 16A-1993	COLORFASTNESS TO CROCKING AATCC 8-1989
Ellipse	14 oz./lineal yd.	70% Nylon 30% Acrylic	+500,000 rubs	4.5	72 lbs. min. warp 77 lbs. min. weft	Class 5 min. @ 40 h.	Wet Class 5 Dry Class 5
Luxura	22 oz./lineal yd.	100% Recycled Poly.	+150,000 rubs	3.5	96 lbs. min. warp 98 lbs. min. weft	Class 5 min. @ 40 h.	Wet Class 5 Dry Class 5
Transit	12 oz./lineal yd.	60% Recycled Poly., 40% Rayon	+140,000 rubs	5	81 lbs. min. warp 74 lbs. min. weft	Class 5 min. @ 40 h.	Wet Class 4.5 Dry Class 4.5
Mirage	13.4 oz. /lineal yd.	100% Recycled Poly.	+100,000 rubs	5	60 lbs. min. warp 60 lbs. min. weft	Class 5 min. @ 40 h.	Wet Class 4 Dry Class 4

## FLAMMABILITY STANDARDS FOR ALL KRUG IN-STOCK UPHOLSTERY COVER PROGRAM

-Passes State of California Technical Bulletin 117-Section E

## IN-STOCK LEATHER PROGRAM

### GRADE 8

Espresso K13.8000	Port K13.2000	Sand K13.5000	Cobalt K13.7000
Stone K13.3000	Cypress K13.6000	Graphite K13.4000	Onyx K13.1000

## IN-STOCK LEATHER PROGRAM SPECIFICATIONS

CROCKING	Performs to EN ISO 11640 standards.
ELONGATION AT BREAK	The elongation shall be 25% - 50%
TEAR RESISTANCE	Performs to ASTM D 4705 standard.
FLEXIBILITY	70,000 cycles with no damage to finish
ABRASION RESISTANCE	Average of 2,000 cycles using CS-10 wheels with 500 gram load on each arm with no damage to finish.
FLAMMABILITY	Passes CAL Technical Bulletin #117
COLORFASTNESS	Performs to EN ISO 105-B02 standard (72 hours / 5 Grey Scale)

# CUSTOMER'S OWN MATERIAL - C.O.M.

## Customer's Own Material (COM)

Prior to purchasing any COM upholstery cover, please refer to the Krug Weblink, which can be accessed from the Krug website ([www.krug.ca](http://www.krug.ca)) and then click "Weblink" from the main menu at the top of your screen. The COM Library is available under the "Resources" tab and is designed to provide you with the information of whether a fabric has been tested for suitability on Krug Seating. If your COM upholstery has the term "approved" next to it, this means Krug has evaluated the fabric for the suitability of tailoring on our furniture. If the words "Not Tested" appears next to the COM upholstery cover, please read the following paragraphs for instructions on providing samples to be tested for suitability on Krug Seating.

COM must be received three weeks prior to the acknowledged ship date. Orders with COM not received by the required deadline will be delayed.

A description of the upholstery cover, including supplier name, pattern name, upholstery cover name and color number must be included with the purchase order.

COM testing requires 3 business days and samples are to be directed to Customer Service. The customer has the option of providing the sample COM before, at time of order, or once the sample COM is received. If the customer does not send a sample for approval in advance of sending actual material, Krug will not be responsible for the cost of any upholstery cover or other material that it determines to be unsuitable for the product or our process.

When the COM upholstery cover is received at Krug, it must be clearly identified with the upholstery cover name and color, and tagged with name of the Krug customer and purchase order number. Krug will inspect all COM upholstery covers when received to determine if it will be suitable for upholstery. Where Krug feels that the upholstery cover or leather specified will compromise the quality or integrity of our products, customers will be contacted to direct these concerns. Further, Krug reserves the right to refuse to accept and use any COM upholstery covers or leathers that will compromise our products in any way that is unacceptable to Krug. Krug cannot assume responsibility for the durability or tailoring quality of customer's own material.

Yardage specified in this price guide is approximate. In the case of multiple product orders, multiply the number of items by the COM yardage specified to determine upholstery cover required, unless otherwise indicated. Additional yardage may be needed if the material is less than 54" wide, or patterned or striped and requires matching. All COMs are cut "up the roll" unless otherwise stated by the customer. All striped upholstery covers will be applied vertically unless otherwise stated by the customer and after approval by Krug. Krug will not be responsible for directional or positional problems with its application of COM material, unless it has been provided with explicit instructions by the customer. Special instructions should be sent to Krug Customer Service, including a sample (or photocopy) of the upholstery cover. Krug is not responsible for instructions sent with the upholstery cover rolls, or for the method of upholstery if no instructions have been provided.

Price increases and freight charges to COM acquired on the customer's behalf will be passed onto the customer.

## Application of Directional Upholstery cover

Some COM upholstery covers will be considered directional by Krug even though they are not considered directional by the supplier. All COMs are automatically cut "up the roll" unless otherwise stated by the customer (please see below).



Standard-Cut  
"up the roll"



Non-Standard-Cut  
across the roll "railroad"

## COM Shipping Procedures

For seating COM upholstery covers, please send upholstery covers to:  
Krug Inc.

111 Ahrens Street  
Kitchener, Ontario  
Canada N2H 4C2

**Attention: RECEIVER**

COM orders cannot be scheduled into production until the upholstery cover has arrived and inspection is complete. All packages must be clearly marked "**For Customs Clearance by Russell A. Farrow Custom Brokers**".

According to the North American Free Trade Agreement (NAFTA), goods shipped between the United States and Canada can qualify for exemption from all duties, or for a reduction in duties, if the goods can be proven to originate in either the United States, Canada or Mexico.

Canada Customs requires that a [NAFTA Certificate of Origin](#) and a [Commercial Invoice](#) be completed and sent with the upholstery cover shipment. The Commercial Invoice must clearly state the description of the upholstery cover, the selling price, the make-up or content, and the purchaser. The absence of these two documents will delay the shipments at the U.S./Canada border, thereby potentially delaying the customer order. If the total value of the shipment is less than \$1200 U.S., Customs will accept a Low Value Statement of Origin in place of the NAFTA Certificate of Origin. The Low Value Statement must be signed by a representative of the exporting company. This statement may either be included on the commercial invoice or attached to the invoice.

Krug is happy to answer any questions or concerns about COM shipping procedures and the required documents. Please contact our Customs Specialist at 1.888.578.5784.

## Moisture Barrier & CAL 133

California Technical Bulletin 133 is a flammability test for seating. Krug offers a compliance method, in combination with non-flammable upholstery covers, may enable products to meet certification requirements for this test. This process at the same time also provides the products with a Moisture Barrier - a treatment that helps to prevent the passage of liquids and moisture to inside of the upholstered components - thereby conferring sanitary and anti-infection benefits. So when CAL 133 is specified, the product also automatically has a Moisture Barrier, and when a Moisture Barrier is specified, the product also features the compliance method and low flammability features of CAL 133.

The application of this up-charge and the compliance method does not mean that the specific configuration of product and upholstery cover are tested and officially certified as being CAL133 compliant. If the official certification is required, Krug will provide this (through an independent certified testing laboratory) at a charge of \$700 per item, plus the cost of the product to be tested. Lead time for certification testing is typically 4-8 weeks.

Krug assumes no responsibility for the testing of our products in combination with upholstery covers, or for the results of any testing conducted. Some specific configurations of products and upholstery have already been tested. Please contact Customer Service for additional information. CAL 133 and Moisture Barrier is available for **\$40 list** per yard.

## C.O.L. Yardage

To calculate C.O.L. yardage required, please use the following conversions based on COM yardage:

Leather must be ordered in square footage.

- 17 square feet in a yard
- Approx. 3 yards in a hide
- Approx. 51 square feet in a hide
- Please use grade 3 pricing for COL

## CUSTOMER'S OWN MATERIAL - C.O.M.

### Upholstery Cover Yardage Calculation

To calculate yardage required for COM and other non-standard upholstery cover orders, please contact Krug Customer Service at 1.888.578.5784.

adding both vertical and horizontal measurements together and then referring to the chart below for extra yardage required.

Unless otherwise stated, upholstery cover rolls are assumed to be a minimum 54" wide. Please use the guide below to calculate the percentage of extra upholstery cover required to cover large repeats. The repeat is calculated by

FABRIC	PLAIN	2"-14" REPEAT	15"-19" REPEAT	20"-27" REPEAT	28"-36" REPEAT
54	0%	10%	15%	20%	25%
53-50	16%	20%	25%	30%	35%
48	16%	25%	30%	35%	40%
45	40%	50%	55%	60%	65%
36	50%	60%	65%	70%	75%

## MAHARAM, MOMENTUM & CF STINSON UPHOLSTERY COVERS

Krug has co-operative programs with Maharam, Momentum and CF Stinson, designed to provide a wide range of upholstery cover selections for our seating.

When placing an order, a Krug customer must specify the complete Maharam, Momentum or CF Stinson upholstery cover number, along with the appropriate Krug model number and finish. Krug will supply the complete product at the prices listed. Orders specifying Maharam, Momentum, or CF Stinson upholstery cover cannot be cancelled once the upholstery cover has been ordered.

### Upholstery Cover Grades

To determine the price of a product in Maharam, Momentum or CF Stinson upholstery covers, use the reference lists on pages 7-9 to reference the upholstery cover grade (1-9). Please contact Customer Service for information on upholstery covers not listed. When two upholstery covers are specified for use on seating, the higher grade upholstery cover price will apply to the order.

### Upholstery Cover Samples

If you require additional samples or memos for presentation, please contact Maharam during business hours at: 1-800-645-3943 in Canada and in the United States, Momentum at 1-800-366-6839, CF Stinson at 1-800-841-6279.

### Flammability Standards

- Tunnel Test Surface Ratings Class A rating
- Class 1 UFAC
- Passes State of California Technical Bulletin 117-Section E

Please contact Maharam, Momentum or CF Stinson directly for further flammability information pertaining to specific upholstery covers.

### Special Conditions

Acknowledgements will give the estimated ship date of the finished product. Some Maharam, Momentum and CF Stinson upholstery covers are imported, and availability may affect estimated ship time. Maharam, Momentum and CF Stinson reserve the right to discontinue patterns or colors from their program. For large projects, please contact Maharam, Momentum or CF Stinson and directly confirm availability of yardage.



## High Performance & Vinyl Upholstery Covers

### GRADE 4

Article	458600
Candid (V)	463720
Chime (V)	465350
Flicker (V)	463730
Ledger (P)	463770
Quick (V)	465850
Reverie (V)	463740

### GRADE 5

Align	464080
Alloy	466064
Fathom	466013
Kernel	464050

### GRADE 6

Beside	464020
Chance	464010
Current	464730
Dart	464040
Floret	464070
Stroll	464740
Venn	464360
Verse	464030

NOTE: The High Performance/Crypton and Vinyl upholstery covers are particularly suitable for healthcare and other intensive-use environments.

(V) Vinyl

## Other Maharam Upholstery Covers

### GRADE 3

Division	464540
Focus	465910

### GRADE 4

Before	464430
Bound	465320
Bridge	465908
Cinch	466002
Coincide	465808
Lariat (V)	440401
Medium	463490
Messenger	458640
Metric	466014
Micro	466099
Milestone	403901
Overlap	465924
Steady	465947
Transfer	465934
Twice	465909

### GRADE 5

Abrash	465971
Alter	464880
Amble	465907
Exchange	466027
Fluent	466074
Gradient	463880
Imprint	466030
Marquee	463890
Scuba	464930
Setting	462520
Stack	465990
Trait	464830
Vary	465933
Wafer	465330
Whirl	463800

### GRADE 6

Akimbo	464770
Arbor	464240
Assemblage	465927
Bitmap	466066
Bop	460002
Box	464790
Cadence	466071
Cartouche	465988
Certain	465949
Chase	465942
Comment	462120

Corner	464060
Cover	465800
Crush	464780
Dash	462270
Decode	464800
Ditto	465993
Double Check	462080
Etch	466076
Flora by Kvadrat	460750
Fluent Crypton	466073
Intertwine	460080
Jumble	466087
Magic by Kvadrat	465100
Merge	466081
Meridian	464710
Minimal (P)	466026
Plait	466052
Recollection	465968
Remix by Kvadrat	465956
Rivet	462400
Scout	405601
Scribe	466075
Skate	462370
Steady Crypton	465946
Sudden (P)	463000
Tack	466077
Tally	465989
Tier	466051
Tonica by Kvadrat	460850
Topas by Kvadrat	460860
Tremor	466045
Yanagi	459510

### GRADE 7

Across	465964
Along	465948
Chenille Multi	466043
Circuit	466089
Couple	466010
Defer	464250
Disperse	466017
Divina by Kvadrat	460730
Divina Melange by Kvadrat	460830
Hinge	465997
Meander	466050
Median	466044
Offset	465951
Orissa	460340
Panache	460660
Pennant	466094
Perception	462740

Scout Crypton	465931
Steelcut by Kvadrat	464470
Steelcut Trio by Kvadrat	465906
Tonus by Kvadrat	460800
Topple	466080
Touresol	465970
Transit	466069
Treat	464510
Tundra by Kvadrat	460820
Twine	466009
Urban	466079
Zag	466028

### GRADE 8

Around	464420
Balustrade	463120
Cipher	463010
Contrary	465930
Fasten	466053
Fiddle	466016
Hallingdal by Kvadrat	460760
Hive	466085
Peep	464940
Random	466072
Reel	466065
Star by Kvadrat	465966
Turn	466037

### GRADE 9

Aria	459950
Centric	466056
Chenille Stripe	459820
Climb	465922
Envelop	463620
Highfield by Kvadrat	465957
Mechanism	465952
Oda by Kvadrat	465280
Pictogram	459280
Plural	463630
Radiant	462500
Salon	458670
Voyage	456801
Weimar	461980

## (V) Vinyl upholstery, (P) Polyurethane.

For additional upholstery covers not shown here, please visit the Maharam website at [www.maharam.com](http://www.maharam.com). Please contact Krug Customer Service for ordering information on unlisted upholstery covers.

Maharam reserves the right to discontinue upholstery covers at their own discretion and Krug is not responsible for the discontinuation of these upholstery covers.

## Crypton & Vinyl Upholstery Covers

### GRADE 2

Canter (P)  
Cashmere (V)

### GRADE 3

Agora (V)  
Beeline (P)  
Glam (V)  
Rein (V)  
Sublime (V)

### GRADE 4

Bravo (V)  
Crypton Suede  
Echo (V)  
Evoke  
Foray (P)  
Icon (P)  
Isla  
Jolt  
Lumiere (V)  
Max (V)  
Paragon (P)  
Radiate (P)

Redux  
Scribe  
Smart Suede  
Tact (V)  
Tribute  
Viva

### GRADE 5

Caption  
Carouse (V)  
Crux  
Delmonico  
Hermosa  
Hub  
Hyphen  
Flurry  
Identity (V)  
Imprint (V)  
Infusion  
Innuendo (V)  
Jax  
Jest  
Locale  
Masque (V)

Maxim  
Narration  
Niche  
Periphery (V)  
Premise  
Query  
Rebel (P)  
Rio  
Scoupe  
Silica  
Silica Tech  
Sway  
Topanga  
Tweed  
Zoom

### GRADE 6

Ardour  
Calabasas  
Feliz  
Flection  
Heyday  
Huntington  
Idyll  
Mantra

Mensa  
Mojo  
Recollection  
Soma  
Spin  
Strada  
Telegram

### GRADE 7

Catalogue  
Charade  
Effloresce  
Elevate  
Emanate  
Inhabit  
Intermezzo  
Pomona  
Torque  
  
(V) Vinyl  
(P) Polyurethane

NOTE: The High Performance/Crypton and Vinyl upholstery covers are particularly suitable for healthcare and other intensive-use environments.

## Other Momentum Upholstery Covers

### GRADE 2

Ace  
Axis  
Basis  
Cachet  
Cinch  
Context  
Expo  
Fuse  
Gauge  
Insight  
Interval  
Jargon  
Kayo  
Moda  
Origin  
Perk  
Pinpoint  
Pivot  
Ratio  
Russo  
Tangent  
Tate  
Trek  
Vox

### GRADE 3

Boom  
Form  
Gusto  
Hue  
Knack  
Mime  
Sector

### GRADE 4

Candid  
Impact

Intermix  
Marquee  
Oath  
Pause  
Racer  
Realm  
Relevant  
Savant  
Schema  
Sense  
Sequence  
Solo  
Solo 2  
Stance  
Tek  
Theory  
Tone  
Valet  
Vario  
Venue

### GRADE 5

Bias  
Bandwidth  
Crew  
Delve  
Dive  
Duo  
Element  
Essentia  
Gesture  
Inner Circle  
Kindle  
Matter  
Pearce  
Portal  
Veer  
X-Factor

### GRADE 6

Acacia  
Amenity  
Bento  
Cienega  
Dividend  
Exes  
Flux  
Idiom  
Juncture  
Melodeon  
Mod

### GRADE 7

Bestow  
Index  
Method  
Ohs  
Pann's  
Quad  
Rae's  
Revolve  
Romeo's

For additional upholstery covers not shown here, please visit the Momentum website at [www.themomgroup.com](http://www.themomgroup.com). Please contact Krug Customer Service for ordering information on unlisted upholstery covers.

Momentum reserves the right to discontinue upholstery covers at their own discretion. Krug is not responsible for the discontinuation of these upholstery covers.

# CF STINSON UPHOLSTERY COVERS



## Performance and Vinyl Upholstery Covers

### GRADE 2

Avant (V)  
Laredo (V)  
Moccasin (V)  
Rally (V)

### GRADE 3

Bistro (V)  
Checkmate (V)  
Facet (V)  
Oxford (V)  
Rialto (V)  
Shantung (V)  
Simplicity (V)  
Ziggy

### GRADE 4

Chroma (V)  
Cirque (V)  
Crypton Suede  
Crypton Suede Too!  
Dash (V)  
GeoMet (V)  
Liquid (V)  
Matrix (V)  
Modulation  
Raffia (V)  
Script (V)  
Snuggle  
Squire  
Stipple  
Tendrill  
Tessuto  
Tracing  
Tucson  
Veranda  
Whitney (V)

### GRADE 5

Arc  
Aspen (V)  
Banyan (V)

Bari (V)  
Breeze  
Capreni (V)  
Catwalk  
Compass  
Cozy  
Eli  
Equinox  
Fizz (V)  
Free Hand  
Hands On  
Indulgence  
Line Dance  
Martini (V)  
Match Point  
Mingle  
On the Money  
Prisma (V)  
Rivera (V)  
Saranac  
Slide Rule  
Tree House  
Tweed  
Twist  
Vibe  
Ybor (V)

### GRADE 6

Adirondack  
Amp  
Bali  
Beau Monde  
Beeline  
Block Party  
Boutique  
Bower  
Calla  
Carat  
Champlain  
Colden  
Couplet  
Crush

Curves Ahead  
Dodgeball (V)  
Estate Too!  
Folio  
Geodesic  
Glimmer  
Impulse  
Isabeau Too!  
Jambi Stripe  
Jasmine Screen  
Jester  
Juxy (V)  
Labyrinth  
Lucky Charm  
Olympus  
Paradise  
Parapet  
Pathways  
Petals (V)  
Placid  
Prestige  
Raquette  
Respite  
Smile (V)  
Spandrel  
Straight and Narrow  
Sunburst  
Tiles Too!

### GRADE 7

A New Leaf  
Aloha  
Balance Beam  
Chi w/ Agion  
Cinnamon Blossom  
Courtyard  
Daddy-O w/ Agion  
Delphi  
Embrace  
Fenestra  
Firefly  
Flight

Fun and Games  
Good Fortune w/ Agion  
Horizons  
Kiawah  
Lava (V)  
Mali  
Panache  
Reverie  
Rolling Stones  
Skyline  
Sojourn  
Spark  
Sumatran Palm  
True Path w/ Agion  
Vermont  
Vintage  
Willow Talk  
Zen Garden w/ Agion

### GRADE 8

Algiers  
Canterbury  
Current  
Double Time w/ Agion  
Haiku w/ Agion  
Jam Session w/ Agion  
Jump w/ Agion  
Now & Zen w/ Agion  
Radiance  
Seville  
Tatami w/ Agion  
Tuscan Forest  
Tuscan Hills  
Tuscan Lattice  
Umbrian Landscape  
Umbrian Rain  
Umbrian Stripe  
Umbrian Village  
Up Tempo w/ Agion

(V) Vinyl

NOTE: Performance Fabrics and Vinyl upholstery covers are particularly suitable for healthcare and other intensive-use environments.

## CF Stinson Seating Upholstery Covers

### GRADE 2

Bryant Park

### GRADE 3

Ace  
Atmosphere  
Confetti  
Enduro III  
Lindley Park  
New Hempstead  
Transcend  
Vision

### GRADE 4

Chauncey  
Crypton Metro  
Dakota \*\*  
Fender Bender  
Finite  
Glacier  
Halo  
Happy Hour  
Highwire  
Napa \*\*  
Pinwheel  
Scribe

Seedling  
Sphere  
Sundance w/ StaKleen \*\*  
Thicket  
Trax

### GRADE 5

Alloy  
Arezzo  
Arioso \*\*  
Blinker  
Feelin' Groovy  
Fronc  
Interplay  
In the Round w/Stakleen \*\*  
Maywood  
Persuasion  
Pinstripe \*\*  
Ramble  
Rear View  
Splash  
Stat-Con  
Static  
To the Point  
Vroom Vroom

### GRADE 6

About Face  
Beep Beep  
Dashboard  
Echo  
Flip Flops  
Imperial  
Lantana  
Optic w/ Agion\*\*  
Serenity  
Silverado w/ Agion \*\*  
Sterling w/ Agion \*\*  
Squiggle  
Take the Wheel  
Wink w/ Agion \*\*

### GRADE 7

Cruisin'  
Eclipse \*\*  
Elderberry  
Flutter \*\*  
Hoopla \*\*  
Revolve  
Seagrass  
Sweet Dreams

Vortexia  
Wired \*\*

### GRADE 8

Tender \*\*

\*\*PVC Free

For additional upholstery covers not shown here, please visit the CF Stinson website at [www.cfstinson.com](http://www.cfstinson.com). Please contact Krug Customer Service for ordering information on unlisted upholstery covers.

CF Stinson reserves the right to discontinue upholstery covers at their own discretion. Krug is not responsible for the discontinuation of these upholstery covers.

# PLASTIC LAMINATES & POLYMER EDGES

## KRUG IN STOCK PLASTIC LAMINATE AND POYLMER EDGE PROGRAM

Krug's in-stock Laminates are available in 16 different laminate selections. There are 8 wood grain laminates, 4 solid color laminates in a selection of popular solid shades and 4 Exotic laminates offering a distinguished appearance.

### Wood Grain HPL

Name & Number	Supplier	Polymer Edge Names
Corretto Cherry HP-288-N	Pionite	Corretto Cherry
Flamenco Cherry T462	Arborite	Flamenco Cherry
Mocha Cherry HP-341-N	Pionite	Mocha Cherry
Monticello Maple 7925	Wilsonart	Monticello Maple
Nightfall WX42-N	Pionite	Nightfall
Samba Cherry T460	Arborite	Samba Cherry
Shiraz Cherry T472	Arborite	Shiraz Cherry
Sugarloaf Maple T630	Arborite	Sugarloaf Maple

### Solid Laminate HPL

Name & Number	Supplier	Polymer Edge Names
Almond T445	Pionite	Almond
Black T203	Arborite	Black
Shadows T201	Arborite	Shadows
White D354-60	Wilsonart	White

### Exotic Laminate HPL

Name & Number	Supplier	Polymer Edge Names
Backwoods Sycamore HP689-N	Pionite	Backwoods Sycamore
Edgewood Sycamore HP690-N	Pionite	Edgewood Sycamore
Gunstock Walnut WW971-N	Pionite	Gunstock
Thunderstorm HP395-N	Pionite	Thunderstorm

### NON-STOCKED PLASTIC LAMINATES

For specific lead time and application questions, please contact Krug Customer Service for your requirement. Upcharges will be applicable for non-stocked laminates, depending on their cost. Non-stock laminates may require minimum order quantities, please check with customer service. Stocked Polymer edges can be specified for use with non-stocked laminates.

The following non-stock plastic laminates are acceptable for application on Krug products as they feature a matte finish:

Nevamar	All plastic laminates with "T" in the suffix (i.e., MR2002T)	Nevamar Laminates	1.800.638.4380
Wilsonart	All plastic laminates with "60" in the suffix (i.e., 4779-60)	Wilsonart Laminates	1.800.433.3222
Arborite	All plastic laminates with "CA" in the suffix (i.e., 1531-CA)	Arborite Laminates	1.800.996.0366
Pionite	All plastic laminates with "Suede" in the name (i.e., WW561 Suede)	Pionite Laminates	1.800.746.6483
Formica	All plastic laminates with "58" in the suffix (i.e., 756-58)	Formica Laminates	1.800.367.6422

Additional plastic laminate codes may be acceptable for use on Krug furniture, however, they may be subject to an additional upcharge or extended lead time. High sheen plastic laminates are not acceptable for application on Krug furniture due to their inherent nature of scratching and marring during the production process.

## WOOD FINISHES

### Wood Finishes Seating & Occasional Tables

#### Standard wood finishes are:

#### FINISHES ON BEECH

Appalachian Cherry	American Cherry	Imperial Cherry
Light Cherry	Medium Cherry	Natural Cherry
Standard Cherry	Light Oak	Sable Cherry
Regular Walnut	Mellow Oak	Espresso
Dark Walnut	Harvest Oak	Clear Beech
Cordovan Walnut	Medium Anigre	Mahogany

#### FINISHES ON CHERRY

Appalachian Cherry	Imperial Cherry	Medium Cherry
Natural Cherry	Standard Cherry	American Cherry
Light Cherry	Sable Cherry	

#### FINISHES ON MAPLE

Clear Maple	Honey Maple	Wheat Maple
-------------	-------------	-------------

#### PALETTE FINISHES

Black	White	Sand
Soft Green	Steel Blue	Slate

### Natural Characteristics of Wood

Wood is a natural product with inherent color variations that will never be fully mitigated by the finishing process. Please anticipate variation in colors within

a single unit, from piece to piece, and from Krug wood finish samples. If a very close match is required, a sample must be provided with the order and an upcharge will apply. Exact color matches are not possible.

### Custom Wood Finishes

Add 10% list to your order for special finishes, minimum upcharge is \$500 list per finish per order. (For example, on all orders up to \$5000 list an upcharge of \$500 will apply, on orders \$5000 and up add 10% list to order.) Special finish upcharges on seating products are calculated on a grade 1 value. For orders with special finishes, a sample that is a minimum 3" by 3" must be received with the order. Special finishes may add additional lead time to production schedules. Since wood is a natural product, some variations in grain, color and stain acceptance will occur. In our finishing processes, we try to minimize variations, but some variation between samples and finished goods should be anticipated.

### Dual Finishes

Add 10% list per item if specifying dual finish.

### Standard Wood Finishes


Clear finishes are not available on other species since they are a clear finish on top of the natural veneer color.

### Custom Palette Finishes

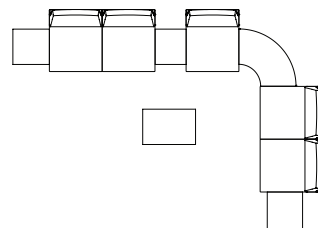

Custom palette finishes are available at an upcharge of 10% list and an additional 2 week lead time after final color approval.

# ZOLA'S RECONFIGURABILITY

Zola is designed to enable change: components are inter-changeable, reconfigurable, and replaceable. Metal to metal bracketry and frames are designed for fast, easy reconfiguring, and new components can be added at any time. Its unique leveller provides exceptional levelling capability over large spans, and on uneven floors. Heavy duty casters provide seating with mobility. Each of the 6 sample configurations shown here use exactly the same components - highlighting Zola Modular has the ability to reconfigure again and again, in a myriad of different ways. Joining bracketry is underneath seats and backs, so no surfaces are marred or damaged when connected, and re-connected.

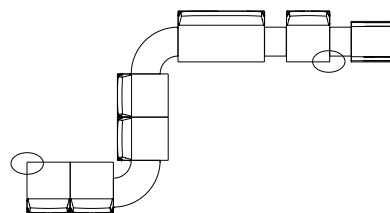



## SAMPLE CONFIGURATIONS & PRICING



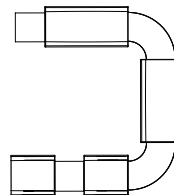

Model	Qty.	Price (\$)	
ZOL3 M1201	5	\$4350	Grade 1, Beech
ZOL3 MS11	1	\$550	Grade 1
ZOL4 LKM12	1	\$625	Beech
ZOL4 LKE18	1	\$695	Beech
ZOL4 LKC90	1	\$810	Beech
ZOL4 241815	1	\$720	Beech

**Total List \$7,750**



Model	Qty.	Price (\$)	
ZOL3 M1101	5	\$4800	Grade 1
ZOL3 M2101	1	\$1680	Grade 1
ZOL3 MS11	1	\$550	Grade 1
ZOL3 T3	2	\$990	Beech
ZOL4 LKC90	2	\$1620	Beech
ZOL4 LKM12	2	\$1250	Beech

**Total List \$10,890**



Model	Qty.	Price (\$)	
ZOL3 MS11	2	\$1100	Grade 1
ZOL3 MS21	2	\$1540	Grade 1
ZOL4 LKC90	2	\$1620	Beech
ZOL4 LKM18	2	\$1320	Beech

**Total List \$5,580**

# ZOLA FEATURES



## REPLACEABILITY

Zola is built to last: its heavy-duty structure is designed for intensive use environments. When any component is damaged or degraded, it can be easily changed out on its own, instead of having to replace or repair an entire unit. Along with its use of recycled and recyclable materials, the replaceability of components means Zola can provide exceptional long term value, and be an investment in sustainability.



## RECONFIGURABILITY

Zola is designed to enable change: components are inter-changeable, reconfigurable, and replaceable. Metal to metal bracketry is designed for fast, easy reconfiguring, that does not damage or degrade the product, and new components can be added and added with ease. Its unique leveller provides exceptionally leveling capability over large spans, and on uneven floors. Heavy duty casters provide seating with mobility.



## INTENSIVE USE ENVIRONMENTS

Zola has been designed for healthcare and other intensive use environments, with some important features: removable and replaceable upholstery covers, an anti-microbial finish, the option of a urethane arm cap and a standard clean-out between the seat and back. Modular construction provides for complete cleaning and disinfecting of the entire unit, and GREENGUARD™ indoor air quality certification, make Zola an excellent solution for healthy spaces and caregiving environments. Bariatric sizes are included in the offering.



## ZOLA LOUNGE & ZOLA MODULAR COMPARISON

Zola Lounge chairs are pre-assembled at Krug and can not be reconfigured into Modular units. Arms and backs can not be removed from the seat. Please see page 17 for Modular offering. Zola Lounge chairs can not be used in conjunction with Zola Linking Tables.



## WALL SAVER

The angle of the Zola Lounge back and the rear legs are designed to keep the back away from the wall, to prevent wear and damage to both the chairs and to the walls of the room. Zola Upholstered chairs are built with a 1/2" clearance between the top of the back and the wall for the wall saver design. Please note wall saver is not a feature on the wood back versions.



## CLEAN OUT

Zola Lounge chairs have a built-in clean out feature: a space at the back of the seat that allows dirt and debris to fall to the floor for easy clean up and maintenance. The clean out feature was designed so that it does not detract from the comfort or appearance of the product.



## LEGS

The legs offered on Zola Lounge are silver metallic and come standard with glides that are adjustable up to 1.25", which provide leveling capability over longer spans.



## CASTERS

Optional on the Zola Lounge are (4) - 3 1/8" diameter hard wheel swivel casters or another option of (2) casters in the back with (2) legs in the front. The back two casters have the ability to lock and feature a large, easy access foot activation and release lever. These features is not available on Zola Bariatric versions.



## LINKING BRACKET

### Seat to Seat

The Zola seat to seat linking bracket is made of sturdy, powder-coated steel construction in a black finish. This linking bracket is fastened with metal to metal connections from the seat to another seat with hardened steel bolts to ensure exceptional durability and strength. Brackets mount underneath, and do not mar or damage the tables or seats. This feature is not available on the Lounge version.



## URETHANE ARM CAP

The optional urethane arm cap provides enhanced durability and protection for the arms. The grey color of the urethane arm cap compliments the leg. The urethane arm cap is field replaceable if damaged or degraded with the assistance of a skilled upholsterer.



## ANTI-MICROBIAL FINISH

Zola Wood Backs & Tables come with a uniquely formulated anti-microbial finish that inhibits the growth of molds and mildews. Wood Surfaces coated in this finish will have reduced fungal growth, and spores from germs, microbes and bacteria will not multiply.



## FINISH DURABILITY

The Krug Enduraguard finish, a proprietary catalyzed varnish formulation, has been repeatedly shown, through independent laboratory testing, to be the industry leader in durability and abrasion resistance. The Krug finish looks better longer than competitors, and is uniquely suited to the demands of high traffic environments.

## COMBINATION UPHOLSTERY

When combination upholstery is with upholstery of the same grade or COM, an upcharge for dual fabrics is \$20 list per unit and \$40 list per unit for three fabrics will be applied. When graded in combination upholstery is selected, use the highest upholstery selected or contact Customer Service for a quote (please provide the fabrics specified and a description of where each fabric is to be applied on the product in order to obtain a quote)

## GREENGUARD

All Krug seating products have earned the GREENGUARD™ Environmental Institute's GREENGUARD™ Certification for low emitting interior products. All GREENGUARD™ Certified products and materials are tested regularly to ensure continued low emitting status.

For more information, or to obtain an up-to-date listing of all Krug's GREENGUARD™ Indoor Air Quality Certified® products please visit [www.krug.ca](http://www.krug.ca) or [www.greenguard.org](http://www.greenguard.org).

## ZOLA FEATURES

conducted. Some specific configurations of products and upholstery have already been tested. Please contact Customer Service for additional information. CAL 133 and Moisture Barrier is available for \$40 list per yard.

### REPLACEMENT UPHOLSTERY COVERS

Replacement upholstery covers can be easily fitted onto Zola Modular components originally ordered with Removable upholstery covers. It is possible to use Replacement covers on Modular components originally ordered with standard upholstery covers, but this requires some removal of staples and other basic upholstery. Please note that the tailoring of Replacement upholstery covers can be less exact and refined in appearance as original upholstery.

### REMOVABLE UPHOLSTERY COVERS

Removable upholstery covers are available on most Zola Modular upholstered components, at an upcharge as shown below. This feature allows for upholstery covers to be cleaned and dis-infected, and allows them to be field-replaced with Replacement upholstery covers. Please note that the tailoring of Removable upholstery covers can be less exact and refined in appearance than standard upholstery.

#### Upcharges:

- Arms (Right or Left) \$50 list
- Interim Arm \$40 list
- One-seater back \$45 list
- Two-seater back \$65 list
- Three-seater back \$80 list
- One-seater bariatric back \$50 list
- One-seater seat \$30 list
- Two-seater seat \$45 list
- Three-seater seat \$55 list
- One-seater bariatric seat \$40 list

Replacement and removeable covers, (supplied with Velcro) will tailor differently than the permanently stapled upholstery. Overall form and fit is identical, however minor dimensional build up due to the thickness of the Velcro can occur. The velcro fastening build up is directed to the least noticeable face (usually the bottom edge of a component) where ever possible.

### MOISTURE BARRIER & CAL 133

California Technical Bulletin 133 is a flammability test for seating. Krug offers a compliance method, in combination with non-flammable upholstery covers, may enable products to meet certification requirements for this test. This process at the same time also provides the products with a Moisture Barrier - a treatment that helps to prevent the passage of liquids and moisture to inside of the upholstered components - thereby conferring sanitary and anti-infection benefits. So when CAL 133 is specified, the product also automatically has a Moisture Barrier, and when a Moisture Barrier is specified, the product also features the compliance method and low flammability features of CAL 133.

The application of this up-charge and the compliance method does not mean that the specific configuration of product and upholstery cover are tested and officially certified as being CAL133 compliant. If the official certification is required, Krug will provide this (through an independent certified testing laboratory) at a charge of \$700 per item, plus the cost of the product to be tested. Lead time for certification testing is typically 4-8 weeks.

Krug assumes no responsibility for the testing of our products in combination with upholstery covers, or for the results of any testing

### TABLETS

Optional Tablets are available on the Zola Lounge & Modular in veneer, glass, high pressure laminate and palette finishes. The Zola tablet can be fastened to the Zola Lounge & Modular chairs by the Universal Tablet Mount (mounted left or right), to existing legs and features an elliptical shape of 16 1/2" x 11 1/2" x 3/4" in size. The Zola Tablet has a turning radius of 360 degrees, which accommodates any worksurface angle.

### LINKING BRACKETS

#### Table to Seat Bracket

The Zola table to seat bracket is made of sturdy, powder-coated steel construction in a silver metallic finish to match the legs and casters. This linking bracket is fastened with metal to metal connections from the seat to the table with hardened steel bolts to ensure exceptional durability and strength. Brackets mount underneath, and do not mar or damage the tables or seats. This feature is not available on the Lounge version.

### TABLES MATERIALS OPTION

Tables are available in veneer, plastic laminate, and Palette finishes - and an optional solid surface top.

- Beech, Maple, & Cherry Veneers
- Plastic Laminate
- Plastic Laminate with Wood Veneer Sides
- Palette Solid Surface colors
- Solid Surface Tops (Designer White D354SL)
- Anti-microbial coating
- Leveling glides on every leg

### SOLID SURFACE TOPS

The Solid Surface Top option features Wilsonart's Solid Surface material: composed of minerals, acrylic resins and colors, it is a non-porous, scratch and dent-resistant material that does not stain, and does not allow microbes and bacteria to penetrate the surface. Color is throughout the material, so surface scratches are not as visible.

### LINKING TABLES

Zola Linking Tables can be fastened in the field to Zola Modular and Zola Benches with the table to seat bracket without compromising the upholstery. Zola Middle tables have the ability to be easily reconfigured, as they are universal and non-handed. They can be moved to a reverse position in almost any configuration to provide a high level of flexibility when specifying.

### POWERDOC

The Power Doc brings power and communications to Zola users. Mountable on both seats and tables, it has a self-closing metal cover for safety and cleanliness.

Power Docs are supplied with 10 feet of electrical cord and two cable straps, for feeding two front-facing, and one rear-facing, simplex receptors. Each Powerdoc features two 12 amp, 120 volt receptacles, two USB output ports, one USB input port, one RJ-45 port, and one RJ-11 port. An optional Mesh Wire Manager is available to channel cabling to wall or floor monuments.



# ZOLA LOUNGE

## DIMENSIONS

	Overall Width	Overall Depth	Overall Height	Seat Height	Height of Arms From Floor	Width Between Arms	Seat Depth	Shipping Weight	Cubes
One-seater	29.25	27	34	18.5	26.75	23	19.25	67	21.5
Two-seater	52.25	27	34	18.5	26.75	46	19.25	90	38
Three-seater	75.25	27	34	18.5	26.75	69	19.25	116	54.5
One-seater (Bariatric)	36.25	27	34	18.5	26.75	30	19.25	72	22.6

## COM YARDAGES (Lounge Product Only Available with Arms)

	COM Entire Unit	COM 2 Entire Units	COM 3 Entire Units	COM 4 Entire Units
One-seater	4	7.25	11.27	15
Two-seater	5.8	10.52	15	21.04
Three-seater	6.9	13.25	20.05	26.5
One-seater (Bariatric)	4.5	9.3	13.8	18.3

## COM YARDAGES (Individual Components)

	COM Yardage Per Seat	COM Yardage Per 2 Seats	COM Yardage Per 3 Seats	COM Yardage Per 4 Seats	COM Yardage Per Back	COM Yardage Per 2 Backs	COM Yardage Per 3 Backs
One-seater	1.25	2.1	2.75	4	1.75	2.75	3.5
Two-seater	1.7	3.4	4.91	6.6	2.58	4.54	6.08
Three-seater	2.5	4.6	7	8.9	3.52	6.25	9
One-seater (Bariatric)	1.4	2.6	3.98	5.3	1.75	3.5	5.25

## COM YARDAGES (Individual Components)

	COM Yardage Per 4 Backs	COM Yardage Per Arm	COM Yardage Per 2 Arms	COM Yardage Per 3 Arms	COM Yardage Per 4 Arms
One-seater	5.25	1.5	1.92	2.61	3.3
Two-seater	8.25	1.5	1.92	2.61	3.3
Three-seater	12.5	1.5	1.92	2.61	3.3
One-seater (Bariatric)	7	1.5	1.92	2.61	3.3

To calculate the COM Yardage for more than 4 units, take the largest multiple (4 units) and add the closest remainder. See below for example calculations.

5 Units = Take the yardage for 4 units and add the yardage for 1 unit  
 6 Units = Take the yardage for 4 units and add the yardage for 2 units  
 7 Units = Take the yardage for 4 units and add the yardage for 3 units  
 8 Units = Take the yardage for 4 units and multiple by 2  
 9 Units = Take the yardage for 4 units, multiply by 2, add yardage for 1 unit  
 10 Units = Take the yardage for 4 units, multiply by 2, add yardage for 2 units  
 20 Units = Take the yardage for 4 units, multiply by 5  
 67 Units = Take the yardage for 4 units, multiply by 16, add yardage for 3 units

## COMBINATION UPHOLSTERY

When combination upholstery is with upholstery of the same grade or COM, an upcharge for dual fabrics is \$20 list per unit and \$40 list per unit for three fabrics will be applied. When graded in combination upholstery is selected, use the highest upholstery selected or contact Customer Service for a quote (please provide the fabric specified and a description of where each fabric is to be applied on the product in order to obtain a quote)

## ORDERING NOTES

Please note, Zola Lounge chairs are pre-assembled at Krug and can not be reconfigured into Modular units. Arms and backs can not be removed from the seat. Please see page 17 for Modular offering. Zola Lounge chairs can not be used in conjunction with Zola Linking Tables. Zola Bariatric Lounge Two-Seaters and Three-Seaters units have the same dimensions as the Regular Lounge Two-Seaters and Three-seaters.

Zola Lounge chairs are not available with replacement components or covers. These options are only available on the Modular product.

FEATURES: For a complete listing of features see pages 13 and 14.


## ZOLA LOUNGE

DESCRIPTION	MODEL	COM		COL	FABRIC GRADES				LEATHER	
		1	2	3	4	5	6	7	8	9
One-Seater	ZOL3 F1111	\$1380	1455	1530	1660	1790	1920	2050	2180	2370

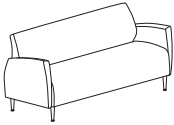
One-Seater	ZOL3 F1111	\$1380	1455	1530	1660	1790	1920	2050	2180	2370
------------	------------	--------	------	------	------	------	------	------	------	------



Two-Seater	ZOL3 F2111	\$2040	2135	2225	2365	2505	2645	2785	2925	3145
------------	------------	--------	------	------	------	------	------	------	------	------



Three-Seater	ZOL3 F3111	\$2770	2910	3050	3330	3610	3890	4170	4450	4930
--------------	------------	--------	------	------	------	------	------	------	------	------



## ZOLA BARIATRIC LOUNGE


DESCRIPTION	MODEL	COM		COL	FABRIC GRADES				LEATHER	
		1	2	3	4	5	6	7	8	9
One-Seater Bariatric	ZOL3 FB1111	\$1530	1605	1680	1810	1940	2070	2200	2330	2520

One-Seater Bariatric	ZOL3 FB1111	\$1530	1605	1680	1810	1940	2070	2200	2330	2520
----------------------	-------------	--------	------	------	------	------	------	------	------	------



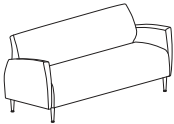
ORDERING NOTES: One-seater Bariatric is 30" wide between arms.

Two-Seater Bariatric	ZOL3 FB2111	\$2095	2190	2280	2420	2560	2700	2840	2980	3200
----------------------	-------------	--------	------	------	------	------	------	------	------	------



ORDERING NOTES: The Two-Seater Bariatric comes standard with a fifth leg for extra support.

Three-Seater Bariatric	ZOL3 FB3111	\$2835	2975	3115	3395	3675	3955	4235	4515	4995
------------------------	-------------	--------	------	------	------	------	------	------	------	------



ORDERING NOTES: The Three-Seater Bariatric comes standard with a fifth leg for extra support.

### ORDERING NOTES

Zola Lounge Seating is available with 4 casters, for an upcharge of \$70 list per chair. Please add a '2' at the end of the model number for casters ie; ZOL3 F1112. Zola Lounge Seating is available with 2 legs and 2 casters version, for an upcharge of \$50 list per chair. Please add a '3' at the end of the model number for leg/caster version ie; ZOL3 F1113. Please note, bariatric versions are not available with either of these options.

Zola Lounge Seating is available with the option of urethane arm caps for an upcharge of \$160 list for two arms.

### PACKAGING

All units are shipped with legs detached.

# ZOLA MODULAR

## DIMENSIONS - ARMLESS UNITS

	Overall Width	Overall Depth	Overall Height	Seat Height	Seat Depth	Shipping Weight	Cubes
One-seater	23	27	34	18.5	19.25	57	9.75
Two-seater	46	27	34	18.5	19.25	89	17.6
Three-seater	69	27	34	18.5	19.25	122	26.3
One-seater (Bariatric)	30	27	34	18.5	19.25	62	11.5

## DIMENSIONS - WITH ARMS

	Overall Width	Overall Depth	Overall Height	Seat Height	Seat Depth	Shipping Weight	Cubes
One-seater	29	27	34	18.5	19.25	88	9.75
Two-seater	52	27	34	18.5	19.25	120	17.6
Three-seater	75	27	34	18.5	19.25	154	26.3
One-seater (Bariatric)	36	27	34	18.5	19.25	96	11.5

## COM YARDAGES - ARMLESS UNITS

	COM Yardage Entire Unit wo/ Arms	COM Yardage 2 Entire Units wo/ Arms	COM Yardage 3 Entire Units wo/ Arms	COM Yardage 4 Entire Units wo/ Arms
One-seater	2.2	4.6	6.38	8.8
Two-seater	4.24	7.9	10.75	14.5
Three-seater	5.75	11	16	22
One-seater (Bariatric)	3.25	6.3	9.5	13.86

## COM YARDAGES - WITH ARMS

	COM Yardage Entire Unit w/ Arms	COM Yardage 2 Entire Units w/ Arms	COM Yardage 3 Entire Units w/ Arms	COM Yardage 4 Entire Units w/ Arms
One-seater	4	7.25	11.27	15
Two-seater	5.5	10.52	15	21.04
Three-seater	6.9	13.25	20.05	26.5
One-seater (Bariatric)	4.5	9.3	13.8	18.3

## COM YARDAGES - Individual Components

	COM Yardage Arms (Left & Right)	COM Yardage Per Back	COM Yardage Per 2 Backs	COM Yardage Per 3 Backs	COM Yardage Per 4 Backs
One-seater	1.92	1.75	2.75	3.5	5.25
Two-seater	1.92	2.58	4.5	6.08	8.25
Three-seater	1.92	3.52	6.25	9	12.5
One-seater (Bariatric)	1.92	1.8	3.5	5.25	7

## COM YARDAGES - Individual Components

	COM Yardage Per Seat	COM Yardage Per 2 Seats	COM Yardage Per 3 Seats	COM Yardage Per 4 Seats
One-seater	1.25	2.1	2.75	4
Two-seater	1.7	3.4	4.91	6.6
Three-seater	2.5	4.6	7	8.9
One-seater (Bariatric)	1.4	2.6	3.98	5.3

To calculate the COM Yardage for more than 4 units, take the largest multiple (4 units) and add the closest remainder. See below for example calculations.

- 5 Units = Take the yardage for 4 units and add the yardage for 1 unit
- 6 Units = Take the yardage for 4 units and add the yardage for 2 units
- 7 Units = Take the yardage for 4 units and add the yardage for 3 units
- 8 Units = Take the yardage for 4 units and multiple by 2
- 9 Units = Take the yardage for 4 units, multiply by 2, add yardage for 1 unit
- 10 Units = Take the yardage for 4 units, multiply by 2, add yardage for 2 units
- 20 Units = Take the yardage for 4 units, multiply by 5
- 67 Units = Take the yardage for 4 units, multiply by 16, add yardage for 3 units

**COMBINATION UPHOLSTERY**

When combination upholstery is with upholstery of the same grade or COM, an upcharge for dual fabrics is \$20 list per unit and \$40 list per unit for three fabrics will be applied. When graded in combination upholstery is selected, use the highest upholstery selected or contact Customer Service for a quote (please provide the fabrics specified and a description of where each fabric is to be applied on the product in order to obtain a quote)

**ORDERING NOTES**

Zola Modular Bariatric Two-Seaters and Three-Seaters units have the same dimensions as the Regular Modular Two-Seaters and Three-seaters. Zola Modular Seating is available with 4 casters, for an upcharge of \$70 list per chair. Zola Modular Seating is available with 2 legs and 2 caster version, for an upcharge of \$50 list per chair. Please note, bariatric versions are not available with either of these options. Please note when Zola Modular Chairs are ordered, each chair is automatically supplied with two seat to seat brackets (ZOL3 RLKB2).

Zola Modular Seating is available with the option of urethane arm caps for an upcharge of \$80 list for one arm, \$160 list for two arms.

**FEATURES:** For a complete listing of features see page 13 and 14.

**PACKAGING** All Modular Units, and tables will be shipped KD (knocked down).

# ZOLA MODULAR

DESCRIPTION	MODEL	SPECIES	COM		COL	FABRIC GRADES					LEATHER	
			1	2		4	5	6	7	8	9	
One-Seater, UPH Back Armless	ZOL3 M1101	n/a	\$960	1010	1060	1150	1240	1330	1420	1510	1670	



One-Seater, UPH Back w/ Arms	ZOL3 M1111	n/a	\$1470	1545	1615	1745	1875	2005	2135	2265	2460	
------------------------------	------------	-----	--------	------	------	------	------	------	------	------	------	--



One-Seater Wood or Palette Back, Armless	ZOL3 M1201	Beech	\$870	890	910	950	990	1030	1070	1110	1170	
		Maple/ Cherry	\$895	915	935	975	1015	1055	1095	1135	1195	
		Palette	\$870	890	910	950	990	1030	1070	1110	1170	



One-Seater Wood or Palette Back w/ UPH Pad, Armless	ZOL3 M1301	Beech	\$1010	1040	1060	1110	1150	1190	1230	1270	1350	
		Maple/ Cherry	\$1035	1065	1085	1135	1175	1215	1255	1295	1375	
		Palette	\$1010	1040	1060	1110	1150	1190	1230	1270	1350	



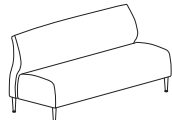
Two-Seater, UPH Back, Armless	ZOL3 M2101	n/a	\$1680	1775	1865	2005	2145	2285	2425	2565	2785	
-------------------------------	------------	-----	--------	------	------	------	------	------	------	------	------	--



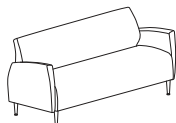
Two-Seater, UPH Back, Arms	ZOL3 M2111	n/a	\$2190	2285	2375	2515	2655	2795	2935	3075	3295	
----------------------------	------------	-----	--------	------	------	------	------	------	------	------	------	--



Three-Seater, UPH Back, Armless	ZOL3 M3101	n/a	\$2410	2550	2690	2970	3250	3530	3810	4090	4570	
---------------------------------	------------	-----	--------	------	------	------	------	------	------	------	------	--



Three-Seater, UPH Back, Arms	ZOL3 M3111	n/a	\$2920	3060	3200	3480	3760	4040	4320	4600	5080	
------------------------------	------------	-----	--------	------	------	------	------	------	------	------	------	--



## ORDERING NOTES

Zola Modular Seating is available with 4 casters, for an upcharge of \$70 list per chair. Please add a '2' at the end of the model number for casters ie; ZOL3 F1112. Zola Modular Seating is available with 2 legs and 2 casters version, for an upcharge of \$50 list per chair. Please add a '3' at the end of the model number for leg/caster version ie; ZOL3 F1113. Please note, bariatric versions are not available with either of these options.

# ZOLA MODULAR BARIATRIC

DESCRIPTION	MODEL	SPECIES	COM		COL		FABRIC GRADES				LEATHER	
			1	2	3	4	5	6	7	8	9	
One-Seater, Bariatric, UPH Back, Armless	ZOL3 MB1101	n/a	\$1040	1070	1120	1210	1300	1390	1480	1570	1730	



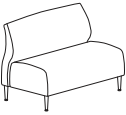
ORDERING NOTES: One-seater Bariatric seat is 30" wide.

One-Seater, Bariatric, UPH Back, Arms	ZOL3 MB1111	n/a	\$1550	1625	1695	1825	1955	2085	2215	2345	2540	
---------------------------------------	-------------	-----	--------	------	------	------	------	------	------	------	------	--




ORDERING NOTES: One-seater Bariatric seat is 30" wide between the arms.

Two-Seater, Bariatric, UPH Back, Armless	ZOL3 MB2101	n/a	\$1735	1830	1920	2060	2200	2340	2480	2620	2840	
--	-------------	-----	--------	------	------	------	------	------	------	------	------	--



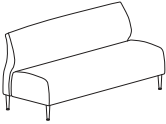
ORDERING NOTES: The Two-Seater Bariatric comes standard with a fifth leg for extra support.

Two-Seater, Bariatric, UPH Back, Arms	ZOL3 MB2111	n/a	\$2245	2340	2430	2570	2710	2850	2990	3130	3350	
---------------------------------------	-------------	-----	--------	------	------	------	------	------	------	------	------	--



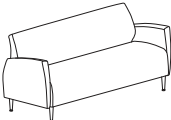
ORDERING NOTES: The Two-Seater Bariatric comes standard with a fifth leg for extra support.

Three-Seater, Bariatric, UPH Back, Armless	ZOL3 MB3101	n/a	\$2475	2615	2755	3035	3315	3595	3875	4155	4635	
--	-------------	-----	--------	------	------	------	------	------	------	------	------	--



ORDERING NOTES: The Three-Seater Bariatric comes standard with a fifth leg for extra support.

Three-Seater, Bariatric, UPH Back, Arms	ZOL3 MB3111	n/a	\$2985	3125	3265	3545	3825	4105	4385	4665	5145	
---	-------------	-----	--------	------	------	------	------	------	------	------	------	--



ORDERING NOTES: The Three-Seater Bariatric comes standard with a fifth leg for extra support.

# ZOLA BENCH

## DIMENSIONS

	Overall Width	Overall Depth	Overall Height w/ Back	Seat Height	Seat Depth	Shipping Weight	Cubes
One-seater	23	22.25	34	18.5	22.25	28	5.2
Two-seater	46	22.25	34	18.5	22.25	48	9.4
Three-seater	69	22.25	34	18.5	22.25	64	14
One-seater (Bariatric)	30	22.25	34	18.5	22.25	31	6.1

## COM YARDAGES

	COM Yardage Bench	COM Yardage 2 Benches	COM Yardage 3 Benches	COM Yardage 4 Benches
One-seater	1.33	2	2.75	4
Two-seater	1.75	3.5	4.91	6.6
Three-seater	2.5	4.5	7	8.9
One-seater (Bariatric)	1.4	2.6	3.98	5.3

To calculate the COM Yardage for more than 4 units, take the largest multiple (4 units) and add the closest remainder.  
See below for example calculations.

5 Units = Take the yardage for 4 units and add the yardage for 1 unit  
 6 Units = Take the yardage for 4 units and add the yardage for 2 units  
 7 Units = Take the yardage for 4 units and add the yardage for 3 units  
 8 Units = Take the yardage for 4 units and multiply by 2  
 9 Units = Take the yardage for 4 units, multiply by 2, add yardage for 1 unit  
 10 Units = Take the yardage for 4 units, multiply by 2, add yardage for 2 units  
 20 Units = Take the yardage for 4 units, multiply by 5  
 67 Units = Take the yardage for 4 units, multiply by 16, add yardage for 3 units

## ORDERING NOTES

Zola Bariatric Bench Two-Seaters and Three-Seaters units have the same dimensions as the Regular Bench Two-Seaters and Three-Seaters.

**FEATURES:** For a complete listing of features see pages 13 and 14.

## ZOLA BENCH

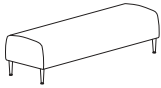
DESCRIPTION	MODEL	COM		COL	FABRIC GRADES				LEATHER	
		1	2	3	4	5	6	7	8	9
One-Seater Bench w/ Legs	ZOL3 MS11	\$550	580	610	665	720	775	830	885	970



Two-Seater Bench w/ Legs	ZOL3 MS21	\$770	805	840	915	990	1065	1140	1215	1340
--------------------------	-----------	-------	-----	-----	-----	-----	------	------	------	------



Three-Seater Bench w/ Legs	ZOL3 MS31	\$985	1035	1085	1190	1295	1400	1505	1610	1740
----------------------------	-----------	-------	------	------	------	------	------	------	------	------



## ZOLA BENCH BARIATRIC

DESCRIPTION	MODEL	COM		COL	FABRIC GRADES				LEATHER	
		1	2	3	4	5	6	7	8	9
One-Seater Bariatric Bench w/ Legs	ZOL3 MSB11	\$695	725	755	815	875	935	995	1055	1145



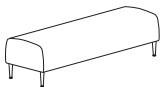
ORDERING NOTES: One-seater Bariatric Bench is 30" wide.

Two-Seater Bariatric Bench w/ Legs	ZOL3 MSB21	\$820	860	900	975	1050	1125	1200	1275	1400
------------------------------------	------------	-------	-----	-----	-----	------	------	------	------	------



ORDERING NOTES: The Two-Seater Bariatric comes standard with a fifth leg for extra support.

Three-Seater Bariatric Bench w/ Legs	ZOL3 MSB31	\$1170	1220	1270	1360	1450	1540	1630	1720	1860
--------------------------------------	------------	--------	------	------	------	------	------	------	------	------




ORDERING NOTES: The Three-Seater Bariatric comes standard with a fifth leg for extra support.

### ORDERING NOTES

Zola Bench Seating is available with 4 casters, for an upcharge of \$70 list per chair. Please add a '2' at the end of the model number for casters ie; ZOL31112. Zola Bench Seating is available with 2 legs and 2 casters version, for an upcharge of \$50 list per chair. Please add a '3' at the end of the model number for leg/caster version ie; ZOL3F1113. Please note, bariatric versions are not available with either of these options.




## ZOLA MODULAR BACKS & ARMS


DESCRIPTION	MODEL	COM		COL		FABRIC GRADES			LEATHER		COM YARDAGE	SHIPPING WEIGHT	CUBES
		1	2	3	4	5	6	7	8	9			
	ZOL3 MAL	\$310	335	360	410	460	510	560	610	680	1.5	19	3.1
	ZOL3 MAR	\$310	335	360	410	460	510	560	610	680	1.5	19	3.1
	ZOL3 MAI	\$220	230	240	260	280	300	320	340	370	0.33	13	1.8
	ZOL3 MALU	\$390	415	440	490	540	590	640	690	760	1.5	20.5	3
	ZOL3 MARU	\$390	415	440	490	540	590	640	690	760	1.5	20.5	3


### ORDERING NOTES:

The Interim Arm was designed to fit in between two seating units and therefore shortens the width between arms by 1" per seating unit. The interim Arm does not compromise the overall width of the combined benches. Zola Arms (left or right) are specified when seated. ZOL3 MALU & ZOL3 MARU are the modular arms with urethane cap .

DESCRIPTION	MODEL	COM		COL		FABRIC GRADES			LEATHER		COM YARDAGE	SHIPPING WEIGHT	CUBES
		1	2	3	4	5	6	7	8	9			
	ZOL3 MB11*	\$495	535	575	655	735	815	995	1075	1170	1.75	23	5.2
	ZOL3 MB21	\$650	705	760	870	980	1090	1200	1310	1440	2.5	39	9.4
	ZOL3 MB31	\$790	860	930	1070	1210	1350	1490	1630	1800	3.5	54	14
	ZOL3 MBB11	\$550	590	630	710	790	870	950	1030	1135	2	28	6.1

ORDERING NOTE: The Two-Seater & Three- Seater Upholstered Backs are used for the Two-Seater & Three-seater Bariatric units as well. Only Upholstered Backs can be used on bariatric units.


DESCRIPTION	MODEL	SPECIES	COM		COL		FABRIC GRADES			LEATHER		COM YARDAGE	SHIPPING WEIGHT	CUBES
			1	2	3	4	5	6	7	8	9			
	ZOL3 MB13	Beech	\$390	400	410	430	450	470	490	510	540	0.5	21	3.1
		Maple	\$420	430	440	460	480	500	510	530	570	0.5	21	3.1
		/Cherry												
		Palette	\$390	400	410	430	450	470	490	510	540	0.5	25	3.1


DESCRIPTION	MODEL	SPECIES	PRICE (\$)	SHIPPING	
				WEIGHT	CUBES
	ZOL3 MB12	Beech	\$270	19	3.1
		Maple	\$295	19	3.1
		/Cherry			
		Palette	\$270	23	3.1


### ORDERING NOTES

Modular Backs do not include legs, the back legs are taken from the seat unit and used on the Modular Back when it is attached to the seat. If additional legs are required, they can be ordered separately. See page 25 for pricing on legs.


# ZOLA MODULAR REPLACEMENT COMPONENTS

DESCRIPTION	MODEL	SPECIES	PRICE (\$)	SHIPPING WEIGHT	CUBES
Modular	ZOL3 RBM12	Beech	\$230	19	3.1
One-Seater		Maple	\$255	19	3.1
Wood Back		/Cherry			
		Palette	\$230	23	3.1

DESCRIPTION	MODEL	SPECIES	COM 1	COM 2	COL 3	COL 4	FABRIC GRADES 5	FABRIC GRADES 6	FABRIC GRADES 7	LEATHER 8	LEATHER 9	COM YARDAGE	SHIPPING WEIGHT	CUBES
Modular	ZOL3 RBM13	Beech	\$350	360	370	390	410	430	450	470	500	0.5	21	3.1
One-Seater		Maple	\$380	390	400	420	440	460	470	490	530	0.5	21	3.1
Wood Back w/ UPH Pad		/Cherry												
		Palette	\$350	360	370	390	410	430	450	470	500	0.5	25	3.1

UPH Back	ZOL3 RBM11*	n/a	\$455	495	535	615	695	775	955	1035	1130	1.75	23	5.2
	ZOL3 RBM21	n/a	\$610	665	720	830	940	1050	1160	1270	1400	2.5	39	9.4
	ZOL3 RBM31	n/a	\$750	820	890	1030	1170	1310	1450	1590	1760	3.5	54	14
	ZOL3 RBM11	n/a	\$510	550	590	670	750	830	910	990	1095	2	28	6.1


ORDERING NOTE: The Two-Seater & Three-Seater Upholstered Backs are used for the Two-Seater & Three-Seater Bariatric units as well. Only Upholstered Backs can be used.

Right or Left	ZOL3 RAMR	n/a	\$275	300	325	375	425	475	525	575	645	1.5	14	3
UPH Arm	ZOL3 RAML	n/a	\$275	300	325	375	425	475	525	575	645	1.5	14	3
	ZOL3 RAMRU	n/a	\$355	380	405	455	505	555	605	655	725	1.5	15.5	3
	ZOL3 RAMLU	n/a	\$355	380	405	455	505	555	605	655	725	1.5	15.5	3


## ORDERING NOTES:


Zola Replacement arms (left or right) are specified when seated. Replacement Modular Arms are sent without modular hardware.


Replacement Arms do not include mounting brackets. ZOL3 RAMRU & ZOL3 RAMLU are replacement arms with urethane cap.


UPH Seat	ZOL3 RSM1*	n/a	\$490	520	550	605	660	715	770	825	910	1.33	25	5.2
	ZOL3 RSM2	n/a	\$710	745	780	855	930	1005	1080	1155	1280	1.75	39	9.4
	ZOL3 RSM3	n/a	\$925	975	1025	1130	1235	1340	1445	1550	1680	2.5	50	14
	ZOL3 RSMB1	n/a	\$635	665	695	755	815	875	935	995	1085	1.75	26	6.1
	ZOL3 RSMB2	n/a	\$760	800	840	915	990	1065	1140	1215	1340	1.75	39	9.4
	ZOL3 RSMB3	n/a	\$1110	1160	1210	1300	1390	1480	1570	1660	1800	2.5	50	14

DESCRIPTION	MODEL	PRICE (\$)	SHIPPING WEIGHT	CUBES
Urethane Arm	ZOL3 AUR	\$80	1.5	0.3
Cap	ZOL3 AUL	\$80	1.5	0.3

DESCRIPTION	MODEL	COM 1	COM 2	COL 3	COL 4	FABRIC GRADES 5	FABRIC GRADES 6	FABRIC GRADES 7	LEATHER 8	LEATHER 9	COM YARDAGE	SHIPPING WEIGHT	CUBES
Back Cover	ZOL3 RCB1*	\$190	230	270	350	430	510	590	670	800	2	2.8	1.7
	ZOL3 RCB2	\$260	320	380	500	620	740	860	980	1130	3	3.6	1.7
	ZOL3 RCB3	\$320	400	480	640	800	960	1120	1280	1480	3.75	4.3	1.7
	ZOL3 RCBB1	\$210	250	290	370	450	530	610	690	810	2	2.8	1.7

Seat Cover	ZOL3 RCS1*	\$170	200	230	290	350	410	470	530	620	1.33	2.3	1.7
	ZOL3 RCS2	\$220	260	300	380	460	540	620	700	830	1.75	2.6	1.7
	ZOL3 RCS3	\$280	330	380	430	480	530	580	630	710	2.5	3.8	1.7
	ZOL3 RCSB1	\$260	295	330	400	470	540	610	680	780	1.75	2.6	1.7

Seat Pad	ZOL3 RP	\$140	150	160	180	200	220	240	260	290	0.5	1.6	2
													

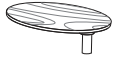
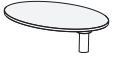








Arm Covers	ZOL3 RCAR	\$170	200	230	290	350	410	470	530	610	1.5	2.5	1.7
Right, Left	ZOL3 RCAL	\$170	200	230	290	350	410	470	530	610	1.5	2.5	1.7
or Interim	ZOL3 RCAI	\$110	120	130	150	170	190	210	230	255	0.33	1.5	1.7
	ZOL3 RCARU	\$250	280	310	370	430	490	550	610	690	1.5	2.5	1.7
	ZOL3 RCALU	\$250	280	310	370	430	490	550	610	690	1.5	2.5	1.7

ORDERING NOTES: Replacement Arm Covers (left or right) are specified as seated. ZOL3 RCARU & ZOL3 RCALU are arm covers for arms with the urethane arm cap option.

## ORDERING NOTES

Modular Upholstered Replacement Backs are supplied with velcro upholstery that allows for assembly of existing "L" brackets on site prior to assembly to the bench. Replacement Backs do not include mounting brackets and legs and Replacement Seat/Benches do not include legs and joining brackets. The hardware can be transferred from the original component to the replacement component. If new hardware is required, Modular Arms/Backs/Benches should be ordered.

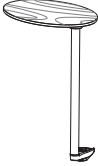
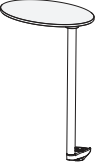
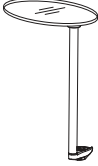
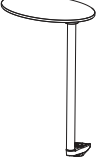

# ZOLA MODULAR & LOUNGE REPLACEMENT COMPONENTS

DESCRIPTION	MODEL	SPECIES	PRICE (\$)	SHIPPING WEIGHT	CUBES
Wood Tablet & Mounting Plate Only	ZOL3 RT1	Beech	\$240	5	0.32
		Maple /Cherry	\$255	5	0.32
Painted Tablet & Mounting Plate Only	ZOL3 RT2	n/a	\$175	5	0.32
					
Glass Tablet & Mounting Plate Only	ZOL3 RT3	n/a	\$410	6	0.32
					
Laminate Tablet & Mounting Plate Only	ZOL3 RT4	n/a	\$250	5	0.32
					
Leg	ZOL3 RLS	n/a	\$35	1	0.125
					
Leg Glide (4)	ZOL3 RLG	n/a	\$15	0.2	0.01
					
Caster Leg	ZOL3 RLC	n/a	\$25	0.4	0.125
					
Caster Without Brake	ZOL3 RC1	n/a	\$35	0.4	0.125
	ORDERING NOTES: Casters can not be ordered as replacement items for bariatric units.				
Caster With Brake	ZOL3 RC2	n/a	\$45	0.4	0.125
	ORDERING NOTES: Casters can not be ordered as replacement items for bariatric units.				
Seat to Seat Bracket	ZOL3 RLKB2		\$60	1	0.125
	ORDERING NOTE: (KB2) - seat to seat bracket				

## ORDERING NOTES

The Zola replacement tablets on this page include the top with mounting plate only. For the full tablet version, please refer to page 26. Please note when Zola Modular Seats are ordered, each seat is automatically supplied with two seat to seat brackets (ZOL3 RLKB2).

# ZOLA TABLETS & ELECTRICAL

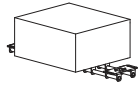
DESCRIPTION	MODEL	SPECIES	PRICE (\$)	SHIPPING WEIGHT	CUBES
Wood Tablet	ZOL3 T1	Beech	\$325	12	2
		Maple /Cherry	\$340	12	2
Tablet with Palette Finish	ZOL3 T2	n/a	\$260	12	2
					
Glass Tablet	ZOL3 T3	n/a	\$495	13	2
					
Laminate Tablet	ZOL3 T4	n/a	\$335	12	2
					
<p>ORDERING NOTES: The laminate tablet comes standard with a polymer edge.</p>					
Surface Module	ZOL3 POWERDOC		\$190	4	0.375
<p>ORDERING NOTES: The Power Doc brings power and communications to Zola users. Mountable on both seats and tables, it has a self-closing metal cover for safety and cleanliness. Power Docs are supplied with 10 feet of electrical cord and two cable straps, for feeding two front-facing, and one rear-facing, simplex receptors - so Docs can be daisy-chained. Each Power Doc features two 12 amp, 120 volt receptacles, two USB output ports, one USB input port, one RJ-45port, and one RJ-11 port. An optional Mesh Wire Manager is available to channel cabling to wall or floor monuments.</p>					
Wire Manager Shroud	ZOL3 WM10		\$75	1	0.375
					
<p>ORDERING NOTES: Comes in a 10' length when ordered. Can be cut to size on site.</p>					

## ORDERING NOTES

Please note Zola Tablets are universally handed and do not need to be specified right or left when ordering.

# ZOLA MODULAR LINKING TABLES

DESCRIPTION	MODEL	BEECH PALETTE LAMINATE	MAPLE CHERRY	LAMINATE TOP W/ BEECH SIDES	LAMINATE TOP W/ MAPLE / CHERRY SIDES	W	D	SHIPPING	
								WEIGHT	CUBES
Middle Linking	ZOL4 LKM12	\$625	655	688	721	12	16	22	2.3
Modular Table	ZOL4 LKM18	\$660	695	726	765	18	16	24	2.9
	ZOL4 LKM24	\$680	730	748	803	24	16	29	3.7

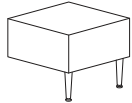


ORDERING NOTE: Middle Linking Modular Table ships with 2 KB1 brackets.

TABLE SIZE	SOLID SURFACE TOP UPCHARGE				
LKM12	\$200	12	16	28	2.3
LKM18	\$250	18	16	33	2.9
LKM24	\$310	24	16	40	3.7

ORDERING NOTE: Middle Linking Modular Table ships with 2 KB1 brackets.

DESCRIPTION	MODEL	BEECH PALETTE LAMINATE	MAPLE CHERRY	LAMINATE TOP W/ BEECH SIDES	LAMINATE TOP W/ MAPLE / CHERRY SIDES	W	D	SHIPPING	
								WEIGHT	CUBES
End Modular	ZOL4 LKE12	\$665	700	732	770	12	16	19	2.3
Table (Square)	ZOL4 LKE18	\$695	730	765	803	18	16	23	2.9
	ZOL4 LKE24	\$725	760	798	836	24	16	28	3.7

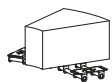


ORDERING NOTE: End Linking Modular Table ships with 1 KB1 bracket.

TABLE SIZE	SOLID SURFACE TOP UPCHARGE				
LKE12	\$200	12	16	25	2.3
LKE18	\$250	18	16	32	2.9
LKE24	\$310	24	16	39	3.7

ORDERING NOTE: End Linking Modular Table ships with 1 KB1 bracket.

DESCRIPTION	MODEL	BEECH PALETTE LAMINATE	MAPLE CHERRY	LAMINATE TOP W/ BEECH SIDES	LAMINATE TOP W/ MAPLE / CHERRY SIDES	W	D	SHIPPING	
								WEIGHT	CUBES
Curvilinear 30° Table	ZOL4 LKC30	\$645	680	710	748	16	16.5	15	2.3

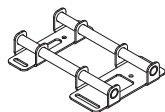


ORDERING NOTE: Curvilinear Linking Modular Table ships with 2 KB1 brackets.

TABLE SIZE	SOLID SURFACE TOP UPCHARGE				
LKC30	\$320	16	16.5	19	3.1

ORDERING NOTE: Curvilinear Linking Modular Table ships with 2 KB1 brackets.

DESCRIPTION	MODEL	PRICE (\$)	SHIPPING	
			WEIGHT	CUBES
Linking Brackets	ZOL3 RLKB1	\$70	3	0.125



ORDERING NOTE:  
(KB1) - table to seat bracket

## ORDERING NOTES

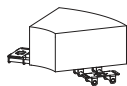
Middle tables are automatically supplied with two ZOL3 RLKB1 (table to seat bracket) brackets for fastening to benches. End tables are automatically supplied with one ZOL3 RLKB1 (table to seat bracket) bracket for fastening to benches.

Zola Middle tables have the ability to be easily reconfigured, as they are universal and non-handed. They can be moved to a reverse position in almost any configuration to provide a high level of flexibility when specifying.

The Solid Surface top option is priced as an upcharge to existing table model number. Please add a "S" to the end of the model number and then add the upcharge ie: ZOL4 LKE12S is \$665 list for beech, plus \$200 list upcharge for the solid surface option. Zola Solid Surface tables have a 1/2" thickness on top of the existing table, with a 1 mm overhang soft radius vertical edge).

# ZOLA MODULAR LINKING TABLES

DESCRIPTION	MODEL	BEECH PALETTE LAMINATE	MAPLE CHERRY	LAMINATE TOP W/ BEECH SIDES	LAMINATE TOP W/ MAPLE / CHERRY SIDES	W	D	SHIPPING WEIGHT	CUBES
Curvilinear 45° Table	ZOL4 LKC45	\$695	730	765	803	16	17	17	2.9

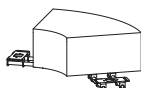


ORDERING NOTE: Curvilinear Linking Modular Table ships with 2 KB1 brackets.

TABLE SIZE	SOLID SURFACE TOP UPCHARGE								
LKC45	\$400					16	17	24	2.9

ORDERING NOTE: Curvilinear Linking Modular Table ships with 2 KB1 brackets.

DESCRIPTION	MODEL	BEECH PALETTE LAMINATE	MAPLE CHERRY	LAMINATE TOP W/ BEECH SIDES	LAMINATE TOP W/ MAPLE / CHERRY SIDES	W	D	SHIPPING WEIGHT	CUBES
Curvilinear 60° Table	ZOL4 LKC60	\$725	765	798	842	16	17.5	20	3.7

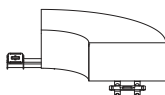


ORDERING NOTE: Curvilinear Linking Modular Table ships with 2 KB1 brackets.

TABLE SIZE	SOLID SURFACE TOP UPCHARGE								
LKC60	\$480					16	17.5	29	3.7

ORDERING NOTE: Curvilinear Linking Modular Table ships with 2 KB1 brackets.

DESCRIPTION	MODEL	BEECH PALETTE LAMINATE	MAPLE CHERRY	LAMINATE W/ BEECH SIDES	LAMINATE TOP W/ MAPLE / CHERRY SIDES	W	D	SHIPPING WEIGHT	CUBES
Curvilinear 90° Table	ZOL4 LKC90	\$810	855	891	941	16	19	24	5.4

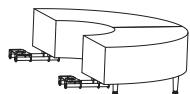


ORDERING NOTE: Curvilinear Linking Modular Table ships with 2 KB1 brackets.

TABLE SIZE	SOLID SURFACE TOP UPCHARGE								
LKC90	\$560					16	19	38	5.4

ORDERING NOTE: Curvilinear Linking Modular Table ships with 2 KB1 brackets.

DESCRIPTION	MODEL	BEECH PALETTE LAMINATE	MAPLE CHERRY	LAMINATE TOP W/ BEECH SIDES	LAMINATE TOP W/ MAPLE / CHERRY SIDES	W	D	SHIPPING WEIGHT	CUBES
Curvilinear 90°x2 Table	ZOL4 LKC90X2	\$1610	1660	1771	1826	16	19	55	10



ORDERING NOTE: Curvilinear Linking Modular Table ships with 2 KB1 brackets.

TABLE SIZE	SOLID SURFACE TOP UPCHARGE								
LKC90X2	\$1180					16	19	82	10


ORDERING NOTE: Curvilinear Linking Modular Table ships with 2 (KB1) brackets.

## ORDERING NOTES

The Solid Surface top option is priced as an upcharge to existing table model number. Please add a "S" to the end of the model number and then add the upcharge ie: ZOL4 LKC90S is \$810 list for beech, plus \$560 list upcharge for the solid surface option. Zola Solid Surface tables have a 1/2" thickness on top of the existing table, with a 1 mm overhang (soft radius vertical edge).

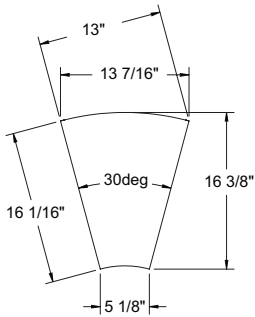
When fastening two linking tables (ZOL4 LKC90X2) together, mounting hardware will be provided when ordered, that will include one leg per table (to a maximum of two legs), which will be mounted on the adjoining seam. Please note under in model ZOL4 LKH12, the "12" corresponds to the length of the table.

ZOLA MODULAR LINKING TABLES

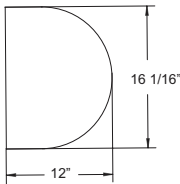
DESCRIPTION	MODEL	BEECH PALETTE LAMINATE	MAPLE CHERRY	LAMINATE TOP W/ BEECH SIDES	LAMINATE TOP W/ MAPLE / CHERRY SIDES	W	D	SHIPPING WEIGHT	CUBES
Curvilinear End Round Table	ZOL4 LKH12	\$705	740	776	814	16	19	18	2.3
ORDERING NOTE: Curvilinear Linking Modular Table ships with 1 KB1 brackets.									
									
TABLE SIZE	SOLID SURFACE TOP UPCHARGE								
LKH12	\$200					16	19	23	2.3
ORDERING NOTE: Curvilinear Linking Modular Table ships with 1 KB1 bracket. The Solid Surface top option is priced as an upcharge to existing table model number. Please add a "S" to the end of the model number and then add the upcharge ie: ZOL4 LKH12S is \$705 list for beech, plus \$200 list upcharge for the solid surface option. Zola Solid Surface tables have a 1/2" thickness on top of the existing table, with a 1 mm overhang (soft radius vertical edge).									

CURVILINEAR TABLE DIMENSIONS

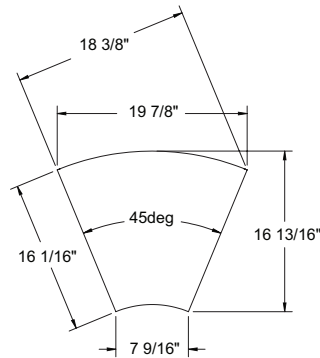
ZOL4 LKC30



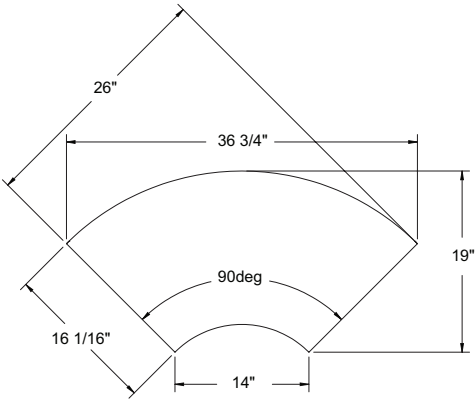
ZOL4 LKH12



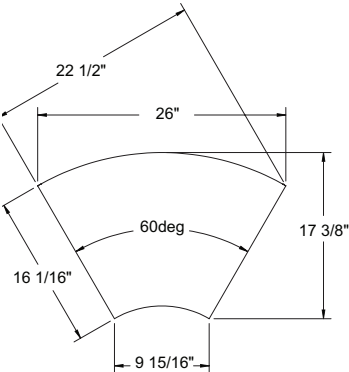
ZOL4 LKC45



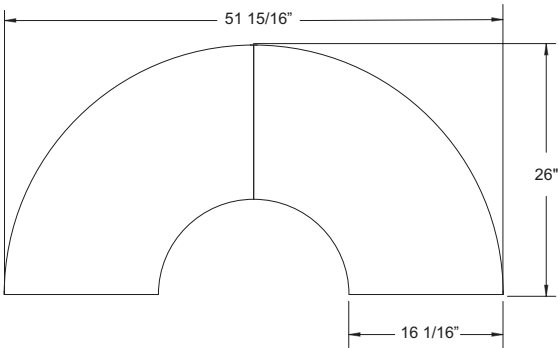
ZOL4 LKC90



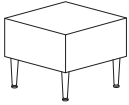
ZOL4 LKC60

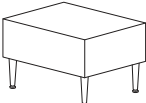


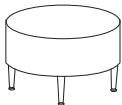
ZOL4 LKC90X2



## ZOLA FREESTANDING TABLES

DESCRIPTION	MODEL	BEECH PALETTE LAMINATE	MAPLE CHERRY	LAMINATE TOP W/ BEECH SIDES	LAMINATE TOP W/ MAPLE / CHERRY SIDES	W	D	H	SHIPPING WEIGHT	CUBES
Square Tables	ZOL4 181815	\$695	730	765	803	18	18	14.75	24	2.9
	ZOL4 242415	\$750	790	825	869	24	24	14.75	34	4.5
	TABLE SIZE	SOLID SURFACE TOP UPCHARGE								
	181815	\$250				18	18	14.75	34	2.9
	242415	\$420				24	24	14.75	52	4.5

DESCRIPTION	MODEL	BEECH PALETTE LAMINATE	MAPLE CHERRY	LAMINATE W/ BEECH SIDES	LAMINATE TOP W/ MAPLE / CHERRY SIDES	W	D	H	SHIPPING WEIGHT	CUBES
Rectangular Tables	ZOL4 241815	\$720	761	792	838	24	18	14.75	28	3.7
	ZOL4 482415	\$860	912	946	1003	48	24	14.75	56	10
	TABLE SIZE	SOLID SURFACE TOP UPCHARGE								
	241815	\$360				24	18	14.75	42	3.7
	482415	\$840				48	24	14.75	67	10

DESCRIPTION	MODEL	BEECH PALETTE LAMINATE	MAPLE CHERRY	LAMINATE TOP W/ BEECH SIDES	LAMINATE TOP W/ MAPLE / CHERRY SIDES	W	D	H	SHIPPING WEIGHT	CUBES
Round Tables	ZOL4 18D15	\$740	786	814	864	18	-	14.75	16	2.9
	ZOL4 24D15	\$790	834	869	918	24	-	14.75	23	4.5
	ZOL4 30D15	\$880	931	968	1024	30	-	14.75	34	7.3
	TABLE SIZE	SOLID SURFACE TOP UPCHARGE								
	18D	\$270				18	-	14.75	23	2.9
	24D	\$450				24	-	14.75	37	4.5
	30D	\$580				30	-	14.75	75	7.3

### ORDERING NOTES

The Solid Surface top option is priced as an upcharge to existing table model number. Please add a "S" to the end of the model number and then add the upcharge ie: ZOL4 18D15S is \$740 list for beech, plus \$270 list upcharge for the solid surface option. Zola Solid Surface tables have a 1/2" thickness on top of the existing table, with a 1 mm overhang (soft radius vertical edge).