

July 2012

EMME
PLANNING GUIDE & PRICE LIST

NUCRAFT



You design. Let us handle the details.

Nucraft offers a free, online product configuration and specification service that saves you time and allows you to be creative while leaving the nuts and bolts to someone else.

- No special software is required, nor is there any learning curve.
- The service applies to all Nucraft products including private office products, conference room products, reception stations, and training tables.
- You can generate quick and accurate answers for budget estimates and/or quick and exact specifications for final quotes.
- Revisions can be made any time you like, and total accuracy is guaranteed.

How it works.

Called iSpec, this service is as close as your phone and your Internet-connected computer. You can use it anytime you need to configure, specify, or price Nucraft furniture. Here is how it works :



1. Schedule an iSpec session by calling 1-877-NUCRAFT or by visiting www.nucraft.com/ispec. (You will be asked to provide some preliminary information on the project. We will respect the confidentiality of the information.)



2. At the scheduled time, a Nucraft project specialist will contact you at the telephone number you provide.



3. You will be directed to the online collaboration site. (All you need is an Internet connection and a Web browser.)



4. Once you are at the site, the Nucraft project specialist will work with you in real time to configure the required product based on your specific direction. (Watch the screen as your workstation appears.)



5. When the specification process is completed, you will receive 2-D or 3-D drawings, the specification itself with guaranteed accurate pricing, and the estimated lead time. (Follow-up sessions may be scheduled at your request to make any necessary modifications.)

iSPEC — IT'S FAST, IT'S FLEXIBLE, IT'S A FREE SERVICE FROM NUCRAFT.

Introduction

Nucraft Representatives	4
General Information	5
Finish Information	6-7
Surface Materials	8
Bench Fabric	9
Specification Tools	10
Environmental Statement	10

Nucraft Representatives

Nucraft has independent sales representatives throughout the United States, Canada, Mexico, and the Middle East.
Please visit www.nucraft.com/find-a-rep to locate a sales representative in your territory.

General Information

This price book supercedes all previous versions.

How to Order

Before placing your order, confirm you have all required information necessary. Lead times for orders begin after all required information is included and correct.

Delivery Information

Our goal has always been to provide the very best service to our customers. We know lead times are important and sticking to them even more so. We work to maintain a 6-8 week lead time on all standard products in this book from receipt of a clean order. All orders are acknowledged with an approximate shipping date and will be invoiced with the price in effect at the date the purchase order is received.

Shipping charges are prepaid (within the continental U.S.). Therefore, pricing is a delivered price based on normal ground transportation. If you have special instructions, need to ship by air, or are shipping to Alaska or Hawaii, contact Nucraft Customer Service. Nucraft can also help arrange to have products blanket wrapped for an additional charge. Contact Nucraft Customer Service team or specify it on your purchase order.

Minimum Freight Charge: Any order below \$1,600 net will be assessed an \$180 net minimum freight charge (one per order).

Orders are subject to acquiring the materials required for manufacturing. Fulfillment can be affected by strikes, fires, embargoes and acts of government. These elements are beyond our control.

Freight Terms

Shipping charges for Nucraft products are prepaid in the continental United States. Product ships FOB dock. The customer obtains title to their product and materials, and assumes the risk of loss for them, upon shipment from Nucraft's facilities.

Storage

Nucraft has no storage facilities for finished product. If a customer cannot accept an order when it is ready for shipment, the customer must designate an alternative shipping address. If no address is provided, Nucraft may, in its discretion, transfer the product to storage. If product is transferred to an off-site storage facility, the customer may be charged for transportation to the facility and for any associated storage fees. Nucraft considers transfer of the product to a storage facility the equivalent of shipment, including invoicing and payment. Customers assume the risk of damage or loss during storage.

Transportation Times and Delays

Third party carriers that Nucraft contracts with will make reasonable efforts to accommodate requested delivery times and dates. Scheduled delivery appointments may, however, be delayed for a variety of reasons, including inclement weather, traffic, transportation equipment problems, and delays encountered at other delivery locations along the delivery route. Nucraft does not recommend scheduling activities that depend on the delivery appointment (for example, scheduling furniture installers to install furniture the day of the delivery appointment). Nucraft shall not be liable for any costs incurred as a result of a missed delivery appointment.

Shipment Damage Claims

Legal title to merchandise passes to the buyer upon acceptance by the carrier. **Inspect all cartons upon delivery.** Details of visible damage should be noted on the delivery receipt. Do not install product if damage is found upon inspection. The carrier should be notified by the buyer to inspect the merchandise, and file a claim immediately. If visible damage is not apparent, sign the delivery receipt "No visible damage." This will allow recourse for a concealed damage claim. Although most claims for transportation

damages must be filed against the carrier within nine months of the date of delivery, concealed damage claims must be filed within 15 days of receipt.

Do not destroy packing materials until shipment has been inspected. Then proceed to file a claim with the carrier.

Failure to make any claims against Nucraft within 10 days shall constitute acceptance of the merchandise and a waiver of any defects, errors or shortages discovered upon inspection.

Cancellations

Cancellations must be reviewed by our Customer Service team. Because we build your products to order, orders cannot be cancelled once processing has begun. If cancellation is approved, a processing fee of 20-100% will be assessed based upon the manufacturing status of the order. Orders for specially constructed or finished products cannot be cancelled once the product is started.

Repair Authorization

Prior written approval is required for repairs of merchandise charged to Nucraft. Failure to do so will result in customer funded repairs.

Payment Terms

Terms of payment consist of a 1% cash discount for payment within 10 days of invoice date or payment of the net amount due within 30 days of the invoice date (1% 10 days, net 30 days). Discount is not allowed on credit card payments.

Credit Card Payments

When paying by credit card (Visa, Mastercard or American Express), include the card number, expiration date, card holder name (printed) and card holder signature on the purchase order. A credit card payment form is available upon request. No cash discount allowed on credit card payments.

Warranty

Nucraft warrants that each piece of furniture it manufactures will be free from defects in materials and workmanship for a period of ten years of single-shift use. Textiles, decorative trim, electrical components, lamps, mechanical devices, casters and custom-made products not described in Nucraft's catalog are warranted for one year from the date of original delivery. This warranty is applicable only if the furniture is given normal and proper care and is properly installed and maintained in an office environment. This warranty extends only to products manufactured and sold in North America and only to original purchasers acquiring new Nucraft products through authorized dealers, or from others specifically authorized by Nucraft to sell its products.

Nucraft's sole obligation under this warranty is to repair or replace, at Nucraft's discretion, products which prove to be defective during the warranty period. Purchasers may be required to establish that a claim is within the warranty period. To initiate a warranty claim, the purchaser should contact an authorized Nucraft dealer.

This warranty does not cover: 1) Damage caused by a carrier 2) COM (Customer's Own Material) specified by the customer that is not a standard product offering 3) Color, grain or texture of wood and other covering materials (due to the natural variations over which Nucraft has no control) 4) Damages resulting from user modification, attachments to a product, misuse, abuse, alteration or negligent use.

Nucraft extends no other warranties, expressed or implied, including warranty of merchantability or fitness for a particular purpose. Nucraft shall not be liable for loss of time, inconvenience, commercial loss, incidental or consequential damages.

Finish Information

Custom Finishes

Nucraft specializes in expert custom finish matching. For a nominal upcharge we can provide custom finishes, and we are frequently asked to match the finishes of other furniture manufacturers. For orders over \$5000 list, a finish sample will automatically be sent for approval prior to entering the order. Additionally, for finishes that appear unusual to match or for customers directly requesting a sample, a finish sample will also be sent for approval prior to entering the order.

Custom finishes requiring colored varnishes to create a painted look can only be applied to Maple veneer and require one extra week in addition to the standard leadtime. Nucraft's standard black finish (G82) can be applied to all Nucraft standard veneers. Walnut is the standard black veneer. Other species must be specified when ordering.

Custom finishes carry a 10% upcharge per item, per finish.

Do not add the finish upcharge to any item that is not wood. Example: casters, ganging connectors.

Treatments

Note: Incoming orders without a treatment specified will default to our standard Gloss treatment.

Gloss: Our standard treatment. Gloss is a durable finish that tends to nicely mask normal wear and leaves wood grain visible to the eye. It achieves a medium gloss open pore appearance (40 – 50 sheen range). Finish numbers preceded by the letter "G" indicate a Gloss finish.

Matte: Like Gloss, Matte is durable, tends to nicely mask normal wear and leaves wood grain visible to the eye. It achieves a low luster, open pore appearance (10 – 20 sheen range). Finish numbers preceded by the letter "M" indicate a Matte finish.

High Gloss: A full filled hand rubbed treatment, High Gloss has a mirror-like appearance (80 – 90 sheen range). High Gloss treatments tend to show wear as well as grain and surface irregularities to a greater degree. Finish numbers preceded by the letter "H" indicate a High Gloss finish. **There is a 10% upcharge per item for a High Gloss finish.**

When viewing a High Gloss finish from certain angles, you may notice subtle rubbing lines, which is characteristic of any rubbed finish treatment. High Gloss treatments are applied to top surfaces only of products up to 50" in height. A Gloss treatment is then applied to all other exposed surface areas.

Since each veneer type responds differently to both types of treatment, all will have a distinctive look and feel when finished. For example, a Walnut veneer with a Gloss treatment will remain much more textured than a Cherry veneer with the same treatment.

About the Wood

All Nucraft veneers are carefully selected for uniformity of color and grain. Still, wood is a natural substance and minor variations may occur due to its own uniqueness. Because of this, the furniture you receive may not be an exact match to our samples.

Nucraft takes great pride in our finish color consistency. However, wood is a natural product that will have color variation within a single piece of furniture, as well as from one piece to the next. Other factors also affect color over time, such as exposure to light (both intensity and duration). For example, lighter finishes cause more variation in colors over time.

In cases where a returning customer wants a precise match with existing furniture, we recommend sending a sample of the existing furniture finish. Please contact Nucraft Customer Service to determine an appropriate sample. This will ensure a finish match between old and new orders. This type of order is considered a control sample. There will be a 10% upcharge on an order of this type. Due to natural aging of veneers, natural finishes may vary.

Care and Maintenance of Wood Finishes

Our finish material is a crystal clear, urethane acrylic blend. This type of finish may be repaired in the field by a qualified refinisher. Contact our Nucraft Customer Service team for detailed touch-up and refinishing instructions.

Nucraft recommends using a damp cloth to clean your fine wood furniture. Always wipe with the grain of the wood. Should your wood furniture require a more thorough cleaning, we recommend using a mild cleaner such as Joy dish soap or Murphy's oil soap, thoroughly diluted in water (one part soap to thirty parts water). Water will not damage Nucraft's finish, but will leave surface spots when it dries. To avoid this, dry the surface with a soft cloth after it is cleaned. Marks that cannot be removed with the cleaning methods above may be able to be removed using naphtha, a mild degreasing solvent.

Caution: while the use of polishes that contain wax, petroleum solvents or silicones may immediately enhance the "shine" of a product, it may also eventually remove the fine original finish applied in our factory. Silicone on the surface of wood may also make it very difficult to respray or refinish.

All Nucraft furniture is inspected and polished before it leaves our factory. In some instances, the packing materials may imprint on the factory polish. Cleaning and polishing the furniture once it is unpacked will normally restore the furniture to its original beauty.

In some cases, the rubber support feet used on the bottom of common office equipment (teleconferencing phones, laptops, microphones, copiers, etc.) can create unsightly marks in the surface of wood tops, due to oxidation of the lacquer finish. We suggest these machines be placed on a protective type of padding, such as felt.

Finish Information

Laminates

Selected WilsonArt laminates are available on Satellite Tables, A/V and Presentation Cart top insets as well as Conference Tables, Conference Room Furniture, Visual Boards and select Occasional Tables. For standard laminate and wood pricing, refer to individual item pricing columns.

Non-Standard Laminates

To order a color other than those on our list (see Page 8), refer to Nevamar, WilsonArt, or Formica standard grade, matte texture or Pionite standard grade, suede texture laminate offerings (excluding manufacturers' non-standard matte offering). **Add \$90 list per item for a non-standard solid, matrix or pattern.** Add 20% per color for woodgrain laminates (includes stained-to-match for remainder of unit to match laminate color). Add one week to the lead-time for all non-standard laminate orders. Call the Nucraft Customer Service team for quotes on premium grades and laminates. Mirror and metal laminates are not available.

Care and Maintenance of Laminate

Laminate surfaces may be cleaned with a damp cloth and ordinary soap or non-abrasive household liquid detergent. Dry the surface with a clean cloth or soft paper towel to prevent streaks from appearing.

Care and Maintenance of Metal

Metal surfaces can be wiped with a damp cloth and rubbed dry. A mild non-abrasive household liquid detergent can be used if necessary. Regular maintenance of metal components, including tightening of fasteners and light lubrication of moving parts, will extend the life of your furniture.

Care and Maintenance of Glass

Clear or frosted glass may be cleaned with commercial glass cleaner. Be sure to use a lint-free cloth if cleaning the frosted side of the glass.

Care and Maintenance of Stone

Marble: Marble is porous and stains easily. Wipe off anything spilled on marble immediately. Occasionally wash marble surfaces with lukewarm water and wipe dry with a clean cloth. To avoid leaving streaks, wipe surface with a damp chamois. Should your marble surfaces require a more thorough cleaning, wash with a mild household liquid detergent solution, rinse and wipe dry. A light coat of wax will protect the surface of marble but is not considered essential. If wax is applied, it should be a colorless wax.

Granite: Granite surfaces may be cleaned with a damp cloth and ordinary soap or non-abrasive household liquid detergent. Dry the surface with a clean cloth or soft paper towel to prevent streaks from appearing.

Care and Maintenance of Leather

Genuine leather requires very little care. Nucraft recommends that leather be dusted regularly. If a more thorough cleaning is needed, use lukewarm water and a mild, non-abrasive soap. Generate some lather and lightly rub the surface with cheesecloth. Rinse off any soap film with clean water and towel dry. The leather may dry dull. To restore the leather to a normal gloss, rub it with a clean towel. Never use furniture polish, oil, varnish or ammonia. Saddle soap may be used to prevent the leather from becoming brittle or cracked and to maintain the original supple finish.

Touch Up Finish Kits

Model #	Description	Price
KIT-M	Metal Kit	80
KIT-P	Paint Kit	80
KIT-S	Stain Kit	80

REQUIRED INFORMATION:

(ORDER CANNOT BE ENTERED WITHOUT THIS INFORMATION)

- Kit model number
- Quantity of kits
- Specify finish (See Page 8)

General Information:

- Touch-up kits must be ordered on a purchase order separate from Nucraft product due to Hazmat shipping

Surface Materials

WOOD FINISHES

	Quartered Veneer			Double Cut Veneer	
	Matte	Gloss default finish	High Gloss 10% upcharge per item	Matte	Gloss
Maple					
Natural Maple	n/a	n/a	n/a	M2260	G2260
Amber Maple	M64	G64	H64	M2264	G2264

*Not available on Fleet

Cherry

Copper Cherry	M92	G92	H92	M2292	G2292
Auburn Cherry	M93	G93	H93	M2293	G2293
Spring Cherry	M95	G95	H95	M2295	G2295
CoCo Cherry	M96	G96	H96	M2296	G2296
Woodford Cherry	M98	G98	H98	M2298	G2298
Cordovan Cherry	M99	G99	H99	M2299	G2299

Walnut

Sierra Walnut	M14	G14	H14	M2214	G2214
Natural Walnut	M25	G25	H25	M2225	G2225
Mocha Walnut	M33	G33	H33	M2233	G2233
Marron Walnut	M35	G35	H35	M2235	G2235
Cafe Walnut	M36	G36	H36	M2236	G2236
Castano Walnut	M37	G37	H37	M2237	G2237
Onyx Walnut	M82	G82	n/a	M2282	G2282

Oak

Light Rift Cut Oak**	M53	G53	n/a		
Sorrel Rift Cut Oak**	M55	G55	n/a		
Mocha Rift Cut Oak**	M57	G57	n/a		

**Not available on Camelot, Diamante, Eased Edge, Legere, Paragon, and Plaza.

Quartered Figured Anigre (Premium)***

Golden Qtrd. Figured Anigre	M15	G15	H15		
Copper Qtrd. Figured Anigre	M16	G16	H16		
Natural Qtrd. Figured Anigre	M17	G17	H17		

***Available only on Emme, Centric, Neos Conference, Tavola and Flow.

English Sycamore (Premium)****

Ashen English Sycamore	M40	G40	H40		
Slate English Sycamore	M42	G42	H42		

****Available only on Emme and Talis.

Black Limba (Premium)****

Sable Black Limba	M71	G71	H71		
Morel Black Limba	M73	G73	H73		

****Available only on Emme and Talis.

PLEASE NOTE: Grain direction is horizontal on Emme (except when Premium Veneer is specified).

PLEASE NOTE: Additional product specific material selections are listed, where applicable, in the Required Information section of each product.

PAINTS

Punch	S83
Cayenne	S84
Peacock	S86
Limelight	S89
Pearl	S80
Black	S44
Moonlight	S87
Burnished	S88

Paint-To-Match[†]

[†]Paint sample must be matched and approved prior to order.

METAL LEG FINISH

Nickel	A43
Black	A44
Metallic Silver	A47
Graphite	AGR
Snow	ASN
Brushed Stainless	BSS
Polished Stainless	APS
Blackened Nickel	ABN

GLASS

Satin Clear	CS
Satin Back-Painted White	WS
Satin Back-Painted Black	BS

STONE TOPS

Absolute Black	AB-7-D
Vittoria Gold	VG-6-D
Black Impala	BI-5-D

Available only on select Occasional Tables and Flow. Stone orders may affect lead times. Please contact customer service for details.

Bench Fabric

GRADED FABRIC PROGRAM

Top quality upholstery and fabrics have been graded into the price list. We work with various distributors and now offer a larger selection of fabrics. For a current list of graded-in manufacturers, check our website at www.nucraft.com

NET PRICE PER YARD	NUCRAFT GRADE
\$19.99 and below	A
\$20.00 - 29.99	B
\$30.00 - 39.99	C
\$40.00 - 49.99	D
\$50.00 - 59.99	E
\$60.00 - 69.99	F
\$70.00 - 79.99	G
\$80.00 and above: contact Nucraft Customer Service	

For additional information on our graded-in fabrics program, please go to www.nucraft.com.

FIRE RESISTANCE

All Nucraft benches incorporating upholstery fabrics meet California Technical Bulletin 116/117 and BIFMA X5.7 - Voluntary Upholstered Furniture Flammability Standard for Non-Residential, Non-Live-In Occupancies.

COM LEATHER SPECIFICS

The following is a guide for specifying leather requirements. The guide is based on the following general information.

A full "domestic" hide is approximately 50-60 square feet. A specialty or calf hide is approximately 35 square feet. Of this footage there are various non-usable areas included in the hide's size. Conversion of fabric yardage to leather is approximately 1 yard = 18 square feet.

Bench Requirements

48" benches will require 1/2 domestic hide or 1 full calf hide.

60" benches will require 1 domestic hide or 2 calf hides.

72" benches will require approximately 1 full domestic hide or 3 calf hides.

The boxing around the seat, if required, will have 4-6 seams that will be placed aesthetically based on the yield and usable remains of the hides.

Specification Tools

Computer Aided Planning

Nucraft products and pricing are available on CD via CAP (Computer Aided Planning), a product of 20 20 Technologies.

Cap Studio is an integrated software system developed specifically for interior designers and facility planners to enhance workplace performance. This modern suite of applications works together seamlessly, in concert. Navigate catalogs, select products, design in plan view and 3D, assign options, create worksheets and build a project where you want, when you want. Take your pick. It's dynamic and interactive. Design projects are a work in progress. And now you can perform any of the many discrete tasks that go into a project any time, any place.

For additional information you may contact 20 20 direct at 800-227-0038.

iSpec®

Nucraft offers a free online product configuration and specification service that saves you time and allows you to be creative while leaving the nuts and bolts to someone else. No specific software is required, nor is there any learning curve. This service applies to all Nucraft products. For additional information, call 1-877-NUCRAFT and ask for the iSpec Team or log on to www.nucraft.com/ispec.



Environmental Statement

Environmental Options

Nucraft is committed to supporting responsible environmental policies and practices in all that we do. We strive for sustainability, weighing our business decisions against the costs to the ecological, social and economic systems they affect.

Our products are manufactured to meet one or more of the following credit requirements of the U.S. Green Building Council's LEED rating systems:

Recycled Content

LEED Credit MR 4.1

Requirement: The sum of post-consumer recycled content plus 1/2 (one-half) of the pre-consumer content shall constitute at least 10% of the product (by weight).

LEED Credit MR 4.2

Requirement: The sum of post-consumer recycled content plus 1/2 (one-half) of the pre-consumer content shall constitute at least 20% of the product (by weight).

All standard Nucraft products consist of a high percentage of recycled content that far exceed the LEED requirements and vary by product line. For exact percentages, download the Environmental Statements for each respective product line at www.nucraft.com.

Rapidly Renewable Materials

LEED Credit MR 6

Requirement: Products shall consist of at least 5% (by weight) of materials made from plants that are typically harvested within a 10-year or shorter cycle.

Nucraft offers all wood products with an optional Rapidly Renewable construction to meet the LEED requirement for Rapidly Renewable content.

Contact Nucraft Customer Service for details on how to order products with this construction. For exact percentages of Rapidly Renewable content by product line, download the Environmental Statements for each respective product line at www.nucraft.com.

Certified Wood

LEED Credit MR 7

Requirement: Products shall consist of at least 50% (by weight) of materials that are certified in accordance with the Forest Stewardship Council's Principles and Criteria.

Nucraft is a Forest Stewardship Council (FSC)-certified manufacturing facility and offers all wood products with an optional FSC-certified construction to meet the LEED requirement for Certified Wood. Contact Nucraft Customer Service for details on how to order products with this construction. For exact percentages of Certified Wood by product line, download the Environmental Statements for each respective product line at www.nucraft.com.

Low-Emitting Materials - Systems Furniture and Seating

LEED Credit EQ 4.5

Requirement: All systems furniture and seating that was manufactured, refurbished or refinished within one year prior to occupancy must meet the ANSI/BIFMA M7.1-2007 and ANSI/BIFMA X7.1-2007.

All Nucraft conference tables, training tables, and Aerial casegoods satisfy LEED Credit EQ 4.5 as they have been certified to the stringent ANSI/BIFMA X7.1-2007 Furniture Emissions Standard.


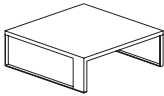
Certified Products 100% - Type I Environmental Label


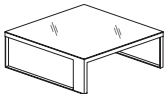
Pilot Credit MR 43


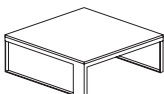
Requirement: BIFMA level™ certified products qualify for Pilot Credit 43.

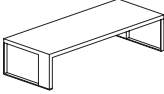
Emme Occasional Tables

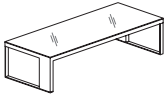
"Best of NeoCon" Gold Award Winner

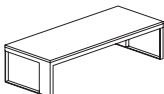
				Paint		Veneer				Premium Veneer			
				All Paint	Metal Legs	Polished Stainless Legs	Brushed Stainless Legs	Blackened Nickel Legs		Metal Legs	Polished Stainless Legs	Brushed Stainless Legs	Blackened Nickel Legs
Square with Wood Top  	Model #	W x D x H	Description	-S	-VC	-VL	-VD	-VB		-PC	-PL	-PD	-PB
	EMS-1620-W	16 x 16 x 20	End Table	1042	1042	1459	1563	1563		1365	1911	2048	2048
	EMS-2020-W	20 x 20 x 20	End Table	1094	1094	1532	1641	1641		1433	2007	2150	2150
	EMS-3614-W	36 x 36 x 14	Coffee Table	1389	1389	1945	2084	2084		1820	2547	2729	2729
	EMS-4214-W	42 x 42 x 14	Coffee Table	1555	1555	2176	2332	2332		2037	2851	3055	3055
	EMS-4814-W	48 x 48 x 14	Coffee Table	1746	1746	2444	2618	2618		2287	3201	3430	3430

Square with Glass Over Wood Top  	Model #	W x D x H	Description	-S	-VC	-VL	-VD	-VB		-PC	-PL	-PD	-PB
	EMS-1620-G	16 x 16 x 20	End Table	1170	1170	1587	1691	1691		1493	2039	2176	2176
	EMS-2020-G	20 x 20 x 20	End Table	1294	1294	1732	1841	1841		1633	2207	2350	2350
	EMS-3614-G	36 x 36 x 14	Coffee Table	2037	2037	2593	2732	2732		2468	3195	3377	3377
	EMS-4214-G	42 x 42 x 14	Coffee Table	2437	2437	3058	3214	3214		2919	3733	3937	3937
	EMS-4814-G	48 x 48 x 14	Coffee Table	2898	2898	3596	3770	3770		3439	4353	4582	4582

Square with Stone Over Wood Top  	Model #	W x D x H	Description	-S	-VC	-VL	-VD	-VB		-PC	-PL	-PD	-PB
	EMS-1620-S	16 x 16 x 20	End Table	1426	1426	1843	1947	1947		1749	2295	2432	2432
	EMS-2020-S	20 x 20 x 20	End Table	1694	1694	2132	2241	2241		2033	2607	2750	2750
	EMS-3614-S	36 x 36 x 14	Coffee Table	3333	3333	3889	4028	4028		3764	4491	4673	4673
	EMS-4214-S	42 x 42 x 14	Coffee Table	4201	4201	4822	4978	4978		4683	5497	5701	5701
	EMS-4814-S	48 x 48 x 14	Coffee Table	5202	5202	5900	6074	6074		5743	6657	6886	6886

Rectangle with Wood Top 	Model #	W x D x H	Description	-S	-VC	-VL	-VD	-VB		-PC	-PL	-PD	-PB
	EMT-4814-W	48 x 24 x 14	Coffee Table	1338	1338	1873	2007	2007		1753	2454	2629	2629
	EMT-6014-W	60 x 24 x 14	Coffee Table	1440	1440	2016	2160	2160		1886	2641	2829	2829

Rectangle with Glass Over Wood Top 	Model #	W x D x H	Description	-S	-VC	-VL	-VD	-VB		-PC	-PL	-PD	-PB
	EMT-4814-G	48 x 24 x 14	Coffee Table	1914	1914	2449	2583	2583		2329	3030	3205	3205
	EMT-6014-G	60 x 24 x 14	Coffee Table	2160	2160	2736	2880	2880		2606	3361	3549	3549

Rectangle with Stone Over Wood Top 	Model #	W x D x H	Description	-S	-VC	-VL	-VD	-VB		-PC	-PL	-PD	-PB
	EMT-4814-S	48 x 24 x 14	Coffee Table	3066	3066	3601	3735	3735		3481	4182	4357	4357
	EMT-6014-S	60 x 24 x 14	Coffee Table	3600	3600	4176	4320	4320		4046	4801	4989	4989

REQUIRED INFORMATION: (ORDER CANNOT BE ENTERED WITHOUT THIS INFORMATION)

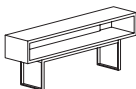
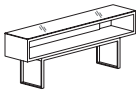
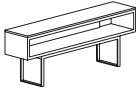
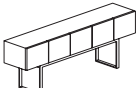
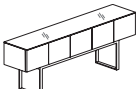
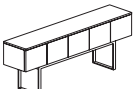
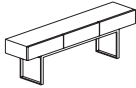
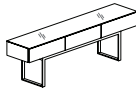
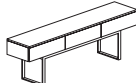
- Choose Wood Species & Finish: See Page 8.
Standard Veneer Options: Rift-Cut Oak, Qtr Cherry, Qtr Maple, Qtr Walnut & Double Cut
Premium Veneer Options: Figured Anigre, Qtr Curly English Sycamore & Black Limba
- Choose Paint Finish (-S option only): See Page 8.
- Choose Metal Finish (-VC or -PC option only): See Page 8.
- Choose Satin Glass Finish, if applicable: See Page 8.
- Choose Stone Top Finish, if applicable: See Page 8.

General Information:

- Wood top on End Tables are 1-1/4" thick; Wood Top on Coffee Tables are 1-1/2" thick
- Wood legs on End Tables are 4-1/2" wide; Wood legs on Coffee Tables are 5-3/4" wide
- Metal legs on End Tables are 1-1/4" wide; Metal legs on Coffee Tables are 1-1/2" wide
- Glass top adds 1/4" to the overall height
- Stone top adds 2 cm (approx. 3/4 inches) to the overall height
- Satin glass creates a translucent matte appearance which obscures view while maintaining a high level of light transmittance.
- To create a monochromatic look, specify All Paint (-S) option
- Laminate not available
- Qtr veneer on all veneered surfaces (except when Premium Veneer is specified)
- All products ship assembled

Emme Console Tables

"Best of NeoCon" Gold Award Winner

“Best of NeoCon” Gold Award Winner					Paint	Veneer				Premium Veneer			
					All Paint	Metal Legs	Brushed Stainless Legs	Blackened Nickel Legs	Polished Stainless Legs	Metal Legs	Brushed Stainless Legs	Blackened Nickel Legs	Polished Stainless Legs
	Model #	W x D x H	Description	-S	-VC	-VD	-VB	-VL	-PC	-PD	-PB	-PL	
	EMC-6026-NN-W	60 x 15 x 26.5	Open Console	2790	2790	3236	3236	4463	3654	4239	4239	5846	
	EMC-7226-NN-W	72 x 15 x 26.5	Open Console	2932	2932	3401	3401	4690	3840	4455	4455	6144	
	Model #	W x D x H	Description	-S	-VC	-VD	-VB	-VL	-PC	-PD	-PB	-PL	
	EMC-6026-NN-G	60 x 15 x 26.5	Open Console	3240	3240	3686	3686	4913	4104	4689	4689	6296	
	EMC-7226-NN-G	72 x 15 x 26.5	Open Console	3472	3472	3941	3941	5230	4380	4995	4995	6684	
	Model #	W x D x H	Description	-S	-VC	-VD	-VB	-VL	-PC	-PD	-PB	-PL	
	EMC-6026-NN-S	60 x 15 x 26.5	Open Console	4140	4140	4586	4586	5813	5004	5589	5589	7196	
	EMC-7226-NN-S	72 x 15 x 26.5	Open Console	4552	4552	5021	5021	6310	5460	6075	6075	7764	
	Model #	W x D x H	Description	-S	-VC	-VD	-VB	-VL	-PC	-PD	-PB	-PL	
	EMC-6026-DR-W	60 x 15 x 26.5	4 Doors	-	2940	3386	3386	4613	3804	4389	4389	5996	
	EMC-7226-DR-W	72 x 15 x 26.5	5 Doors	-	3143	3612	3612	4901	4051	4666	4666	6355	
	Model #	W x D x H	Description	-S	-VC	-VD	-VB	-VL	-PC	-PD	-PB	-PL	
	EMC-6026-DR-G	60 x 15 x 26.5	4 Doors	-	3390	3836	3836	5063	4254	4839	4839	6446	
	EMC-7226-DR-G	72 x 15 x 26.5	5 Doors	-	3683	4152	4152	5441	4591	5206	5206	6895	
	Model #	W x D x H	Description	-S	-VC	-VD	-VB	-VL	-PC	-PD	-PB	-PL	
	EMC-6026-DR-S	60 x 15 x 26.5	4 Doors	-	4290	4736	4736	5963	5154	5739	5739	7346	
	EMC-7226-DR-S	72 x 15 x 26.5	5 Doors	-	4763	5232	5232	6521	5671	6286	6286	7975	
	Model #	W x D x H	Description	-S	-VC	-VD	-VB	-VL	-PC	-PD	-PB	-PL	
	EMC-6022-DW-W	60 x 15 x 22.5	2 Drawers	-	3090	3536	3536	4763	3954	4539	4539	6146	
	EMC-7222-DW-W	72 x 15 x 22.5	3 Drawers	-	3364	3833	3833	5122	4272	4887	4887	6576	
	Model #	W x D x H	Description	-S	-VC	-VD	-VB	-VL	-PC	-PD	-PB	-PL	
	EMC-6022-DW-G	60 x 15 x 22.5	2 Drawers	-	3540	3986	3986	5213	4404	4989	4989	6596	
	EMC-7222-DW-G	72 x 15 x 22.5	3 Drawers	-	3904	4373	4373	5662	4812	5427	5427	7116	
	Model #	W x D x H	Description	-S	-VC	-VD	-VB	-VL	-PC	-PD	-PB	-PL	
	EMC-6022-DW-S	60 x 15 x 22.5	2 Drawers	-	4440	4886	4886	6113	5304	5889	5889	7496	
	EMC-7222-DW-S	72 x 15 x 22.5	3 Drawers	-	4984	5453	5453	6742	5892	6507	6507	8196	

REQUIRED INFORMATION: (ORDER CANNOT BE ENTERED WITHOUT THIS INFORMATION)

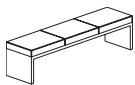
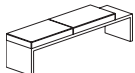
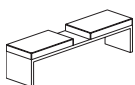
- Choose Wood Species & Finish: See Page 8.
Standard Veneer Options: Rift-Cut Oak, Qtr Cherry, Qtr Maple, Qtr Walnut & Double Cut
Premium Veneer Options: Figured Anigre, Qtr Curly English Sycamore & Black Limba
- For Open Console, specify case Paint Finish (-S option only): Available in Moonlight (S87), Burnished (S88), Pearl (S80) or Black (S44)
- For Open Console, specify back panel Paint Finish (-S option only): Available in Punch (S83), Cayenne (S84), Limelight (S89), Peacock (S86), Pearl (S80) or Black (S44)
- Choose Metal Finish (-VC or -PC option only): See Page 8.
- Choose Satin Glass Finish, if applicable: See Page 8.
- Choose Stone Top Finish, if applicable: See Page 8.

General Information:

- Grain direction runs horizontally on the Door and Drawer fronts
- Metal legs are 1-1/2" wide
- Glass top adds 1/4" to the overall height
- Stone top adds 2 cm (approx. 3/4 inches) to the overall height
- Satin glass creates a translucent matte appearance which obscures view while maintaining a high level of light transmittance
- Drawer console has painted drawer boxes with soft close undermount slides; Door Console has soft close hinges
- To create a monochromatic look, specify All Paint (-S) option
- Laminate not available
- Qtr veneer on all veneered surfaces (except when Premium Veneer is specified)
- All products ship assembled

Emme Benches

"Best of NeoCon" Gold Award Winner

			Yardage	COM	A	B	C	D	E	F	G
Bench	Model #	W x D x H									
	Veneer with Full Width Cushion										
	EMB-6018-F-V	60 x 18 x 18	2	2101	2225	2289	2349	2413	2475	2537	2599
	EMB-7218-F-V	72 x 18 x 18	3	2349	2535	2631	2721	2817	2910	3003	3096
	Veneer with Partial Width Cushion - Open on End										
	EMB-6018-P-V	60 x 18 x 18	2	2026	2150	2214	2274	2338	2400	2462	2524
	EMB-7218-P-V	72 x 18 x 18	2	2265	2389	2453	2513	2577	2639	2701	2763
	Veneer with Partial Width Cushion - Open in Center										
	EMB-6018-C-V	60 x 18 x 18	2	2026	2150	2214	2274	2338	2400	2462	2524
	EMB-7218-C-V	72 x 18 x 18	2	2265	2389	2453	2513	2577	2639	2701	2763
	Premium Veneer with Full Width Cushion										
	EMB-6018-F-PV	60 x 18 x 18	2	2752	2876	2940	3000	3064	3126	3188	3250
	EMB-7218-F-PV	72 x 18 x 18	3	3077	3263	3359	3449	3545	3638	3731	3824
	Premium Veneer with Partial Width Cushion - Open on End										
	EMB-6018-P-PV	60 x 18 x 18	2	2654	2778	2842	2902	2966	3028	3090	3152
	EMB-7218-P-PV	72 x 18 x 18	2	2967	3091	3155	3215	3279	3341	3403	3465
	Premium Veneer with Partial Width Cushion - Open in Center										
	EMB-6018-C-PV	60 x 18 x 18	2	2654	2778	2842	2902	2966	3028	3090	3152
	EMB-7218-C-PV	72 x 18 x 18	2	2967	3091	3155	3215	3279	3341	3403	3465
	Painted with Full Width Cushion										
	EMB-6018-F-S	60 x 18 x 18	2	2101	2225	2289	2349	2413	2475	2537	2599
	EMB-7218-F-S	72 x 18 x 18	3	2349	2535	2631	2721	2817	2910	3003	3096
	Painted with Partial Width Cushion - Open on End										
	EMB-6018-P-S	60 x 18 x 18	2	2026	2150	2214	2274	2338	2400	2462	2524
	EMB-7218-P-S	72 x 18 x 18	2	2265	2389	2453	2513	2577	2639	2701	2763
	Painted with Partial Width Cushion - Open in Center										
	EMB-6018-C-S	60 x 18 x 18	2	2026	2150	2214	2274	2338	2400	2462	2524
	EMB-7218-C-S	72 x 18 x 18	2	2265	2389	2453	2513	2577	2639	2701	2763

REQUIRED INFORMATION: (ORDER CANNOT BE ENTERED WITHOUT THIS INFORMATION)

- Choose Wood Species & Finish: See Page 8.
Standard Veneer Options: Rift-Cut Oak, Qtr Cherry, Qtr Maple, Qtr Walnut & Double Cut
Premium Veneer Options: Figured Anigre, Qtr Curly English Sycamore & Black Limba
- Choose Paint Finish, if applicable: Available in Moonlight (S87), Burnished (S88), Pearl (S80) or Black (S44)

General Information:

- Cushion is 3 1/2" thick
- Opening on End and Center for 60" wide and 72" wide are 12"W x 18"D
- Qtr veneer on all veneered surfaces (except when Premium Veneer is specified)
- All products ship assembled

July 2012
© 2012

EMME PLANNING GUIDE & PRICE LIST

5151 West River Drive
Comstock Park, MI 49321

P 616.784.6016
F 616.784.4402
www.nucraft.com
1.877.NUCRAFT

NUCRAFT