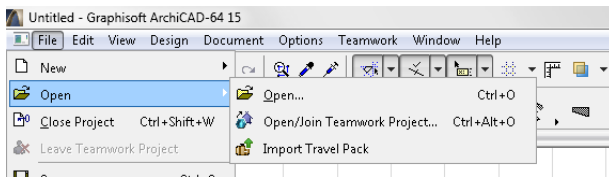


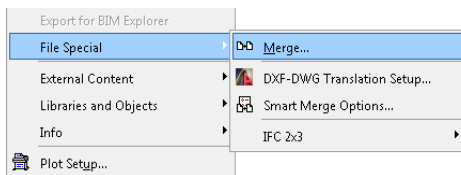
ArchiCAD: Import DXF/DWG files

Open the file as ArchiCAD Project:

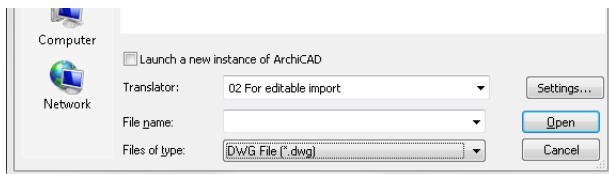
Choose from the menu: **File > Open > Open.**



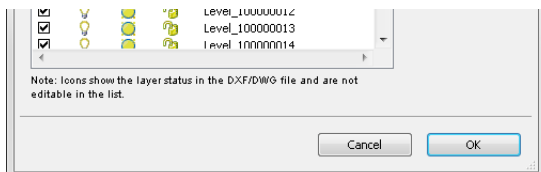
Alternatively merge the file into your current project using merge from the menu **File > File Special > Merge**



In the dialog window, change the **Files of type** to *DWG (*.dwg)* and then select the lamp file of choice.

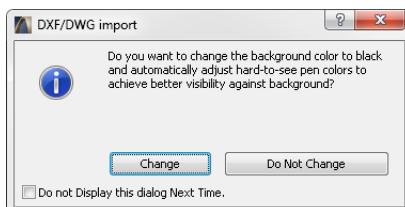


Click OK in the **DWG/DXF Partial Open** window.



Allow ArchiCad a few seconds to convert and import the model to your project.

Click Do Not Change (the background color) in the dialog popup.



The model is imported.