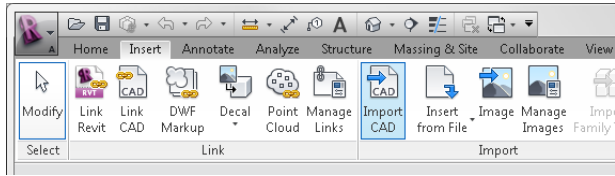


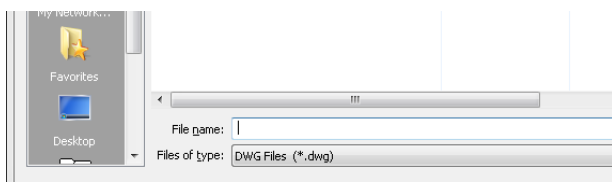
Revit: Import DWG files

Merge the file into your Revit project:

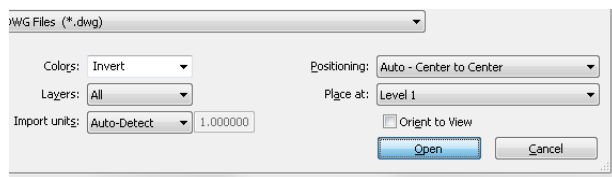
Choose from the menu: **Insert > Import CAD.**



In the dialog window, change the **Files of type** to *DWG (*.dwg)* and then select the lamp file of choice.



Click Open in the **Import CAD Formats** window.



The model is imported.