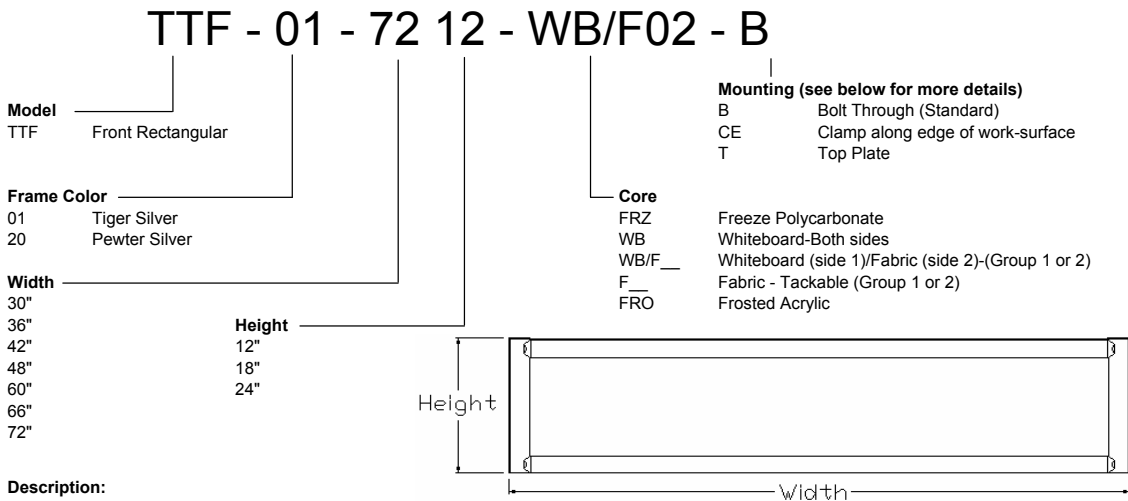


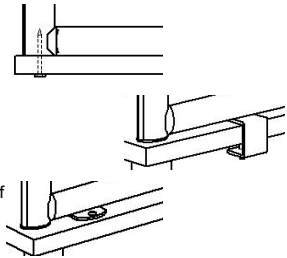
## Specification Guide & MSRP Price List - Desk Mounted Screens

### Model TTF - TableTop Front Privacy Screen - Rollin Products



### Mounting Options

Codes	Description
B	<b>Bolt Through</b> - provides a clean looking installation that allows you to locate the screen anywhere on the table. All hardware is provided for securing the screen to the work surface. This method is recommended for permanent mounting since drilling holes into the work-surface is required.
CE	<b>Clamps (Edge)</b> - allows you to clamp screen along any edge of the table. The clamp positions can be adjusted along the length of the screen to accommodate table legs. This method is recommended for fast, easy installation and removal. Clamp Kits include 2 clamps for screens less than 42" wide and 3 clamps for screens 42" - 72" wide.
T	<b>Top Plates</b> - allow you to locate the screen anywhere on the table. The plate positions can be adjusted along the length of the screen. Screws are provided to secure the plates to the work surface. This method is recommended for permanent mounting since screwing into the top of the work-surface is required. Top Plate Kits include 2 plates for screens less than 42" wide and 3 plates for screens 42" - 72" wide.



### Accessories:

Refer to the following Specification Guide:  
**Accessories for TableTop Screen**

### MSRP Pricing

Standard Sizes W x H	Core Options					Mounting Options		
	FRZ	WB	WB/F	F	FRO	B	CE	T
30" x 12"	\$258	\$241	\$264	\$272	\$260	+\$0	+71	+52
30" x 18"	\$294	\$271	\$301	\$310	\$303	+\$0	+71	+52
30" x 24"	\$336	\$301	\$337	\$343	\$346	+\$0	+71	+52
36" x 12"	\$273	\$262	\$286	\$293	\$281	+\$0	+71	+52
36" x 18"	\$310	\$295	\$328	\$335	\$324	+\$0	+71	+52
36" x 24"	\$351	\$339	\$375	\$374	\$373	+\$0	+71	+52
42" x 12"	\$300	\$279	\$306	\$313	\$306	+\$0	+107	+77
42" x 18"	\$344	\$318	\$353	\$360	\$351	+\$0	+107	+77
42" x 24"	\$396	\$368	\$408	\$405	\$424	+\$0	+107	+77
48" x 12"	\$314	\$300	\$327	\$334	\$326	+\$0	+107	+77
48" x 18"	\$359	\$341	\$379	\$384	\$379	+\$0	+107	+77
48" x 24"	\$411	\$382	\$428	\$430	\$438	+\$0	+107	+77
60" x 12"	\$368	\$349	\$379	\$381	\$378	+\$0	+107	+77
60" x 18"	\$427	\$401	\$443	\$441	\$457	+\$0	+107	+77
60" x 24"	\$496	\$462	\$511	\$497	\$542	+\$0	+107	+77
66" x 12"	\$385	\$366	\$398	\$402	\$402	+\$0	+107	+77
66" x 18"	\$444	\$418	\$464	\$466	\$474	+\$0	+107	+77
66" x 24"	\$514	\$479	\$533	\$524	\$559	+\$0	+107	+77
72" x 12"	\$402	\$406	\$435	\$428	\$420	+\$0	+107	+77
72" x 18"	\$462	\$475	\$515	\$498	\$492	+\$0	+107	+77
72" x 24"	\$532	\$556	\$600	\$563	\$577	+\$0	+107	+77

Please refer to our website for up to date pricing.

Model TTS - TableTop Side Privacy Screen - Rollin Products

**Description:**  
The frame is constructed using aluminum extrusion.  
All metal parts are powder coated for an aesthetic and durable finish.  
Whiteboard and fabric cores are constructed using a solid, sound absorbing material to reduce noise levels.  
Screens come standard with Bolt Through mounting hardware.  
Manufactured in the USA.  
Custom sizes, colors and core materials are available.

Codes	Description
B	<b>Bolt Through</b> - provides a clean looking installation that allows you to locate the screen anywhere on the table. All hardware is provided for securing the screen to the work surface. This method is recommended for permanent mounting since drilling holes into the work-surface is required.
CM	<b>Clamp (Middle)</b> - allows you to clamp screen perpendicular or at other angles to the edge of a work-surface. Great for dividing a 72" work area into two 36" work areas. The clamp attaches to vertical post allowing 180 degrees of angle adjustment. This method is recommended for fast, easy installation and removal. Clamp Kit includes 1 clamp
CE	<b>Clamps (Edge)</b> - allows you to clamp screen along any edge of the table. The clamp positions can be adjusted along the length of the screen to accommodate table legs. This method is recommended for fast, easy installation and removal. Clamp Kits include 2 clamps for screens less than 42" wide and 3 clamps for screens 42" - 72" wide.
T	<b>Top Plates</b> - allow you to locate the screen anywhere on the table. The plate positions can be adjusted along the length of the screen. Screws are provided to secure the plates to the work surface. This method is recommended for permanent mounting since screwing into the top of the work-surface is required. Top Plate Kits include 2 plates for screens less than 42" wide and 3 plates for screens 42" - 72" wide.

Standard Sizes W x H	Core Options					Mounting Options			
	FRZ	WB	WB/F	F	FRO	B	CM	CE	T
22.5"- 26" x 12"	\$237	\$226	\$249	\$258	\$242	+\$0	+36	+71	+52
22.5"- 26" x 18"	\$266	\$254	\$283	\$293	\$276	+\$0	+36	+71	+52
22.5"- 26" x 24"	\$299	\$281	\$314	\$322	\$313	+\$0	+36	+71	+52
28.5"-30" x 12"	\$258	\$241	\$264	\$272	\$260	+\$0	+36	+71	+52
28.5"-30" x 18"	\$294	\$271	\$301	\$310	\$303	+\$0	+36	+71	+52
28.5"-30" x 24"	\$336	\$301	\$337	\$343	\$346	+\$0	+36	+71	+52
34.5"-36" x 12"	\$273	\$262	\$286	\$293	\$281	+\$0	+36	+71	+52
34.5"-36" x 18"	\$310	\$295	\$328	\$335	\$324	+\$0	+36	+71	+52
34.5"-36" x 24"	\$351	\$339	\$375	\$374	\$373	+\$0	+36	+71	+52

July 2011

## Specification Guide & MSRP Price List - Desk Mounted Screens

Model TTC - TableTop Contoured Side Privacy Screen - Rollin Products

Model TTA - TableTop Arced Side Privacy Screen - Rollin Products

### TTC - 01 - 22.5 12 - FRO - B

<b>Model</b>		<b>Mounting (see below for more details)</b>
TTC	Contoured Side	B Bolt Through (Standard)
TTA	Arced Side	CM Clamp to middle of work-surface
		CE Clamp along edge of work-surface
		T Top Plate
<b>Frame Color</b>		<b>Core</b>
01	Tiger Silver	FRO Frosted Acrylic
20	Pewter Silver	
<b>Width</b>		<b>Height</b>
22.5"	for 24" deep table when used with a Front Privacy screen	12"
24"		18"
24.5"	for 26" deep table when used with a Front Privacy screen	
26"		
28.5"	for 30" deep table when used with a Front Privacy screen	
30"		
34.5"	for 36" deep table when used with a Front Privacy screen	
36"		

#### Description:

The frame is constructed using aluminum extrusion.

All metal parts are powder coated for an aesthetic and durable finish.

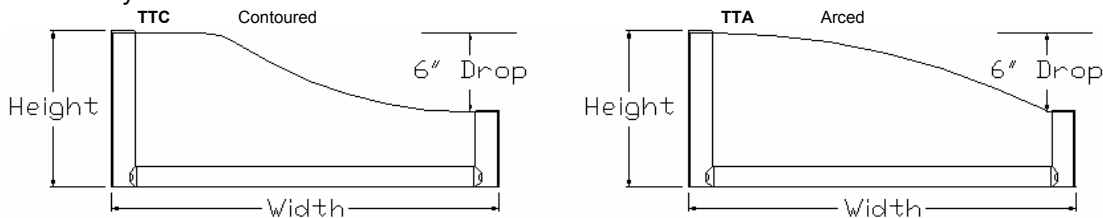
Whiteboard and fabric cores are constructed using a solid, sound absorbing material to reduce noise levels.

Screens come standard with Bolt Through mounting hardware.

Manufactured in the USA.

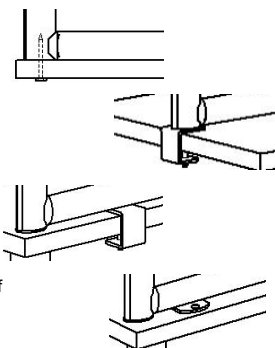
Custom sizes, colors and core materials are available.

#### Frame Styles



#### Mounting Options

Codes	Description
B	<b>Bolt Through</b> - provides a clean looking installation that allows you to locate the screen anywhere on the table. All hardware is provided for securing the screen to the work surface. This method is recommended for permanent mounting since drilling holes into the work-surface is required.
CM	<b>Clamp (Middle)</b> - allows you to clamp screen perpendicular or at other angles to the edge of a work-surface. Great for dividing a 72" work area into two 36" work areas. The clamp attaches to vertical post allowing 180 degrees of angle adjustment. This method is recommended for fast, easy installation and removal. Clamp Kit includes 1 clamp
CE	<b>Clamps (Edge)</b> - allows you to clamp screen along any edge of the table. The clamp positions can be adjusted along the length of the screen to accommodate table legs. This method is recommended for fast, easy installation and removal. Clamp Kits include 2 clamps for screens less than 42" wide and 3 clamps for screens 42" - 72" wide.
T	<b>Top Plates</b> - allow you to locate the screen anywhere on the table. The plate positions can be adjusted along the length of the screen. Screws are provided to secure the plates to the work surface. This method is recommended for permanent mounting since screwing into the top of the work-surface is required. Top Plate Kits include 2 plates for screens less than 42" wide and 3 plates for screens 42" - 72" wide.



#### MSRP Pricing

Standard Sizes W x H	Model	TSC	TSA	Mounting Options			
	Core Options	FRO	FRO	B	CM	CE	T
22.5"- 26" x 12"	Contoured	\$233	\$241	+\$0	+36	+71	+52
22.5"- 26" x 18"		\$267	\$273	+\$0	+36	+71	+52
28.5"-30" x 12"		\$248	\$257	+\$0	+36	+71	+52
28.5"-30" x 18"		\$296	\$296	+\$0	+36	+71	+52
34.5"-36" x 12"		\$264	\$275	+\$0	+36	+71	+52
34.5"-36" x 18"		\$306	\$320	+\$0	+36	+71	+52

Please refer to our website for up to date pricing.

## Specification Guide & MSRP Price List

### Accessories for TableTop Screen

**MSRP**

#### Flip Chart Clip Set (Item # FCC)

\$30



Attaches to top of screen frame  
Clear polycarbonate - 3" x 1-1/2"

#### Name Plate (Item # NP7)

\$55

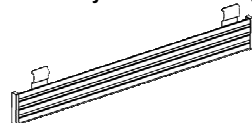


Attaches to top of screen frame  
Double sided  
Clear - 7" x 2.5"

### S-Series Accessory Rail & Accessories

**MSRP**

#### Accessory Rails - S-Series (See available sizes and Item #s below)



Adding an Accessory Rail will give you the ability to use our accessories.  
Accepts S-Series accessories  
Metal construction with a durable powder coated finish  
Attaches to top of screen frame

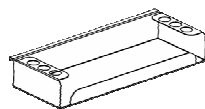
<b>20" Accessory Rail (Item # S-AR20)</b>	Measures 20" x 4" and fits 24" and wider screens	\$130
<b>26" Accessory Rail (Item # S-AR26)</b>	Measures 26" x 4" and fits 30" and wider screens	\$150
<b>32" Accessory Rail (Item # S-AR32)</b>	Measures 32" x 4" and fits 36" and wider screens	\$172
<b>44" Accessory Rail (Item # S-AR44)</b>	Measures 44" x 4" and fits 48" and wider screens	\$207

#### Accessories

**MSRP**

#### Marker Tray - S-Series (Item # S-WBTR)

\$59



Keeps your markers and eraser organized and within reach  
Upright storage for 6 markers  
Tray space for eraser and more  
Metal construction with a durable silver/gray powder coat finish  
Measures 12"W x 2"H x 5"L

#### Letter Tray - S-Series (Item # S-LTT)

\$45



Keeps your letter size papers or folders neatly organized  
Frosted finish  
Measures 9.5"W x 2"H x 14"L

#### Legal Size Tray - S-Series (Item # S-LGT)

\$49



Keeps your letter or legal size papers and folders neatly organized  
Frosted finish  
Measures 15"W x 2"H x 10.5"L

#### Accessory Tray - S-Series (Item # S-AT)

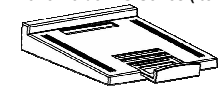
\$36



Keeps your supplies such as pens, pencils, paper clips, scissors, etc. neatly organized  
Frosted finish  
Measures 9.5"W x 2"H x 10"L

#### Phone Holder - S-Series (Item # S-PH)

\$39



Makes your telephone more accessible  
Frosted finish  
Measures 8.5"W x 2"H x 9.5"L

#### Pen Cup - S-Series (Item # S-PC)

\$23



Keeps your markers and eraser within reach  
Frosted finish  
Measures 4"W x 4"H x 3.5"L (2" x 3 1/4" opening 4" deep)

#### Cup Holder - S-Series (Item # S-CH)

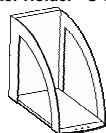
\$23



Keeps your drink close at hand  
Frosted finish  
Measures 4"W x 2"H x 5"L (3" diameter opening 1 3/4" deep)

#### Binder Holder - S-Series (Item # S-BH)

\$33



Convenient storage for folders and binders  
Frosted finish  
Measures 5"W x 9"H x 10.5"L

#### Folder Tray - S-Series (Item # S-FT)

\$52



Organizes your important papers and folders  
Frosted finish  
Measures 7"W x 2.5"H x 12.5"L