

LEAFLETTE CHILDREN'S MODULAR SERIES | DESIGNED BY DAVID DAHL

**LOUNGE AND BENCH PRODUCT FEATURES:**

- › Engineered hardwood frame.
- › Each unit comes standard with four (4) 5¹/₂" high Beech wood or metal legs.
- › All standard and custom wood finishes available on Beech.
- › For custom finishes (to legs, tables and/or rotating tablets), please add one-time upcharge of \$250 List per color per order.
- › Metal legs available in #92 Polished Aluminum and the following powdercoat finishes: #82 Graphite, #83 Metallic Champagne and #90 Metallic Silver.
- › Non-skid glides available for hard surface floors. Please specify "-NS" after model number and add \$20 List per chair.
- › Available individually or in modular combinations with connecting tables.
- › Models can join together as is, or to reduce the amount of legs as well as provide a more permanent connection, a ganging leg option is also available.
- › Please refer to page 40 for two-tone upholstery examples and yardage requirements.

TABLE PRODUCT FEATURES:

- › Five table options: 30-degree, 45-degree, 90-degree, in-line and end table.
- › Tables manufactured in Maple, Walnut or White Oak.
- › All standard and custom wood finishes available.
- › For custom finishes (to tables, legs and/or tablets), please add one-time upcharge of \$250 List per color per order.
- › Laminate and Corian tops available (veneer body as standard, finish must be specified).
- › For laminate top and body, or Corian top with laminate body, please specify and contact Customer Service for pricing.
- › For Corian tops, specify "-CO" next to model number and select color.
- › Each unit comes standard with four (4) 5¹/₂" high Beech wood or metal legs.
- › Metal legs available in #92 Polished Aluminum and the following powdercoat finishes: #82 Graphite, #83 Metallic Champagne and #90 Metallic Silver.
- › Non-skid glides available for hard surface floors. Please specify "-NS" after model number and add \$20 List per chair.
- › Tables join together with all Leaflette lounge and bench models as well as adult counterparts.
- › Models can join together as is, or to reduce the amount of legs as well as provide a more permanent connection, a ganging leg option is available.

CORIAN® COLORS:

Designer White	Sahara (T)
Rain Cloud	Sonora
Linen	Platinum (T)
Witch Hazel	Night Sky

T = Terra Collection from Dupont.


Corian® is a registered trademark of Dupont.

'BUDS' MODULAR BENCH PRODUCT FEATURES:


- › Engineered hardwood frame.
- › Available in four shapes to enable straight or curved configurations.
- › Each unit features 2" black laminate plinth base.
- › Benches available individually or in modular combinations.
- › Buds can be joined with other Leaf and Leaflette models but they cannot be affixed together (ganging connection not available).

MODULAR ARRANGEMENTS:


- › Ganging leg connects two units together and reduces the overall quantity of legs required.
- › To specify, please refer to units with "-G" in the model number.
- › **Note: Please include layout drawings or sketch with each order.**
- › Field assembly required.




Standard Leg - Front View



Ganging Leg - Front View



Standard Leg - Side View



Ganging Leg - Side View

LEAFLETTE CHILDREN'S MODULAR SERIES - STAND ALONE UNITS

DESIGNED BY DAVID DAHL

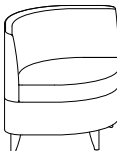
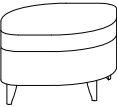
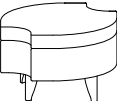

PRODUCT FEATURES:

- › Units available individually or in modular combinations with benches and tables (not ganged).
- › For modular arrangements utilizing shared legs, please refer to models on pages 35-36.
- › Each unit come standard with four (4) 5¹/₂" high Beech wood or metal legs.
- › All standard and custom wood finishes available on Beech.
- › For custom finishes (to legs and/or tables), please add one-time upcharge of \$250 List per color per order.
- › Metal legs available in #92 Polished Aluminum and the following powdercoat finishes: #82 Graphite, #83 Metallic Champagne and #90 Metallic Silver.
- › Non-skid glides available for hard surface floors. Please specify "-NS" after model number and add \$20 List per chair.
- › Upholstery combinations available, please refer to page 40 for examples and yardage requirements.



ORDERING PROCEDURES:

- › Specify model number, leg finish and upholstery selection.

MODEL #		FABRIC GRADES							LEATHER GRADES				
		COM	1	2	COL 3	4	5	6	7	8	L1	L2	L3
3770	 Lounge Chair W 28 ¹ / ₄ D 21 ¹ / ₂ H 24 ³ / ₄ Seat Height 15 Inside Seat Width 26 ¹ / ₄ Inside Seat Depth 17 ³ / ₄ 2 ¹ / ₂ Yds. 33 lbs. COL 50 Sq. Ft. TB 133, add \$105 List	937	1057	1087	1137	1187	1237	1287	1337	1387	1620	1790	1960
3771	 Bench W 28 ¹ / ₄ D 21 ¹ / ₂ H 15 Seat Height 15 1 ¹ / ₂ Yds. 18 lbs. COL 30 Sq. Ft. TB 133, add \$63 List	779	839	854	879	904	929	954	979	1004	1120	1205	1290
3772	 In-Line Bench W 23 ¹ / ₂ D 21 ¹ / ₂ H 15 Seat Height 15 1 Yd. 17 lbs. COL 20 Sq. Ft. TB 133, add \$42 List	779	827	839	859	879	899	919	939	959	1052	1120	1188
3773	 In-Line/End Bench W 25 ³ / ₄ D 21 ¹ / ₂ H 15 Seat Height 15 1 Yd. 18 lbs. COL 20 Sq. Ft. TB 133, add \$42 List	779	827	839	859	879	899	919	939	959	1052	1120	1188

LEAFLETTE CHILDREN'S MODULAR SERIES - STAND ALONE UNITS

DESIGNED BY DAVID DAHL

**TABLE PRODUCT FEATURES:**

- › Tables manufactured in Maple, Walnut or White Oak.
- › All standard and custom wood finishes available.
- › For custom finishes (to tables, legs and/or tablets), please add one-time upcharge of \$250 List per color per order.
- › Laminate and Corian tops available.
- › For Corian tops, specify “-CO” next to model number and select color.
- › Each unit comes standard with four (4) 5¹/₂" high Beech wood or metal legs.
- › Metal legs available in #92 Polished Aluminum following powdercoat finishes: #82 Graphite, #83 Metallic Champagne and #90 Metallic Silver.
- › Non-skid glides available for hard surface floors. Please specify “-NS” after model number and add \$20 List per chair.
- › Tables connect with all lounge, bench and mid-size bench models as well as Leaflette lounge and bench units.
- › For modular arrangements utilizing shared legs, please refer to models on pages 35-36.

ORDERING PROCEDURES:

- › Specify model number, wood finish and leg finish.

MODEL #	PRODUCT FEATURES	FINISH	
		VENEER LAMINATE	CORIAN (-CO)
3750 	In-Line Table W 16 ³ / ₄ D 16 ¹ / ₂ H 13 ¹ / ₄ 15 lbs.	791	1152
3750-30 	30-Degree Table W 18 ¹ / ₄ D 16 ¹ / ₂ H 13 ¹ / ₄ 15 lbs.	784	1145
3750-45 	45-Degree Table W 19 D 16 ³ / ₄ H 13 ¹ / ₄ 15 lbs.	791	1152
3750-90 	90-Degree Table W 23 D 19 H 13 ¹ / ₄ 15 lbs.	850	1370
3755 	In-Line/End Table W 19 D 16 ¹ / ₂ H 13 ¹ / ₄ 15 lbs.	799	1612

LEAFLETTE CHILDREN'S MODULAR SERIES - GANGED UNITS

DESIGNED BY DAVID DAHL


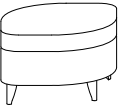
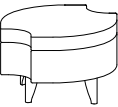

PRODUCT FEATURES:

- › Models feature a shared ganging leg to connect units together.
- › For stand-alone units (without ganging connector), please refer to models on pages 33-34.
- › Legs available in Beech wood or metal.
- › All standard and custom wood finishes available on Beech.
- › For custom finishes (to legs and/or tables), please add one-time upcharge of \$250 List per color per order.
- › Metal legs available in #92 Polished Aluminum and the following powdercoat finishes: #82 Graphite, #83 Metallic Champagne and #90 Metallic Silver.
- › Non-skid glides available for hard surface floors. Please specify “-NS” after model number and add \$20 List per chair.
- › Upholstery combinations available, please refer to page 40 for examples and yardage requirements.

ORDERING PROCEDURES:

- › Specify model number, leg finish and upholstery selection.
- › **Note: Please include layout drawings or sketch with each order.**



MODEL #		FABRIC GRADES								LEATHER GRADES			
		COM	1	2	COL 3	4	5	6	7	8	L1	L2	L3
3770-G	Lounge Chair W 28 ¹ / ₄ D 21 ¹ / ₂ H 24 ³ / ₄ Seat Height 15 Inside Seat Width 26 ¹ / ₄ Inside Seat Depth 17 ³ / ₄ 2 ¹ / ₂ Yds. 33 lbs. COL 50 Sq. Ft. TB 133, add \$105 List	987	1107	1137	1187	1237	1287	1337	1387	1437	1670	1840	2010
													
3771-G	Bench W 28 ¹ / ₄ D 21 ¹ / ₂ H 15 Seat Height 15 1 ¹ / ₂ Yds. 18 lbs. COL 30 Sq. Ft. TB 133, add \$63 List	829	889	904	929	954	979	1004	1029	1054	1170	1255	1340
													
3772-G	In-Line Bench W 23 ¹ / ₂ D 21 ¹ / ₂ H 15 Seat Height 15 1 Yd. 17 lbs. COL 20 Sq. Ft. TB 133, add \$42 List	829	877	889	909	929	949	969	989	1009	1102	1170	1238
													
3773-G	In-Line/End Bench W 25 ³ / ₄ D 21 ¹ / ₂ H 15 Seat Height 15 1 Yd. 18 lbs. COL 20 Sq. Ft. TB 133, add \$42 List	829	877	889	909	929	949	969	989	1009	1102	1170	1238
													

LEAFLETTE CHILDREN'S MODULAR SERIES - GANGED UNITS

DESIGNED BY DAVID DAHL

**TABLE PRODUCT FEATURES:**

- Models feature a shared ganging leg to connect units together.
- For stand-alone units (without ganging connector), please refer to models on pages 33-34.

- Tables manufactured in Maple, Walnut or White Oak.
- All standard and custom wood finishes available.
- For custom finishes (to tables, legs and/or rotating tablets), please add one-time upcharge of \$250 List per color per order.
- Laminate and Corian tops available.
- For Corian tops, specify "-CO" next to model number.
- Legs available in Beech wood or metal.
- Metal legs available in #92 Polished Aluminum and the following powdercoat finishes: #82 Graphite, #83 Metallic Champagne and #90 Metallic Silver.

- Non-skid glides available for hard surface floors. Please specify "-NS" after model number and add \$20 List per chair.
- Tables connect with all lounge, bench and mid-size bench models as well as Leaflette lounge and bench units.

ORDERING PROCEDURES:

- Specify model number, wood finish and leg finish.
- Note: Please include layout drawings or sketch with each order.**

MODEL # PRODUCT FEATURES		VENEER LAMINATE	CORIAN (-CO)
3750-G 	In-Line Table W 16 ³ / ₄ D 16 ¹ / ₂ H 13 ¹ / ₄ 15 lbs.	841	1202
3750-30-G 	30-Degree Table W 18 ¹ / ₄ D 16 ¹ / ₂ H 13 ¹ / ₄ 15 lbs.	834	1195
3750-45-G 	45-Degree Table W 19 D 16 ³ / ₄ H 13 ¹ / ₄ 15 lbs.	841	1202
3750-90-G 	90-Degree Table W 23 D 19 H 13 ¹ / ₄ 15 lbs.	900	1420
3755-G 	In-Line/End Table W 19 D 16 ¹ / ₂ H 13 ¹ / ₄ 15 lbs.	849	1662
Corian Top Colors: Designer White Linen Night Sky Platinum Rain Cloud Sahara Sonora Witch Hazel			

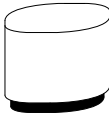
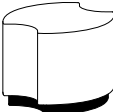

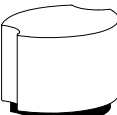
LEAFLETTE CHILDREN'S MODULAR SERIES | DESIGNED BY DAVID DAHL

BUDS BENCH PRODUCT FEATURES:

- › Engineered hardwood frame.
- › Units available individually or in modular combinations with other bud models.
- › Each unit features 2" black laminate recessed plinth base.
- › Buds can join with other Leaf and Leaflette models but they cannot be affixed together (ganging connection not available).
- › Upholstery combinations available, please refer to page 40 for examples and yardage requirements.

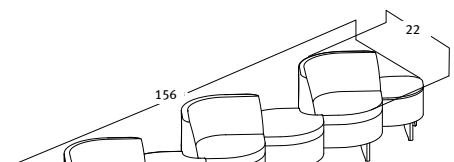
**ORDERING PROCEDURES:**

- › Specify model number and upholstery selection.

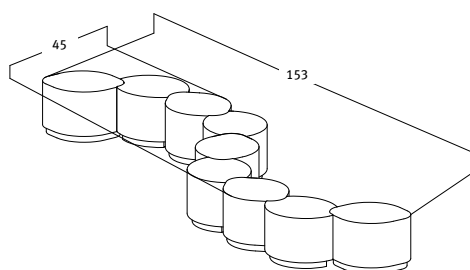
MODEL #		FABRIC GRADES								LEATHER GRADES			
		COM	1	2	COL 3	4	5	6	7	8	L1	L2	L3
3780	Buds Bench, Plinth Base W 22 ¹ / ₄ D 17 ¹ / ₄ H 15 Seat Height 15 1 ¹ / ₄ Yds. 13 lbs. COL 25 Sq. Ft. TB 133, add \$53 List	689	749	764	789	814	839	864	889	914	1030	1115	1200
													
3781	Buds In-Line Bench, Plinth Base W 18 ¹ / ₂ D 17 ¹ / ₂ H 15 Seat Height 15 1 Yd. 12 lbs. COL 20 Sq. Ft. TB 133, add \$42 List	678	726	738	758	778	798	818	838	858	951	1019	1087
													
3782	Buds In-Line/End Bench, Plinth Base W 19 ³ / ₄ D 17 ¹ / ₄ H 15 Seat Height 15 1 Yd. 12 lbs. COL 20 Sq. Ft. TB 133, add \$42 List	678	726	738	758	778	798	818	838	858	951	1019	1087
													
3783	Buds 45-Degree Bench, Plinth Base W 21 ¹ / ₂ D 17 ¹ / ₄ H 15 Seat Height 15 1 Yd. 12 lbs. COL 20 Sq. Ft. TB 133, add \$42 List	678	726	738	758	778	798	818	838	858	951	1019	1087
													

LEAFLETTE CHILDREN'S MODULAR SERIES | DESIGNED BY DAVID DAHL

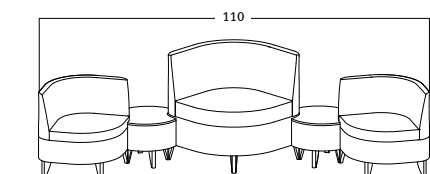
CONFIGURATION & ORDERING EXAMPLES:



<u>Qty</u>	<u>Model #</u>	<u>Description</u>	<u>COM List</u>
3	3770-G	Lounge Chair (\$987 each)	2,961
2	3772-G	In-Line Benches (\$829 each)	1,658
<u>2</u>	<u>3755-G</u>	<u>In-Line/End Tables (\$849 each)</u>	<u>1,698</u>
7			6,317



<u>Qty</u>	<u>Model #</u>	<u>Description</u>	<u>COM List</u>
5	3780	Buds Benches (\$689 each)	5,512
<u>4</u>	<u>3783</u>	<u>Buds 45-Degree Benches (\$678)</u>	<u>2,712</u>
9			8,224



<u>Qty</u>	<u>Model #</u>	<u>Description</u>	<u>COM List</u>
2	3770-G	Lounge Chairs (\$987 each)	1,974
1	3700-G	Leaf Lounge Chair	1,146
<u>2</u>	<u>3750-30-G</u>	<u>30-Degree Tables (\$834 each)</u>	<u>1,668</u>
5			4,788

TWO-TONE UPHOLSTERY

UPHOLSTERY COMBINATIONS:

For fabric, vinyl or leather upholstery combinations, pricing will be based on the following:

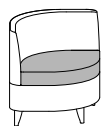
- › When combining two COM or COL fabrics, price will be COM or COL plus 5%.
- › When combining two fabrics of the same grade, price will be specified grade pricing plus 5%.
- › When combining two different grades of fabric, price will be based on the highest grade specified.

TWO-TONE UPHOLSTERY EXAMPLES AND YARDAGE REQUIREMENTS:

Note: Yardage amounts are based on fabric which is plain (i.e. non-directional) and a full 54" wide.

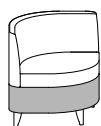
Appropriate upholstery code must be included on order.

LEAFLETTE SERIES



Code LC1

Model COM Requirement
3770 Seat Cushion Only = $\frac{3}{4}$ yd.
3770-G Balance of Chair = $1\frac{3}{4}$ yds.



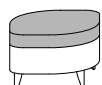
Code LC2

Model COM Requirement
3770 Seat Box Only = $\frac{3}{4}$ yd.
3770-G Balance of Chair = $1\frac{3}{4}$ yds.



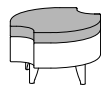
Code LC3

Model COM Requirement
3770 Seat Cushion &
3770-G Seat Box = $1\frac{1}{2}$ yds.
Balance of Chair = $1\frac{1}{4}$ yds.



Code LC4

Model COM Requirement
3771 Seat Cushion Only = 1 yd.
3771-G Balance of Bench = $\frac{3}{4}$ yd.



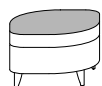
Code LC5

Model COM Requirement
3772 Seat Cushion Only = 1 yd.
3772-G Balance of Bench = $\frac{3}{4}$ yd.



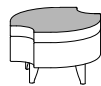
Code LC6

Model COM Requirement
3773 Seat Cushion Only = 1 yd.
3773-G Balance of Bench = $\frac{3}{4}$ yd.



Code LC7

Model COM Requirement
3771 Top of Seat Only = $\frac{3}{4}$ yd.
3771-G Balance of Bench = 1 yd.



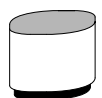
Code LC8

Model COM Requirement
3772 Top of Seat Only = $\frac{3}{4}$ yd.
3772-G Balance of Bench = 1 yd.



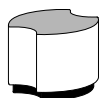
Code LC9

Model COM Requirement
3773 Top of Seat Only = $\frac{3}{4}$ yd.
3773-G Balance of Bench = 1 yd.



Code LC10

Model COM Requirement
3780 Top of Seat Only = $\frac{3}{4}$ yd.
Balance of Bench = 1 yd.



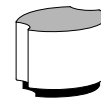
Code LC11

Model COM Requirement
3781 Top of Seat Only = $\frac{3}{4}$ yd.
Balance of Bench = 1 yd.



Code LC12

Model COM Requirement
3782 Top of Seat Only = $\frac{3}{4}$ yd.
Balance of Bench = 1 yd.



Code LC13

Model COM Requirement
3783 Top of Seat Only = $\frac{3}{4}$ yd.
Balance of Bench = 1 yd.