

FEATURES

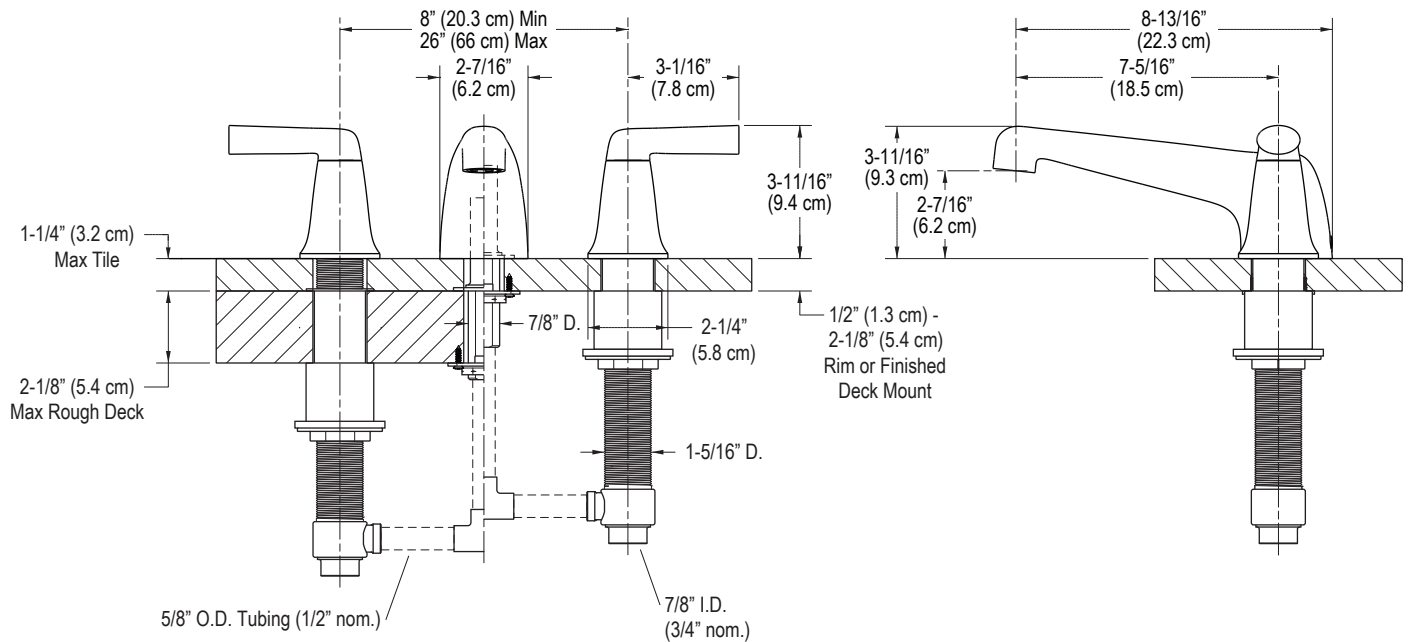
- Solid Brass Construction for Durability and Reliability
- Quarter-Turn Washerless Ceramic Disc Valves
- Coordinates with the Counterpoint Collection

CODES/STANDARDS APPLICABLE

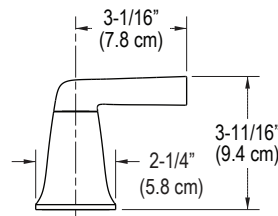
Specified model meets or exceeds the following:

- ASME A112.18.1/CSA B125.1
- IAPMO/cUPC

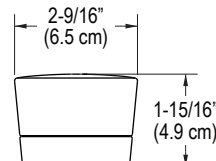
P23203



Handle Options



P23203-LV



P23203-RK

SPECIFIED MODEL

Model	Description	Finishes		
P23203-LV	Counterpoint Deck-Mounted Bath Set, Lever Handle	<input type="checkbox"/> CP Polished Chrome	<input type="checkbox"/> AD Nickel Silver	<input type="checkbox"/> AG Brushed Nickel
P23203-RK	Counterpoint Deck-Mounted Bath Set, Knob Handle	<input type="checkbox"/> CP Polished Chrome	<input type="checkbox"/> AD Nickel Silver	<input type="checkbox"/> AG Brushed Nickel
Required Rough-In				
P19303-00	3/4" Ceramic High-Flow Valve System	<input type="checkbox"/> NA		

We reserve the right to make revisions without notice in the design of products or in packaging unless this right has specifically been waived at the time the order is accepted.