

## *Artik*

**design CR&S Poliform, 2012**

The wardrobe Artik was conceived to be like you: its doors are elegant and the internal partitions can be projected tailored to your personality.

### **Senzafine wardrobes system**

Senzafine is a wardrobes and walk-in closet system with a modern modularity, adaptable to any space.

The walk-in closet is characterized by vertical panels of mm 35 - 1 1/2" which underline the solidity of shapes and the geometry. From the more simple and minimal doors to the one characterised by a more particular aesthetic, with edges or frames. Four openings: leaf, folding, sliding door and coplanar and a complete inside equipment have been designed to realize a more and more individual space organization.

The structure and the equipment of senzafine system are available in melamine, can be easily cleaned and are resistant to scratches.

The structure of each senzafine wardrobe is conceived to grant solidity and reliability for long time.



## Artik

design CR&S Poliform, 2012

### Technical characteristics:







Columns modularity: 10 height and 6 widths.

Openings: leaf door with soft closing, folding door, sliding door and coplanar door, also available with drawers front.











Doors finishing: artik melamine white and mat lacquered colours.

### Dimensions:

#### Width units

15 13/16" 402 mm	19" 483 mm	25 1/4" 644 mm	31 11/16" 805 mm	38" 966 mm	50 3/4" 1288 mm
					
leaf	leaf drawers	leaf drawers	leaf (2x402 - 15 13/16) folding (2x402 - 15 13/16) sliding coplanar	leaf (2x483 - 19") folding (2x483 - 19") sliding coplanar	leaf (2x644 - 25 6/16) sliding (only with Rail handle) coplanar

#### Height units

	2910 mm - 114 1/2"
	2590 mm - 102"
	2430 mm - 95 3/4"
	2270 mm - 89 1/4"
	1950 mm - 76 3/4"
	1598 mm - 63"
	1278 mm - 50 1/4"
	958 mm - 37 3/4"
	638 mm - 25"
	318 mm - 12 1/2"

### Equipments

The modular structure of the inside equipment of the senzafine system is based on the study of actual cases of use. In fact the possibilities of subdivision of the internal spaces take into account the encumbrances of the various cloths. The wide range of modular possibilities allow to integrate the accessories with respect to the space necessary to the different typologies of cloths.



In the picture: Wood drawers in two different heights and trays for shirts / Pull-out tray for trousers or skirts / Pull-out tray with bag in hide / Structure and equipment matching different finishes / Tray for shirts can be equipped with drawers in fabric / Hanging chest of drawer/ led Lighting.