


dewey™



dewey™ tables

16

clean, modernist design that's all about supporting learning

DESIGN

by Joey Ruiter

STANDARDS

Meets or exceeds applicable ANSI/BIFMA durability and safety standards and is SCS Indoor Advantage Gold™ and BIFMA level™1 certified.

CONSTRUCTION

STANDARD TABLE TOPS: 1 1/8" thick high pressure laminate, particle board core, edged and backed with moisture-resistant coverings to form a completely sealed outside surface. 60" and 72" tables have steel support channel to promote level worksurface. Grain direction runs length of table top.

EDGES: 2mm ABS edgeband (PVC-free); optional urethane edge on all sides.

LEG OPTIONS: C-legs available fixed, folding, pin-height and crank-height adjustable. T-leg fixed, pin-height or folding. X-base available at seated and cafe heights. The 20" and 24"D table bases have an 18"D foot, and the 27"D table bases have a 24"D foot.

FOLDING MECHANISM: nylon injection-molded body with metal parts, positive lock up or down, simple single lever operation. In folded position, table depth is 7.62".

FLIP-TOP MECHANISM: 7" gauge steel plate allows table top to stand upright, locking arm to prevent top from falling; swing bolt and threaded knob secure table top in work position. The 20" and 24" deep tables nest approximately 9.5" deep, while the 27" deep tables nest 10.7" deep.

CASTERS: locking 60mm dual wheel. Components: charcoal outer, cool grey inner.

GLIDES: adjust 3/4" for uneven floors

MODESTY PANEL: Grain direction is horizontal to match direction on table top.

ALUMINUM FRAME: available option on the following c-leg tables only: fixed, pin-height adjustable, crank height adjustable, flip-top. All others must order worksurface mounted option (see Dewey power and accessories section).

WORKSURFACE MOUNTED: available option on the following c-leg tables only: fixed, pin-height adjustable and crank height adjustable.

GROMMETS: available as an option on tables wider than 36". Two black grommets, installed at rear-left and right. For the 6-top, one round black grommet centered (2.4" diameter).

FLIP-UP POWER: available as an option on rectangular tables - installed in the rear-center of the worksurface and on 6-top tables - installed in the center of the worksurface. Power unit flips up to reveal two power receptacles and two data ports. Includes a 72" cord and a 15 amp plug.



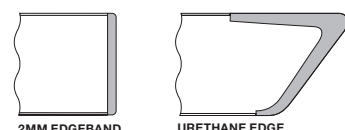
VERTICAL WIRE MANAGEMENT TROUGH: available as an option. 18" extruded plastic trough routes power and data vertically from floor or wall along table leg. Adhesive tape firmly secures trough to side of leg.

HORIZONTAL WIRE MANAGEMENT TROUGH: available as an option. Extruded plastic trough carries power and data underneath worksurface. Ships in two sections to accommodate grommets and integrated power. Trough is fastened with adhesive tape, and allows screws to be inserted every 12" for additional strength.

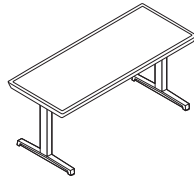
SHIPPING

tables are shipped knocked down. Table tops are pre-drilled for easy assembly to legs. Legs shipped assembled.

EDGE PROFILES



dewey table fixed t-leg



RECTANGULAR T-LEG				MODEL #	2MM EDGE	URETHANE EDGE
D 20"	L 36"	OH 29"	WT 40 lb	RLNTR2036TB	\$634	\$740
D 20"	L 48"	OH 29"	WT 49 lb	RLNTR2048TB	\$685	\$791
D 20"	L 60"	OH 29"	WT 58 lb	RLNTR2060TB	\$785	\$891
D 20"	L 72"	OH 29"	WT 67 lb	RLNTR2072TB	\$800	\$906
D 24"	L 36"	OH 29"	WT 46 lb	RLNTR2436TB	\$660	\$766
D 24"	L 48"	OH 29"	WT 55 lb	RLNTR2448TB	\$713	\$819
D 24"	L 60"	OH 29"	WT 64 lb	RLNTR2460TB	\$817	\$923
D 24"	L 72"	OH 29"	WT 73 lb	RLNTR2472TB	\$832	\$938
D 27"	L 36"	OH 29"	WT 52 lb	RLNTR2736TB	\$686	\$792
D 27"	L 48"	OH 29"	WT 61 lb	RLNTR2748TB	\$742	\$848
D 27"	L 60"	OH 29"	WT 70 lb	RLNTR2760TB	\$801	\$907
D 27"	L 72"	OH 29"	WT 87 lb	RLNTR2772TB	\$865	\$971

17

SPECIFICATIONS how to order, see page 162

EXAMPLE:

RLNTR2060TB	\$891
P06 silver	+ \$00
LBT dover white	+ \$00
LD solid urethane edge	+ \$00
U05 otter	+ \$00
PW flip-up power	+ \$206
CS casters	+ \$31
total = \$1128	

1: SELECT DEWEY LEG STYLE AND TABLE MODEL

list prices are shown

2: SELECT LEG FINISH

for all models

P06	silver
P07	white
P08	oatmeal
P09	charcoal
P10	black

3: SELECT LAMINATE TOP FINISH

core group

LAS	black
LBT	dover white
LDM	pearl
LB4	folkstone
LDQ	platinum
LCB	earth
LDA	citadel
LDC	graphite

classic wood grain

LTS	fusion maple
LSV	monticello maple
LS2	huntington maple
LXW	wild cherry
LS4	versailles anigre
LTW	empire mahogany
LVK	montana walnut
LT6	hemlock

classic patterns

LXR	white nebula
LT7	grey nebula
LT0	graphite nebula
LRC	pewter mesh
LRP	grey mesh
LRQ	sheer mesh
LRT	steel mesh
LRZ	gilded mesh

evolving wood grain

LCG	millennium oak
LCC	smokey brown pear
LCR	oiled walnut
LCT	zebrano
LCX	chestnut woodline
LCY	dunewood

LDW markerboard (6-top table only)

non-standard laminate

Specify mfg. name and code number, refer to finishes appendix for details; up-charge and extended lead times may apply.

4: SELECT EDGE PROFILE

edgeband or urethane edge

MM	2mm edgeband
LD	solid urethane

5: SELECT EDGE FINISH

2MM edgeband

E37	black
E30	white
E31	neutral white
E33	folkstone
E32	platinum
E39	earth
E36	citadel
E35	graphite
E38	brown
E34	satin silver
E41	fusion maple
E42	monticello maple
E43	huntington maple
E44	wild cherry
E45	versailles anigre
E40	empire mahogany
E47	montana walnut
E46	hemlock

solid urethane

U02	wolf
U04	dolphin
U05	otter
U06	black bear
U22	hippo
U25	koala
U26	kangaroo
U27	oyster
U32	beaver

6: SELECT OPTIONS

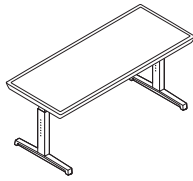
for all models, select as needed; add options prices to table model price

ML	aluminum frame	see C-Leg
	modesty panel,	pricing
	matching laminate	
MA	aluminum frame	see C-Leg
	modesty panel,	pricing
	frosted acrylic in-fill	
GM	grommets, black	+\$52
PW	flip-up power	+\$206
CS	casters	+\$31
	Standard: charcoal outer, cool grey inner	

7: WIRE MANAGEMENT TROUGH

WM	horizontal wire	
	management trough, black	+\$74
VM	vertical wire management trough	+\$26
	select color	
	T95 black	
	T96 satin silver	

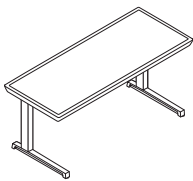
dewey table pin-height adjustable t-leg



RECTANGULAR T-LEG				MODEL #	2MM EDGE	URETHANE EDGE		
D	L	OH	WT					
D 20"	L 36"	OH 27-33"	WT 42 lb	RLNTR2036TP	\$841	\$947		
D 20"	L 48"	OH 27-33"	WT 51 lb	RLNTR2048TP	\$892	\$998		
D 20"	L 60"	OH 27-33"	WT 60 lb	RLNTR2060TP	\$992	\$1,098		
D 20"	L 72"	OH 27-33"	WT 69 lb	RLNTR2072TP	\$1,007	\$1,113		
D 24"	L 36"	OH 27-33"	WT 48 lb	RLNTR2436TP	\$867	\$973		
D 24"	L 48"	OH 27-33"	WT 57 lb	RLNTR2448TP	\$920	\$1,026		
D 24"	L 60"	OH 27-33"	WT 66 lb	RLNTR2460TP	\$1,024	\$1,130		
D 24"	L 72"	OH 27-33"	WT 75 lb	RLNTR2472TP	\$1,039	\$1,145		
D 27"	L 36"	OH 27-33"	WT 54 lb	RLNTR2736TP	\$893	\$999		
D 27"	L 48"	OH 27-33"	WT 63 lb	RLNTR2748TP	\$948	\$1,054		
D 27"	L 60"	OH 27-33"	WT 72 lb	RLNTR2760TP	\$1,008	\$1,114		
D 27"	L 72"	OH 27-33"	WT 89 lb	RLNTR2772TP	\$1,072	\$1,178		

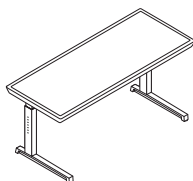
18

dewey table fixed c-leg



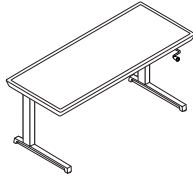
RECTANGULAR C-LEG				MODEL #	2MM EDGE	URETHANE EDGE	ALUMINUM FRAME MODESTY PANEL	
D	L	OH	WT				LAMINATE	ACRYLIC
D 20"	L 36"	OH 29"	WT 40 lb	RLNTR2036CB	\$666	\$772	+\$254	+\$329
D 20"	L 48"	OH 29"	WT 49 lb	RLNTR2048CB	\$720	\$826	+\$306	+\$380
D 20"	L 60"	OH 29"	WT 58 lb	RLNTR2060CB	\$824	\$930	+\$392	+\$483
D 20"	L 72"	OH 29"	WT 67 lb	RLNTR2072CB	\$840	\$946	+\$440	+\$515
D 24"	L 36"	OH 29"	WT 46 lb	RLNTR2436CB	\$694	\$800	+\$254	+\$329
D 24"	L 48"	OH 29"	WT 55 lb	RLNTR2448CB	\$749	\$855	+\$306	+\$380
D 24"	L 60"	OH 29"	WT 64 lb	RLNTR2460CB	\$858	\$964	+\$392	+\$483
D 24"	L 72"	OH 29"	WT 73 lb	RLNTR2472CB	\$873	\$979	+\$440	+\$515
D 27"	L 36"	OH 29"	WT 52 lb	RLNTR2736CB	\$721	\$827	+\$254	+\$329
D 27"	L 48"	OH 29"	WT 61 lb	RLNTR2748CB	\$779	\$885	+\$306	+\$380
D 27"	L 60"	OH 29"	WT 70 lb	RLNTR2760CB	\$841	\$947	+\$392	+\$483
D 27"	L 72"	OH 29"	WT 87 lb	RLNTR2772CB	\$908	\$1,014	+\$440	+\$515

dewey table pin-height adjustable c-leg



RECTANGULAR C-LEG				MODEL #	2MM EDGE	URETHANE EDGE	ALUMINUM FRAME MODESTY PANEL	
D	L	OH	WT				LAMINATE	ACRYLIC
D 20"	L 36"	OH 27-33"	WT 42 lb	RLNTR2036CP	\$884	\$990	+\$254	+\$329
D 20"	L 48"	OH 27-33"	WT 51 lb	RLNTR2048CP	\$937	\$1,043	+\$306	+\$380
D 20"	L 60"	OH 27-33"	WT 60 lb	RLNTR2060CP	\$1,042	\$1,148	+\$392	+\$483
D 20"	L 72"	OH 27-33"	WT 69 lb	RLNTR2072CP	\$1,057	\$1,163	+\$440	+\$515
D 24"	L 36"	OH 27-33"	WT 48 lb	RLNTR2436CP	\$910	\$1,016	+\$254	+\$329
D 24"	L 48"	OH 27-33"	WT 57 lb	RLNTR2448CP	\$966	\$1,072	+\$306	+\$380
D 24"	L 60"	OH 27-33"	WT 66 lb	RLNTR2460CP	\$1,076	\$1,182	+\$392	+\$483
D 24"	L 72"	OH 27-33"	WT 75 lb	RLNTR2472CP	\$1,091	\$1,197	+\$440	+\$515
D 27"	L 36"	OH 27-33"	WT 54 lb	RLNTR2736CP	\$938	\$1,044	+\$254	+\$329
D 27"	L 48"	OH 27-33"	WT 63 lb	RLNTR2748CP	\$996	\$1,102	+\$306	+\$380
D 27"	L 60"	OH 27-33"	WT 72 lb	RLNTR2760CP	\$1,059	\$1,165	+\$392	+\$483
D 27"	L 72"	OH 27-33"	WT 89 lb	RLNTR2772CP	\$1,126	\$1,232	+\$440	+\$515

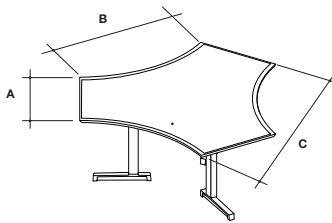
dewey table crank-height adjustable c-leg



RECTANGULAR C-LEG					MODEL #	2MM EDGE	URETHANE EDGE	ALUMINUM FRAME MODESTY PANEL	
D	L	OH	WT					LAMINATE	ACRYLIC
D 24"	L 36"	OH 27"-37"	WT 48 lb		RLNTR2436CH	\$1,117	\$1,223	+\$254	+\$329
D 24"	L 48"	OH 27"-37"	WT 57 lb		RLNTR2448CH	\$1,202	\$1,308	+\$306	+\$380
D 24"	L 60"	OH 27"-37"	WT 66 lb		RLNTR2460CH	\$1,369	\$1,475	+\$392	+\$483
D 24"	L 72"	OH 27"-37"	WT 75 lb		RLNTR2472CH	\$1,393	\$1,499	+\$440	+\$515
D 27"	L 36"	OH 27"-37"	WT 54 lb		RLNTR2736CH	\$1,160	\$1,266	+\$254	+\$329
D 27"	L 48"	OH 27"-37"	WT 63 lb		RLNTR2748CH	\$1,248	\$1,354	+\$306	+\$380
D 27"	L 60"	OH 27"-37"	WT 72 lb		RLNTR2760CH	\$1,343	\$1,449	+\$392	+\$483
D 27"	L 72"	OH 27"-37"	WT 89 lb		RLNTR2772CH	\$1,446	\$1,552	+\$440	+\$515

Note: height range will increase 2" to an overall height of 29"-39" when casters are selected.


19



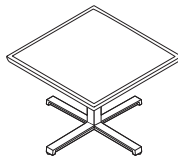
dewey 6-top

SEATED HEIGHT					MODEL #	2MM EDGE	URETHANE EDGE	MARKERBOARD SURFACE
A	B	C	OH	WT				
A 27"	B 42"	C 60"	OH 29"	WT 96 lb	RLNTR6070CB	\$1,485	\$1,591	+\$266
CAFÉ HEIGHT					MODEL #	2MM EDGE	URETHANE EDGE	MARKERBOARD SURFACE
A	B	C	OH	WT				
A 27"	B 42"	C 60"	OH 42"	WT 99 lb	RLNTR6070CC	\$1,581	\$1,687	+\$266

dewey table x-base




ROUND X-BASE			MODEL #	2MM EDGE	URETHANE EDGE
DIA	OH	WT			
DIA 27"	OH 29"	WT 42 lb	RLNTRND27XB	\$778	\$884
DIA 36"	OH 29"	WT 59 lb	RLNTRND36XB	\$841	\$947
DIA 42"	OH 29"	WT 71 lb	RLNTRND42XB	\$955	\$1,061
DIA 48"	OH 29"	WT 84 lb	RLNTRND48XB	\$1,050	\$1,156




SQUARE X-BASE			MODEL #	2MM EDGE	URETHANE EDGE
D	OH	WT			
D 27"	OH 29"	WT 47 lb	RLNTSQ27XB	\$778	\$884
D 36"	OH 29"	WT 68 lb	RLNTSQ36XB	\$841	\$947
D 42"	OH 29"	WT 83 lb	RLNTSQ42XB	\$955	\$1,061

dewey table café height x-base



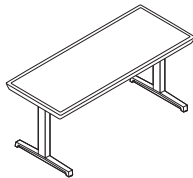
ROUND X-BASE			MODEL #	2MM EDGE	URETHANE EDGE
DIA 27"	OH 42"	WT 44 lb	RLNTRND27XC	\$809	\$915
DIA 36"	OH 42"	WT 62 lb	RLNTRND36XC	\$873	\$979
DIA 42"	OH 42"	WT 75 lb	RLNTRND42XC	\$987	\$1,093
DIA 48"	OH 42"	WT 87 lb	RLNTRND48XC	\$1,050	\$1,156



SQUARE X-BASE					
D 27"	OH 42"	WT 51 lb	RLNTRSQ27XC	\$809	\$915
D 36"	OH 42"	WT 72 lb	RLNTRSQ36XC	\$873	\$979
D 42"	OH 42"	WT 87 lb	RLNTRSQ42XC	\$987	\$1,093

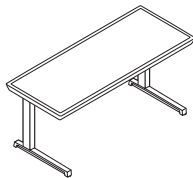
20

dewey table folding t-leg



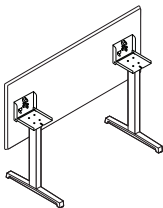
RECTANGULAR T-LEG			MODEL #	2MM EDGE	URETHANE EDGE
D 20" L 36"	OH 29"	WT 40 lb	RLNTR2036TD	\$953	\$1,059
D 20" L 48"	OH 29"	WT 49 lb	RLNTR2048TD	\$1,003	\$1,109
D 20" L 60"	OH 29"	WT 58 lb	RLNTR2060TD	\$1,103	\$1,209
D 20" L 72"	OH 29"	WT 67 lb	RLNTR2072TD	\$1,119	\$1,225
D 24" L 36"	OH 29"	WT 46 lb	RLNTR2436TD	\$979	\$1,085
D 24" L 48"	OH 29"	WT 55 lb	RLNTR2448TD	\$1,031	\$1,137
D 24" L 60"	OH 29"	WT 64 lb	RLNTR2460TD	\$1,135	\$1,241
D 24" L 72"	OH 29"	WT 73 lb	RLNTR2472TD	\$1,151	\$1,257
D 27" L 36"	OH 29"	WT 52 lb	RLNTR2736TD	\$1,004	\$1,110
D 27" L 48"	OH 29"	WT 61 lb	RLNTR2748TD	\$1,060	\$1,166
D 27" L 60"	OH 29"	WT 70 lb	RLNTR2760TD	\$1,120	\$1,226
D 27" L 72"	OH 29"	WT 87 lb	RLNTR2772TD	\$1,182	\$1,288

dewey table folding c-leg



RECTANGULAR C-LEG			MODEL #	2MM EDGE	URETHANE EDGE
D 20" L 36"	OH 29"	WT 40 lb	RLNTR2036CD	\$985	\$1,091
D 20" L 48"	OH 29"	WT 49 lb	RLNTR2048CD	\$1,038	\$1,144
D 20" L 60"	OH 29"	WT 58 lb	RLNTR2060CD	\$1,142	\$1,248
D 20" L 72"	OH 29"	WT 67 lb	RLNTR2072CD	\$1,159	\$1,265
D 24" L 36"	OH 29"	WT 46 lb	RLNTR2436CD	\$1,012	\$1,118
D 24" L 48"	OH 29"	WT 55 lb	RLNTR2448CD	\$1,067	\$1,173
D 24" L 60"	OH 29"	WT 64 lb	RLNTR2460CD	\$1,176	\$1,282
D 24" L 72"	OH 29"	WT 73 lb	RLNTR2472CD	\$1,192	\$1,298
D 27" L 36"	OH 29"	WT 52 lb	RLNTR2736CD	\$1,039	\$1,145
D 27" L 48"	OH 29"	WT 61 lb	RLNTR2748CD	\$1,097	\$1,203
D 27" L 60"	OH 29"	WT 70 lb	RLNTR2760CD	\$1,160	\$1,266
D 27" L 72"	OH 29"	WT 87 lb	RLNTR2772CD	\$1,227	\$1,333

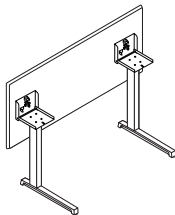
dewey table flip-top



RECTANGULAR T-LEG			MODEL #	2MM EDGE	URETHANE EDGE
D 20"	L 36"	OH 29"	WT 40 lb RLNTR2036TF	\$953	\$1,059
D 20"	L 48"	OH 29"	WT 49 lb RLNTR2048TF	\$1,003	\$1,109
D 20"	L 60"	OH 29"	WT 58 lb RLNTR2060TF	\$1,103	\$1,209
D 20"	L 72"	OH 29"	WT 67 lb RLNTR2072TF	\$1,119	\$1,225
D 24"	L 36"	OH 29"	WT 46 lb RLNTR2436TF	\$979	\$1,085
D 24"	L 48"	OH 29"	WT 55 lb RLNTR2448TF	\$1,031	\$1,137
D 24"	L 60"	OH 29"	WT 64 lb RLNTR2460TF	\$1,135	\$1,241
D 24"	L 72"	OH 29"	WT 73 lb RLNTR2472TF	\$1,151	\$1,257
D 27"	L 36"	OH 29"	WT 52 lb RLNTR2736TF	\$1,004	\$1,110
D 27"	L 48"	OH 29"	WT 61 lb RLNTR2748TF	\$1,060	\$1,166
D 27"	L 60"	OH 29"	WT 70 lb RLNTR2760TF	\$1,120	\$1,226
D 27"	L 72"	OH 29"	WT 87 lb RLNTR2772TF	\$1,182	\$1,288

21

dewey table flip-top



RECTANGULAR C-LEG			MODEL #	2MM EDGE	URETHANE EDGE
D 20"	L 36"	OH 29"	WT 40 lb RLNTR2036CF	\$985	\$1,091
D 20"	L 48"	OH 29"	WT 49 lb RLNTR2048CF	\$1,038	\$1,144
D 20"	L 60"	OH 29"	WT 58 lb RLNTR2060CF	\$1,142	\$1,248
D 20"	L 72"	OH 29"	WT 67 lb RLNTR2072CF	\$1,159	\$1,265
D 24"	L 36"	OH 29"	WT 46 lb RLNTR2436CF	\$1,012	\$1,118
D 24"	L 48"	OH 29"	WT 55 lb RLNTR2448CF	\$1,067	\$1,173
D 24"	L 60"	OH 29"	WT 64 lb RLNTR2460CF	\$1,176	\$1,282
D 24"	L 72"	OH 29"	WT 73 lb RLNTR2472CF	\$1,192	\$1,298
D 27"	L 36"	OH 29"	WT 52 lb RLNTR2736CF	\$1,039	\$1,145
D 27"	L 48"	OH 29"	WT 61 lb RLNTR2748CF	\$1,097	\$1,203
D 27"	L 60"	OH 29"	WT 70 lb RLNTR2760CF	\$1,160	\$1,266
D 27"	L 72"	OH 29"	WT 87 lb RLNTR2772CF	\$1,227	\$1,333

dewey™ power & accessories



POWER/DATA TROUGH



ALUMINUM FRAME
MODESTY PANEL



WORKSURFACE MOUNTED
MODESTY PANEL

22

dewey tables are available with optional power technology and accessories that support the new learning style.

POWER DISTRIBUTION

Vertical Wire Management Trough: 18" extruded plastic trough routes power and data vertically from floor or wall along table leg. Adhesive tape firmly secures trough to side of leg.

Horizontal Wire Management Trough: extruded plastic trough carries power and data underneath worksurface. Ships in two sections to accommodate grommets and integrated power. Trough is fastened with adhesive tape, and allows screws to be inserted every 12" for additional strength. (2.35"W x 1"D x 36", 48", 60" or 72"L)

Power/Data Trough: extruded aluminum trough mounts to underside of worksurface with 2 brackets providing integrated wire management with power and data access. Trough includes 4 power outlets, two per side, as well as data outlets with voice/data adapter kit.

- Exterior faceplate design by Joey Ruiter provides clean, modernist aesthetic.
- Optional metal enclosure panel fastens to trough, providing tamper proof solution.
- Simple power to power jumper connects tables to single power infeed
- Non-sequential plug and play functionality
- Available in one or two circuit power.
- Extends full length of table

Flip-Up Power: installed in rear-center of the worksurface. Power unit flips up to reveal two power receptacles and two blank spaces for data. Comes with 72" cord that can plug into power data trough or 15 amp outlet. Pricing and model number in tables section under Select Options.

Power Infeed and Circuit Options:

- **Hardwire to Wall:** for one and two circuit. Provides traditional access to the building power source at the wall or floor. Power entry must be installed by licensed electrician. UL listed.
- **Modular, Rotating Power Entry:** for one and two circuit. True plug and play power. Replaces wall-mounted electrical outlet with power component. Jumper delivers power to table by connecting to power entry. Power entry must be installed by licensed electrician. UL listed.
- **20-amp Infeed:** for one circuit ONLY. Allows power/data trough to be connected to 20-amp wall or floor mounted plug for true plug and play capability. UL recognized.

Note: one circuit recommended for up to 5 tables. Two circuit recommended for up to 10 tables. Flat bracket for ganging recommended.

ACCESSORIES

Aluminum Frame Modesty Panel: attached to table legs, the high pressure laminate or optional frosted acrylic in-fill is framed with extruded aluminum. 12" height with 3.5" gap between worksurface and modesty panel gap increases up to an additional 1.5" with flip, pin-height or crank-height adjustable mechanisms. Available on C-legs only. See page 18, C-Leg pricing.*

Worksurface Mounted Modesty Panel: laminate modesty panel with 2mm PVC free edgeband and steel mounting plates that fasten to under side of worksurface. Panel is 11" high and hangs ¾" below worksurface. Available for both C and T leg tables.*

Cable keeper: small, durable, Velcro nylon strap for wire management. Metal eyelet allows cable keeper to be mounted on underside of the worksurface. Comes in packs of 12, standard in grey.

Floor-mounting kit: for use with glides on any product, allows permanent floor mounting without damage. Use for tiered floor environments or to keep furniture stationary. Includes 4 brackets and hardware to mount to concrete.

Flat Bracket for Ganging: attaches to under side of worksurface, to connect tables. Black only.

*Laminate grain direction is horizontal to match direction on table top.

1: SELECT WORK SURFACE MOUNTED

modesty panel, select length

RLNMODP36	36"	\$207
RLNMODP48	48"	\$228
RLNMODP60	60"	\$249
RLNMODP72	72"	\$271

2: SELECT MODESTY PANEL

BRACKET FINISHES

for all modesty panels, select metal

P06	silver
P07	white
P08	oatmeal
P09	charcoal
P10	black

3: SELECT MODESTY PANEL

LAMINATE TOP FINISHES

core group

LAS	black
LBT	dover white
LDM	pearl
LB4	folkstone
LDQ	platinum
LCB	earth
LDA	citadel
LDC	graphite

classic wood grain

LTS	fusion maple
LSV	monticello maple
LS2	huntington maple
LXW	wild cherry
LS4	versailles anigre
LTW	empire mahogany
LVK	montana walnut
LT6	hemlock

classic patterns

LXR	white nebula
LT7	grey nebula
LT0	graphite nebula
LRC	pewter mesh
LRP	grey mesh
LRQ	sheer mesh
LRT	steel mesh
LRZ	gilded mesh

evolving wood grain

LCG	millennium oak
LCC	smokey brown pear
LCR	oiled walnut
LCT	zebrano
LCX	chestnut woodline
LCY	dunewood

non-standard laminate

Specify mfg. name and code number, refer to finishes appendix for details; up-charge and extended lead times may apply.

4: SELECT MODESTY PANEL

EDGE FINISH

for vinyl edges, select color

E37	black
E30	white
E31	neutral white
E33	folkstone
E32	platinum
E39	earth
E36	citadel
E35	graphite
E38	brown
E34	satin silver
E41	fusion maple
E42	monticello maple
E43	huntington maple
E44	wild cherry
E45	versailles anigre
E40	empire mahogany
E47	montana walnut
E46	hemlock

5: SELECT WIRE MANAGEMENT TROUGH

MODEL (HORIZONTAL AND VERTICAL)

Horizontal Wire MGT

RLNWMT36	36" horizontal wire mgt	\$74
RLNWMT48	48" horizontal wire mgt	\$74
RLNWMT60	60" horizontal wire mgt	\$74
RLNWMT72	72" horizontal wire mgt	\$74

horizontal wire mgt comes in T95 black only

Vertical Wire MGT

RLNVWMT	18" vertical wire mgt	\$27
---------	-----------------------	------

vertical wire mgt comes in T95 black & T96 Satin Silver

6: SELECT WIRE MANAGEMENT

VERTICAL EXTRUSION COLOR

T95	Black	\$74
T96	Satin Silver	\$74

vertical is black or satin silver

7: SELECT POWER DATA TROUGH

MODEL (OPEN OR ENCLOSED)

for vinyl edges, select color

RLNPWR136	1 circuit system, 36"	\$398
RLNPWR148	1 circuit system, 48"	\$419
RLNPWR160	1 circuit system, 60"	\$451
RLNPWR172	1 circuit system, 72"	\$504
RLNPWR236	2 circuit system, 36"	\$424
RLNPWR248	2 circuit system, 48"	\$446
RLNPWR260	2 circuit system, 60"	\$477
RLNPWR272	2 circuit system, 72"	\$530

power data trough enclosed

RLNPWR136E	1 circuit system, 36"	\$499
RLNPWR148E	1 circuit system, 48"	\$520
RLNPWR160E	1 circuit system, 60"	\$552
RLNPWR172E	1 circuit system, 72"	\$605
RLNPWR236E	2 circuit system, 36"	\$525
RLNPWR248E	2 circuit system, 48"	\$546
RLNPWR260E	2 circuit system, 60"	\$578
RLNPWR272E	2 circuit system, 72"	\$631

8: POWER DATA TROUGH

PAINT FINISHES

for all wire management, select metal

P06	silver
P07	white
P08	oatmeal
P09	charcoal
P10	black

9: SELECT POWER CONNECTION

AND JUMPERS

Power Connection

RLNPWRBHDW	72" hardwire infeed one and two circuit	\$133
RLNPWR1BROT	rotating power entry one and two circuit	\$80
RLNPWR1BREP	72" 20-amp outlet power infeed, 1-circuit only	\$212

Power Jumpers

RLNPWRP2P	18" jumper, connects 2 power/data troughs	\$64
RLNPWRJ48	48" jumper	\$80
RLNPWRJ72	72" jumper	\$101

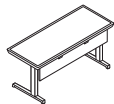
10: SELECT ACCESSORIES

RLNACCPMB	floor-mounting kit, pkg of 4	\$32
RLNACCTG	flat bracket for ganging	\$21
RLNACCCK	cable keeper, pkg of 12	\$32

dewey power & accessories

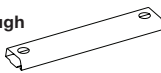
worksurface mounted modesty panel

RLNMODP36	36"
RLNMODP48	48"
RLNMODP60	60"
RLNMODP72	72"



horizontal wire management trough

RLNWMT36	1 trough for 36" table
RLNWMT48	2 troughs for 48" table
RLNWMT60	2 troughs for 60" table
RLNWMT72	2 troughs for 72" table



vertical wire management trough

RLNVMT	18" vertical wire management
--------	------------------------------



accessories

RLNACCPMB	floor-mounting kit, pkg of 4
-----------	------------------------------



RLNACCCK	cable keeper
----------	--------------



RLNACCTG	flat bracket for ganging
----------	--------------------------



power data trough

See chart on page 23

power connection

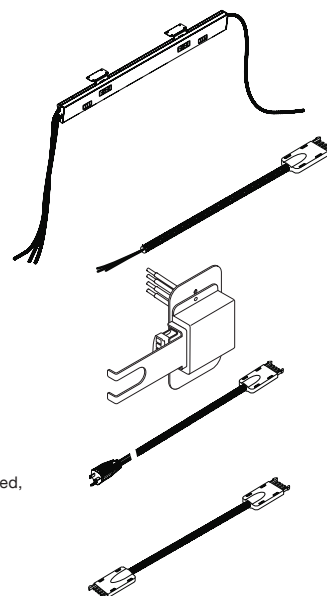
LNPWRBHDW
72" hardwire infeed,
one and two circuit

LNPWR1BROT
rotating power entry,
one and two circuit

LNPWR1BREP
72" 20-amp outlet power infeed,
1-circuit only

power jumpers

RLNPWRP2P	18" jumper, connects power/data troughs
RLNPWRJ48	48" jumper
RLNPWRJ72	72" jumper





dewey™ connection cart

26

transform spaces into connection points and collaborative hubs - flexible, reconfigurable, and technology supporting

DESIGN

by Joey Ruiter

STANDARDS

Meets or exceeds applicable ANSI/BIFMA durability and safety standards.

CONSTRUCTION

FULL LENGTH: more than 17 square feet of writable or tackable surface on the 75" high unit, and 14 square feet on the 63" high unit. Two full-length units nest approximately 23.06" deep; add 3.19" for each additional unit. Side-mounted container accessory (below) recommended to store markers, eraser, pushpins and more.

HALF LENGTH: more than 10 square feet of writable or tackable surface on the 75" high unit, and 7 square feet on the 63" high unit. Includes a two-sided shelf design to reduce nesting footprint and provides storage for your tools, or a place to support presentation materials i.e., flip charts and storyboards. Side one has a 2.85" deep angled shelf and side two has a 1.59" deep square shelf. Two half-length units nest approximately 24.31" deep; add 4.44" for each additional unit.

TECHNOLOGY SUPPORTING: install your own technology on side one and select a laminate background from our izzy+flavors collection of 30 laminates (vertical grain direction). Select from marker board or tackable options for side 2. Open or closed storage is required and included with the technology supporting unit. Two simplex receptacles (15amp) are included under the shelf, 120" cord. Two black grommets are installed on the top of the cabinet centered on right and left. Grommet opening dimension: 2.4" dia. and centered 9.625" from top edge. The technology supporting unit has been tested to accommodate standard technology requirements including a flush mounted 42" flat screen and web camera (45 lbs total weight). For applications that require heavier technology, please contact your customer service representative to discuss your needs and additional options.

CLOSED STORAGE: cam and dowel construction; 5/8" melamine case with coordinating 2mm ABS edgeband; Doors are 9/16" particle board core with high pressure laminate and coordinating 2mm ABS edgeband. Door front laminate has vertical grain direction. Stationary center divider and adjustable center shelf has a 14" depth providing 2.46" of clearance in the back. Each of the four storage compartments provide 17.06"l x 6.313"h x 14"d storage. Outside dimensions: 36"l x 17.875"d x 14.5"h. Inside dimensions: 34.75"l x 16.625"d x 13.25"h.

OPEN STORAGE: cam and dowel construction; 5/8" melamine case with coordinating 2mm ABS edgeband. Stationary center divider and adjustable center shelf has a 14" depth providing 2.46" of clearance in the back. Each of the four storage compartments provide 17.06"l x 6.313"h x 14"d storage. Outside dimensions: 36"l x 17.25"d x 14.5"h. Inside dimensions: 34.75"l x 16"d x 13.25"h.

FRAME: aluminum extruded frame with cast aluminum foot.

CASTERS: standard locking 60mm dual wheel. Components: charcoal outer, cool gray inner.

ACCESSORIES

SIDE-MOUNTED CONTAINER: available as an accessory. 14 gauge steel container for mounting on the outside of the frame on all configurations. Recommended for all full-length configurations or when additional storage is necessary on the half-length configurations. Dimensions: 5"l x 2"d x 3"w. Available in five paint colors to coordinate with frame color selection.

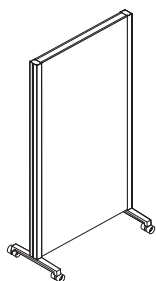
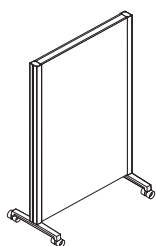
VERTICAL WIRE MANAGEMENT: available as an accessory. 11" extruded plastic trough to route cabling vertically from the mounted technology along the connection cart frame. Hinges open with ease and closes with clasp. Adhesive tape firmly secures trough to inside of leg. Dimensions: 11"l x 0.945"d x 3"w. Available in five colors to coordinate with frame paint selection.



SHIPPING

ships assembled with corner guards and shrink-wrap. Cabinets will be individually wrapped and placed on skid between connection cart legs.

dewey full-length connection cart



FULL LENGTH - 63" HEIGHT				MODEL #	LIST \$	INFILL CONFIGURATION SIDE 1	SIDE 2
D 20"	L 40"	OH 63"	WT 200 lb	RLNCF4063MM	\$2,600	markerboard laminate	markerboard laminate
D 20"	L 40"	OH 63"	WT 200 lb	RLNCF4063MT	\$2,450	markerboard laminate	tackable fabric grade 1 and COM
D 20"	L 40"	OH 63"	WT 200 lb	RLNCF4063TT	\$2,250	tackable fabric grade 1 and COM	tackable fabric grade 1 and COM
D 20"	L 40"	OH 63"	WT 200 lb	RLNCF4063PP	\$3,100	porcelain markerboard	porcelain markerboard
D 20"	L 40"	OH 63"	WT 200 lb	RLNCF4063PT	\$2,750	porcelain markerboard	tackable fabric grade 1 and COM

FULL LENGTH - 75" HEIGHT				MODEL #	LIST \$	INFILL CONFIGURATION SIDE 1	SIDE 2
D 20"	L 40"	OH 75"	WT 210 lb	RLNCF4075MM	\$2,700	markerboard laminate	markerboard laminate
D 20"	L 40"	OH 75"	WT 210 lb	RLNCF4075MT	\$2,550	markerboard laminate	tackable fabric grade 1 and COM
D 20"	L 40"	OH 75"	WT 210 lb	RLNCF4075TT	\$2,350	tackable fabric grade 1 and COM	tackable fabric grade 1 and COM
D 20"	L 40"	OH 75"	WT 210 lb	RLNCF4075PP	\$3,550	porcelain markerboard	porcelain markerboard
D 20"	L 40"	OH 75"	WT 210 lb	RLNCF4075PT	\$3,050	porcelain markerboard	tackable fabric grade 1 and COM

27

EXAMPLE:

RLNCF4075MT \$2,550
P06 silver + \$00
soliloquy, wildfire + \$160
total = \$2,710

LNMC side mounted container + \$165
P06 silver + \$00
total = \$165

1: SELECT FULL-LENGTH MODEL

list prices are shown

INFILL CONFIGURATION

model # already indicates infill configuration

infill code	side 1	side 2
MM	markerboard laminate	markerboard laminate
MT	markerboard laminate	tackable fabric
TT	tackable fabric	tackable fabric
PP	porcelain markerboard	porcelain markerboard
PT	porcelain markerboard	tackable fabric

2: SELECT FRAME FINISH

for all models

P06 silver
P07 white
P08 oatmeal
P09 charcoal
P10 black

3: SELECT SIDE 1 MATERIAL

markerboard models
model # already indicates material

tackable fabric models
indicate pattern and color (see upholstery cards for specifications); add side 1 fabric grade upcharge to connection cart model price

upcharges	63" OH	75" OH
COM/fabric grade 1	+0	+0
fabric grade 2	+\$35	+\$40
fabric grade 3	+\$65	+\$75
fabric grade 4	+\$140	+\$160

Grade 1

heather, cloud
heather, air
sisal, heron
sisal, meadow
sisal, straw
sisal, willow

Grade 2

universe, creme brulee
universe, whitecap
universe, milkyway
universe, mica
universe, seneca
universe, cosmic
universe, depth

Grade 3

fine point, peak
fine point, focal
fine point, compass
fine point, vertex
fine point, nib
fine point, decimal
encore, putty
encore, graphite
backdrop, bone
backdrop, jute
backdrop, mica

backdrop, rain
backdrop, cement
backdrop, bonsai
backdrop, charcoal
reflection, antiqued
reflection, gold
reflection, water
reflection, titanium
reflection, copper
reflection, bronze
reflection, amethyst

Grade 4

soliloquy, oatmeal
soliloquy, mist
soliloquy, earth
soliloquy, caramel
soliloquy, meadow
soliloquy, cornflower
soliloquy, dahlia
soliloquy, citrus
soliloquy, wildfire
soliloquy, coffee
soliloquy, shadow
soliloquy, chimney

4: SELECT SIDE 2 MATERIAL

see step #3

tackable fabric models

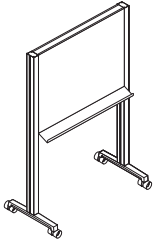
indicate pattern and color (see upholstery cards for specifications); add side 2 fabric grade upcharge to connection cart model price

5: ACCESSORY

LNMC side mounted container +\$165
select color
P06 silver
P07 white
P08 oatmeal
P09 charcoal
P10 black

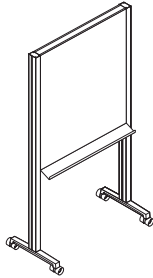


dewey half-length connection cart



HALF LENGTH - 63" HEIGHT				MODEL #	LIST \$	INFILL CONFIGURATION SIDE 1	SIDE 2
D 20"	L 40"	OH 63"	WT 200 lb	RLNCH4063MM	\$2,050	markerboard laminate	markerboard laminate
D 20"	L 40"	OH 63"	WT 200 lb	RLNCH4063MT	\$2,150	markerboard laminate	tackable fabric grade 1 and COM
D 20"	L 40"	OH 63"	WT 200 lb	RLNCH4063TT	\$2,250	tackable fabric grade 1 and COM	tackable fabric grade 1 and COM
D 20"	L 40"	OH 63"	WT 200 lb	RLNCH4063PP	\$2,250	porcelain markerboard	porcelain markerboard
D 20"	L 40"	OH 63"	WT 200 lb	RLNCH4063PT	\$2,250	porcelain markerboard	tackable fabric grade 1 and COM

28



HALF LENGTH - 75" HEIGHT				MODEL #	LIST \$	INFILL CONFIGURATION SIDE 1	SIDE 2
D 20"	L 40"	OH 75"	WT 210 lb	RLNCH4075MM	\$2,150	markerboard laminate	markerboard laminate
D 20"	L 40"	OH 75"	WT 210 lb	RLNCH4075MT	\$2,250	markerboard laminate	tackable fabric grade 1 and COM
D 20"	L 40"	OH 75"	WT 210 lb	RLNCH4075TT	\$2,350	tackable fabric grade 1 and COM	tackable fabric grade 1 and COM
D 20"	L 40"	OH 75"	WT 210 lb	RLNCH4075PP	\$2,800	porcelain markerboard	porcelain markerboard
D 20"	L 40"	OH 75"	WT 210 lb	RLNCH4075PT	\$2,700	porcelain markerboard	tackable fabric grade 1 and COM

EXAMPLE:

RLNCH4075MM

\$2,250

P06 silver

+ \$00

total = \$2,250

LNMC side mounted container

+ \$165

P06 silver

+ \$00

total = \$165

1: SELECT HALF LENGTH MODEL #

list prices are shown

INFILL CONFIGURATION

model # already indicates infill configuration

infill code

side 1

side 2

MM

markerboard laminate

markerboard laminate

MT

markerboard laminate

tackable fabric

TT

tackable fabric

tackable fabric

PP

porcelain markerboard

porcelain markerboard

PT

porcelain markerboard

tackable fabric

2: SELECT FRAME FINISH

for all models

P06 silver

P07 white

P08 oatmeal

P09 charcoal

P10 black

3: SELECT SIDE 1 MATERIAL

markerboard models

model # already indicates material

tackable fabric models

indicate pattern and color (see upholstery cards for specifications); add side 1 fabric grade upcharge to connection cart model price

upcharges

63" OH

75" OH

COM/fabric grade 1

+0

+0

fabric grade 2

+\$20

+\$25

fabric grade 3

+\$35

+\$50

fabric grade 4

+\$90

+\$110

Grade 1

heather, cloud

heather, air

sisal, heron

sisal, meadow

sisal, straw

sisal, willow

Grade 2

universe, creme brulee

universe, whitecap

universe, milkyway

universe, mica

universe, seneca

universe, cosmic

universe, depth

Grade 3

fine point, peak

fine point, focal

fine point, compass

fine point, vertex

fine point, nib

fine point, decimal

encore, putty

encore, graphite

backdrop, bone

backdrop, jute

backdrop, mica

backdrop, rain

4: SELECT SIDE 2 MATERIAL

see step #3

tackable fabric models

indicate pattern and color (see upholstery cards for specifications); add side 2 fabric grade upcharge to connection cart model price

5: ACCESSORY

LNMC side mounted container

+ \$165

P06 silver

P07 white

P08 oatmeal

P09 charcoal

P10 black

6: SELECT SIDE 3 MATERIAL

markerboard models

model # already indicates material

tackable fabric models

indicate pattern and color (see upholstery cards for specifications); add side 3 fabric grade upcharge to connection cart model price

upcharges

63" OH

75" OH

COM/fabric grade 1

+0

+0

fabric grade 2

+\$20

+\$25

fabric grade 3

+\$35

+\$50

fabric grade 4

+\$90

+\$110

Grade 1

heather, cloud

heather, air

sisal, heron

sisal, meadow

sisal, straw

sisal, willow

Grade 2

universe, creme brulee

universe, whitecap

universe, milkyway

universe, mica

universe, seneca

universe, cosmic

universe, depth

Grade 3

fine point, peak

fine point, focal

fine point, compass

fine point, vertex

fine point, nib

fine point, decimal

encore, putty

encore, graphite

backdrop, bone

backdrop, jute

backdrop, mica

backdrop, rain

7: SELECT SIDE 4 MATERIAL

see step #3

tackable fabric models

indicate pattern and color (see upholstery cards for specifications); add side 4 fabric grade upcharge to connection cart model price

8: SELECT SIDE 5 MATERIAL

see step #3

tackable fabric models

indicate pattern and color (see upholstery cards for specifications); add side 5 fabric grade upcharge to connection cart model price

9: SELECT SIDE 6 MATERIAL

see step #3

tackable fabric models

indicate pattern and color (see upholstery cards for specifications); add side 6 fabric grade upcharge to connection cart model price

10: SELECT SIDE 7 MATERIAL

see step #3

tackable fabric models

indicate pattern and color (see upholstery cards for specifications); add side 7 fabric grade upcharge to connection cart model price

11: SELECT SIDE 8 MATERIAL

see step #3

tackable fabric models

indicate pattern and color (see upholstery cards for specifications); add side 8 fabric grade upcharge to connection cart model price

12: SELECT SIDE 9 MATERIAL

see step #3

tackable fabric models

indicate pattern and color (see upholstery cards for specifications); add side 9 fabric grade upcharge to connection cart model price

13: SELECT SIDE 10 MATERIAL

see step #3

tackable fabric models

indicate pattern and color (see upholstery cards for specifications); add side 10 fabric grade upcharge to connection cart model price

14: SELECT SIDE 11 MATERIAL

see step #3

tackable fabric models

indicate pattern and color (see upholstery cards for specifications); add side 11 fabric grade upcharge to connection cart model price

15: SELECT SIDE 12 MATERIAL

see step #3

tackable fabric models

indicate pattern and color (see upholstery cards for specifications); add side 12 fabric grade upcharge to connection cart model price

16: SELECT SIDE 13 MATERIAL

see step #3

tackable fabric models

indicate pattern and color (see upholstery cards for specifications); add side 13 fabric grade upcharge to connection cart model price

17: SELECT SIDE 14 MATERIAL

see step #3

tackable fabric models

indicate pattern and color (see upholstery cards for specifications); add side 14 fabric grade upcharge to connection cart model price

18: SELECT SIDE 15 MATERIAL

see step #3

tackable fabric models

indicate pattern and color (see upholstery cards for specifications); add side 15 fabric grade upcharge to connection cart model price

19: SELECT SIDE 16 MATERIAL

see step #3

tackable fabric models

indicate pattern and color (see upholstery cards for specifications); add side 16 fabric grade upcharge to connection cart model price

20: SELECT SIDE 17 MATERIAL

see step #3

tackable fabric models

indicate pattern and color (see upholstery cards for specifications); add side 17 fabric grade upcharge to connection cart model price

21: SELECT SIDE 18 MATERIAL

see step #3

tackable fabric models

indicate pattern and color (see upholstery cards for specifications); add side 18 fabric grade upcharge to connection cart model price

22: SELECT SIDE 19 MATERIAL

see step #3

tackable fabric models

indicate pattern and color (see upholstery cards for specifications); add side 19 fabric grade upcharge to connection cart model price

23: SELECT SIDE 20 MATERIAL

see step #3

tackable fabric models

indicate pattern and color (see upholstery cards for specifications); add side 20 fabric grade upcharge to connection cart model price

24: SELECT SIDE 21 MATERIAL

see step #3

tackable fabric models

indicate pattern and color (see upholstery cards for specifications); add side 21 fabric grade upcharge to connection cart model price

25: SELECT SIDE 22 MATERIAL

see step #3

tackable fabric models

indicate pattern and color (see upholstery cards for specifications); add side 22 fabric grade upcharge to connection cart model price

26: SELECT SIDE 23 MATERIAL

see step #3

tackable fabric models

indicate pattern and color (see upholstery cards for specifications); add side 23 fabric grade upcharge to connection cart model price

27: SELECT SIDE 24 MATERIAL

see step #3

tackable fabric models

indicate pattern and color (see upholstery cards for specifications); add side 24 fabric grade upcharge to connection cart model price

28: SELECT SIDE 25 MATERIAL

see step #3

tackable fabric models

indicate pattern and color (see upholstery cards for specifications); add side 25 fabric grade upcharge to connection cart model price

29: SELECT SIDE 26 MATERIAL

see step #3

tackable fabric models

indicate pattern and color (see upholstery cards for specifications); add side 26 fabric grade upcharge to connection cart model price

30: SELECT SIDE 27 MATERIAL

see step #3

tackable fabric models

indicate pattern and color (see upholstery cards for specifications); add side 27 fabric grade upcharge to connection cart model price

31: SELECT SIDE 28 MATERIAL

see step #3

tackable fabric models

indicate pattern and color (see upholstery cards for specifications); add side 28 fabric grade upcharge to connection cart model price

32: SELECT SIDE 29 MATERIAL

see step #3

tackable fabric models

indicate pattern and color (see upholstery cards for specifications); add side 29 fabric grade upcharge to connection cart model price

33: SELECT SIDE 30 MATERIAL

see step #3

tackable fabric models

indicate pattern and color (see upholstery cards for specifications); add side 30 fabric grade upcharge to connection cart model price

34: SELECT SIDE 31 MATERIAL

see step #3

tackable fabric models

indicate pattern and color (see upholstery cards for specifications); add side 31 fabric grade upcharge to connection cart model price

35: SELECT SIDE 32 MATERIAL

see step #3

tackable fabric models

indicate pattern and color (see upholstery cards for specifications); add side 32 fabric grade upcharge to connection cart model price

36: SELECT SIDE 33 MATERIAL

see step #3

tackable fabric models

indicate pattern and color (see upholstery cards for specifications); add side 33 fabric grade upcharge to connection cart model price

37: SELECT SIDE 34 MATERIAL

see step #3

tackable fabric models

indicate pattern and color (see upholstery cards for specifications); add side 34 fabric grade upcharge to connection cart model price

38: SELECT SIDE 35 MATERIAL

see step #3

tackable fabric models

indicate pattern and color (see upholstery cards for specifications); add side 35 fabric grade upcharge to connection cart model price

39: SELECT SIDE 36 MATERIAL

see step #3

tackable fabric models

indicate pattern and color (see upholstery cards for specifications); add side 36 fabric grade upcharge to connection cart model price

40: SELECT SIDE 37 MATERIAL

see step #3

tackable fabric models

indicate pattern and color (see upholstery cards for specifications); add side 37 fabric grade upcharge to connection cart model price

41: SELECT SIDE 38 MATERIAL

see step #3

tackable fabric models

indicate pattern and color (see upholstery cards for specifications); add side 38 fabric grade upcharge to connection cart model price

42: SELECT SIDE 39 MATERIAL

see step #3

tackable fabric models

indicate pattern and color (see upholstery cards for specifications); add side 39 fabric grade upcharge to connection cart model price

43: SELECT SIDE 40 MATERIAL

see step #3

tackable fabric models

indicate pattern and color (see upholstery cards for specifications); add side 40 fabric grade upcharge to connection cart model price

44: SELECT SIDE 41 MATERIAL

see step #3

tackable fabric models

indicate pattern and color (see upholstery cards for specifications); add side 41 fabric grade upcharge to connection cart model price

45: SELECT SIDE 42 MATERIAL

see step #3

tackable fabric models

indicate pattern and color (see upholstery cards for specifications); add side 42 fabric grade upcharge to connection cart model price

46: SELECT SIDE 43 MATERIAL

see step #3

tackable fabric models

indicate pattern and color (see upholstery cards for specifications); add side 43 fabric grade upcharge to connection cart model price

47: SELECT SIDE 44 MATERIAL

see step #3

tackable fabric models

indicate pattern and color (see upholstery cards for specifications); add side 44 fabric grade upcharge to connection cart model price

48: SELECT SIDE 45 MATERIAL

see step #3

tackable fabric models

indicate pattern and color (see upholstery cards for specifications); add side 45 fabric grade upcharge to connection cart model price

49: SELECT SIDE 46 MATERIAL

see step #3

tackable fabric models

indicate pattern and color (see upholstery cards for specifications); add side 46 fabric grade upcharge to connection cart model price

50: SELECT SIDE 47 MATERIAL

see step #3

tackable fabric models

indicate pattern and color (see upholstery cards for specifications); add side 47 fabric grade upcharge to connection cart model price

51: SELECT SIDE 48 MATERIAL

see step #3

tackable fabric models

indicate pattern and color (see upholstery cards for specifications); add side 48 fabric grade upcharge to connection cart model price

52: SELECT SIDE 49 MATERIAL

see step #3

tackable fabric models

indicate pattern and color (see upholstery cards for specifications); add side 49 fabric grade upcharge to connection cart model price

53: SELECT SIDE 50 MATERIAL

see step #3

tackable fabric models

indicate pattern and color (see upholstery cards for specifications); add side 50 fabric grade upcharge to connection cart model price

54: SELECT SIDE 51 MATERIAL

see step #3

tackable fabric models

indicate pattern and color (see upholstery cards for specifications); add side 51 fabric grade upcharge to connection cart model price

55: SELECT SIDE 52 MATERIAL

see step #3

tackable fabric models

indicate pattern and color (see upholstery cards for specifications); add side 52 fabric grade upcharge to connection cart model price

56: SELECT SIDE 53 MATERIAL

see step #3

tackable fabric models

indicate pattern and color (see upholstery cards for specifications); add side 53 fabric grade upcharge to connection cart model price

57: SELECT SIDE 54 MATERIAL

see step #3

tackable fabric models

indicate pattern and color (see upholstery cards for specifications); add side 54 fabric grade upcharge to connection cart model price

58: SELECT SIDE 55 MATERIAL

see step #3

tackable fabric models

indicate pattern and color (see upholstery cards for specifications); add side 55 fabric grade upcharge to connection cart model price

59: SELECT SIDE 56 MATERIAL

see step #3

tackable fabric models

indicate pattern and color (see upholstery cards for specifications); add side 56 fabric grade upcharge to connection cart model price

60: SELECT SIDE 57 MATERIAL

see step #3

tackable fabric models

indicate pattern and color (see upholstery cards for specifications); add side 57 fabric grade upcharge to connection cart model price

61: SELECT SIDE 58 MATERIAL

see step #3

tackable fabric models

indicate pattern and color (see upholstery cards for specifications); add side 58 fabric grade upcharge to connection cart model price

62: SELECT SIDE 59 MATERIAL

see step #3

tackable fabric models

indicate pattern and color (see upholstery cards for specifications); add side 59 fabric grade upcharge to connection cart model price

63: SELECT SIDE 60 MATERIAL

see step #3

tackable fabric models

indicate pattern and color (see upholstery cards for specifications); add side 60 fabric grade upcharge to connection cart model price

64: SELECT SIDE 61 MATERIAL

see step #3

tackable fabric models

indicate pattern and color (see upholstery cards for specifications); add side 61 fabric grade upcharge to connection cart model price

65: SELECT SIDE 62 MATERIAL

see step #3

tackable fabric models

indicate pattern and color (see upholstery cards for specifications); add side 62 fabric grade upcharge to connection cart model price

66: SELECT SIDE 63 MATERIAL

see step #3

tackable fabric models

indicate pattern and color (see upholstery cards for specifications); add side 63 fabric grade upcharge to connection cart model price

67: SELECT SIDE 64 MATERIAL

see step #3

tackable fabric models

indicate pattern and color (see upholstery cards for specifications); add side 64 fabric grade upcharge to connection cart model price

68: SELECT SIDE 65 MATERIAL

see step #3

tackable fabric models

indicate pattern and color (see upholstery cards for specifications); add side 65 fabric grade upcharge to connection cart model price

69: SELECT SIDE 66 MATERIAL

see step #3

tackable fabric models

indicate pattern and color (see upholstery cards for specifications); add side 66 fabric grade upcharge to connection cart model price

70: SELECT SIDE 67 MATERIAL

see step #3

tackable fabric models

indicate pattern and color (see upholstery cards for specifications); add side 67 fabric grade upcharge to connection cart model price

71: SELECT SIDE 68 MATERIAL

see step #3

tackable fabric models

indicate pattern and color (see upholstery cards for specifications); add side 68 fabric grade upcharge to connection cart model price

72: SELECT SIDE 69 MATERIAL

see step #3

tackable fabric models

indicate pattern and color (see upholstery cards for specifications); add side 69 fabric grade upcharge to connection cart model price

73: SELECT SIDE 70 MATERIAL

see step #3

tackable fabric models

indicate pattern and color (see upholstery cards for specifications); add side 70 fabric grade upcharge to connection cart model price

74: SELECT SIDE 71 MATERIAL

see step #3

tackable fabric models

indicate pattern and color (see upholstery cards for specifications); add side 71 fabric grade upcharge to connection cart model price

75: SELECT SIDE 72 MATERIAL

see step #3

tackable fabric models

indicate pattern and color (see upholstery cards for specifications); add side 72 fabric grade upcharge to connection cart model price

76: SELECT SIDE 73 MATERIAL

see step #3

tackable fabric models

indicate pattern and color (see upholstery cards for specifications); add side 73 fabric grade upcharge to connection cart model price

77: SELECT SIDE 74 MATERIAL

see step #3

tackable fabric models

indicate pattern and color (see upholstery cards for specifications); add side 74 fabric grade upcharge to connection cart model price

78: SELECT SIDE 75 MATERIAL

see step #3

tackable fabric models

indicate pattern and color (see upholstery cards for specifications); add side 75 fabric grade upcharge to connection cart model price

79: SELECT SIDE 76 MATERIAL

see step #3

tackable fabric models

indicate pattern and color (see upholstery cards for specifications); add side 76 fabric grade upcharge to connection cart model price

80: SELECT SIDE 77 MATERIAL

see step #3

tackable fabric models

indicate pattern and color (see upholstery cards for specifications); add side 77 fabric grade upcharge to connection cart model price

81: SELECT SIDE 78 MATERIAL

see step #3

tackable fabric models

indicate pattern and color (see upholstery cards for specifications); add side 78 fabric grade upcharge to connection cart model price

82: SELECT SIDE 79 MATERIAL

see step #3

tackable fabric models

indicate pattern and color (see upholstery cards for specifications); add side 79 fabric grade upcharge to connection cart model price

83: SELECT SIDE 80 MATERIAL

see step #3

tackable fabric models

indicate pattern and color (see upholstery cards for specifications); add side 80 fabric grade upcharge to connection cart model price

84: SELECT SIDE 81 MATERIAL

see step #3

tackable fabric models

indicate pattern and color (see upholstery cards for specifications); add side 81 fabric grade upcharge to connection cart model price

85: SELECT SIDE 82 MATERIAL

see step #3

tackable fabric models

indicate pattern and color (see upholstery cards for specifications); add side 82 fabric grade upcharge to connection cart model price

86: SELECT SIDE 83 MATERIAL

see step #3

tackable fabric models

indicate pattern and color (see upholstery cards for specifications); add side 83 fabric grade upcharge to connection cart model price

87: SELECT SIDE 84 MATERIAL

see step #3

tackable fabric models

indicate pattern and color (see upholstery cards for specifications); add side 84 fabric grade upcharge to connection cart model price

88: SELECT SIDE 85 MATERIAL

see step #3

tackable fabric models

indicate pattern and color (see upholstery cards for specifications); add side 85 fabric grade upcharge to connection cart model price

89: SELECT SIDE 86 MATERIAL

see step #3

tackable fabric models

indicate pattern and color (see upholstery cards for specifications); add side 86 fabric grade upcharge to connection cart model price

90: SELECT SIDE 87 MATERIAL

see step #3

tackable fabric models

indicate pattern and color (see upholstery cards for specifications); add side 87 fabric grade upcharge to connection cart model price

91: SELECT SIDE 88 MATERIAL

see step #3

tackable fabric models

indicate pattern and color (see upholstery cards for specifications); add side 88 fabric grade upcharge to connection cart model price

92: SELECT SIDE 89 MATERIAL

see step #3

tackable fabric models

indicate pattern and color (see upholstery cards for specifications); add side 89 fabric grade upcharge to connection cart model price

93: SELECT SIDE 90 MATERIAL

see step #3

tackable fabric models

indicate pattern and color (see upholstery cards for specifications); add side 90 fabric grade upcharge to connection cart model price

94: SELECT SIDE 91 MATERIAL

see step #3

tackable fabric models

indicate pattern and color (see upholstery cards for specifications); add side 91 fabric grade upcharge to connection cart model price

95: SELECT SIDE 92 MATERIAL

see step #3

tackable fabric models

indicate pattern and color (see upholstery cards for specifications); add side 92 fabric grade upcharge to connection cart model price

96: SELECT SIDE 93 MATERIAL

see step #3

tackable fabric models

indicate pattern and color (see upholstery cards for specifications); add side 93 fabric grade upcharge to connection cart model price

97: SELECT SIDE 94 MATERIAL

see step #3

tackable fabric models

indicate pattern and color (see upholstery cards for specifications); add side 94 fabric grade upcharge to connection cart model price

98: SELECT SIDE 95 MATERIAL

see step #3

tackable fabric models

indicate pattern and color (see upholstery cards for specifications); add side 95 fabric grade upcharge to connection cart model price

99: SELECT SIDE 96 MATERIAL

see step #3

tackable fabric models

indicate pattern and color (see upholstery cards for specifications); add side 96 fabric grade upcharge to connection cart model price

100: SELECT SIDE 97 MATERIAL

see step #3

tackable fabric models

indicate pattern and color (see upholstery cards for specifications); add side 97 fabric grade upcharge to connection cart model price

101: SELECT SIDE 98 MATERIAL

see step #3

tackable fabric models

indicate pattern and color (see upholstery cards for specifications); add side 98 fabric grade upcharge to connection cart model price

102: SELECT SIDE 99 MATERIAL

see step #3

tackable fabric models

indicate pattern and color (see upholstery cards for specifications); add side 99 fabric grade upcharge to connection cart model price

103: SELECT SIDE 100 MATERIAL

see step #3

tackable fabric models

indicate pattern and color (see upholstery cards for specifications); add side 100 fabric grade upcharge to connection cart model price

104: SELECT SIDE 101 MATERIAL

see step #3

tackable fabric models

indicate pattern and color (see upholstery cards for specifications); add side 101 fabric grade upcharge to connection cart model price

105: SELECT SIDE 102 MATERIAL

see step #3

tackable fabric models

indicate pattern and color (see upholstery cards for specifications); add side 102 fabric grade upcharge to connection cart model price

106: SELECT SIDE 103 MATERIAL

see step #3

tackable fabric models

indicate pattern and color (see upholstery cards for specifications); add side 103 fabric grade upcharge to connection cart model price

107: SELECT SIDE 104 MATERIAL

see step #3

tackable fabric models

indicate pattern and color (see upholstery cards for specifications); add side 104 fabric grade upcharge to connection cart model price

108: SELECT SIDE 105 MATERIAL

see step #3

tackable fabric models

indicate pattern and color (see upholstery cards for specifications); add side 105 fabric grade upcharge to connection cart model price

109: SELECT SIDE 106 MATERIAL

see step #3

tackable fabric models

indicate pattern and color (see upholstery cards for specifications); add side 106 fabric grade upcharge to connection cart model price

110: SELECT SIDE 107 MATERIAL

see step #3

tackable fabric models

indicate pattern and color (see upholstery cards for specifications); add side 107 fabric grade upcharge to connection cart model price

111: SELECT SIDE 108 MATERIAL

see step #3

tackable fabric models

indicate pattern and color (see upholstery cards for specifications); add side 108 fabric grade upcharge to connection cart model price

112: SELECT SIDE 109 MATERIAL

see step #3

tackable fabric models

indicate pattern and color (see upholstery cards for specifications); add side 109 fabric grade upcharge to connection cart model price

113: SELECT SIDE 110 MATERIAL

see step #3

tackable fabric models

indicate pattern and color (see upholstery cards for specifications); add side 110 fabric grade upcharge to connection cart model price

114: SELECT SIDE 111 MATERIAL

see step #3

tackable fabric models

indicate pattern and color (see upholstery cards for specifications); add side 111 fabric grade upcharge to connection cart model price

115: SELECT SIDE 112 MATERIAL

see step #3

tackable fabric models

indicate pattern and color (see upholstery cards for specifications); add side 112 fabric grade upcharge to connection cart model price

116: SELECT SIDE 113 MATERIAL

see step #3

tackable fabric models

indicate pattern and color (see upholstery cards for specifications); add side 113 fabric grade upcharge to connection cart model price

117: SELECT SIDE 114 MATERIAL

see step #3

tackable fabric models

indicate pattern and color (see upholstery cards for specifications); add side 114 fabric grade upcharge to connection cart model price

118: SELECT SIDE 115 MATERIAL

see step #3

tackable fabric models

indicate pattern and color (see upholstery cards for specifications); add side 115 fabric grade upcharge to connection cart model price

119: SELECT SIDE 116 MATERIAL

see step #3

tackable fabric models

indicate pattern and color (see upholstery cards for specifications); add side 116 fabric grade upcharge to connection cart model price

120: SELECT SIDE 117 MATERIAL

see step #3

tackable fabric models

indicate pattern and color (see upholstery cards for specifications); add side 117 fabric grade upcharge to connection cart model price

121: SELECT SIDE 118 MATERIAL

see step #3

tackable fabric models

indicate pattern and color (see upholstery cards for specifications); add side 118 fabric grade upcharge to connection cart model price

122: SELECT SIDE 119 MATERIAL

see step #3

tackable fabric models

indicate pattern and color (see upholstery cards for specifications); add side 119 fabric grade upcharge to connection cart model price

123: SELECT SIDE 120 MATERIAL

see step #3

tackable fabric models

indicate pattern and color (see upholstery cards for specifications); add side 120 fabric grade upcharge to connection cart model price

124: SELECT SIDE 121 MATERIAL

see step #3

tackable fabric models

indicate pattern and color (see upholstery cards for specifications); add side 121 fabric grade upcharge to connection cart model price

125: SELECT SIDE 122 MATERIAL

see step #3

tackable fabric models

indicate pattern and color (see upholstery cards for specifications); add side 122 fabric grade upcharge to connection cart model price

126: SELECT SIDE 123 MATERIAL

see step #3

tackable fabric models

indicate pattern and color (see upholstery cards for specifications); add side 123 fabric grade upcharge to connection cart model price

127: SELECT SIDE 124 MATERIAL

see step #3

tackable fabric models

indicate pattern and color (see upholstery cards for specifications); add side 124 fabric grade upcharge to connection cart model price

128: SELECT SIDE 125 MATERIAL

see step #3

tackable fabric models

indicate pattern and color (see upholstery cards for specifications); add side 125 fabric grade upcharge to connection cart model price

129: SELECT SIDE 126 MATERIAL

see step #3

tackable fabric models

indicate pattern and color (see upholstery cards for specifications); add side 126 fabric grade upcharge to connection cart model price

130: SELECT SIDE 127 MATERIAL

see step #3

tackable fabric models

indicate pattern and color (see upholstery cards for specifications); add side 127 fabric grade upcharge to connection cart model price

131: SELECT SIDE 128 MATERIAL

see step #3

tackable fabric models

indicate pattern and color (see upholstery cards for specifications); add side 128 fabric grade upcharge to connection cart model price

132: SELECT SIDE 129 MATERIAL

see step #3

tackable fabric models

indicate pattern and color (see upholstery cards for specifications); add side 129 fabric grade upcharge to connection cart model price

133: SELECT SIDE 130 MATERIAL

see step #3

tackable fabric models

indicate pattern and color (see upholstery cards for specifications); add side 130 fabric grade upcharge to connection cart model price

134: SELECT SIDE 131 MATERIAL

see step #3

tackable fabric models

indicate pattern and color (see upholstery cards for specifications); add side 131 fabric grade upcharge to connection cart model price

135: SELECT SIDE 132 MATERIAL

see step #3

tackable fabric models

indicate pattern and color (see upholstery cards for specifications); add side 132 fabric grade upcharge to connection cart model price

136: SELECT SIDE 133 MATERIAL

see step #3

tackable fabric models

indicate pattern and color (see upholstery cards for specifications); add side 133 fabric grade upcharge to connection cart model price

137: SELECT SIDE 134 MATERIAL

see step #3

tackable fabric models

indicate pattern and color (see upholstery cards for specifications); add side 134 fabric grade upcharge to connection cart model price

138: SELECT SIDE 135 MATERIAL

see step #3

tackable fabric models

indicate pattern and color (see upholstery cards for specifications); add side 135 fabric grade upcharge to connection cart model price

139: SELECT SIDE 136 MATERIAL

see step #3

tackable fabric models

indicate pattern and color (see upholstery cards for specifications); add side 136 fabric grade upcharge to connection cart model price

140: SELECT SIDE 137 MATERIAL

see step #3

tackable fabric models

indicate pattern and color (see upholstery cards for specifications); add side 137 fabric grade upcharge to connection cart model price

141: SELECT SIDE 138 MATERIAL

see step #3

tackable fabric models

indicate pattern and color (see upholstery cards for specifications); add side 138 fabric grade upcharge to connection cart model price

142: SELECT SIDE 139 MATERIAL

see step #3

tackable fabric models

indicate pattern and color (see upholstery cards for specifications); add side 139 fabric grade upcharge to connection cart model price

143: SELECT SIDE 140 MATERIAL

see step #3

tackable fabric models

indicate pattern and color (see upholstery cards for specifications); add side 140 fabric grade upcharge to connection cart model price

144: SELECT SIDE 141 MATERIAL

see step #3

tackable fabric models

indicate pattern and color (see upholstery cards for specifications); add side 141 fabric grade upcharge to connection cart model price

145: SELECT SIDE 142 MATERIAL

see step #3

tackable fabric models

indicate pattern and color (see upholstery cards for specifications); add side 142 fabric grade upcharge to connection cart model price

146: SELECT SIDE 143 MATERIAL

see step #3

tackable fabric models

indicate pattern and color (see upholstery cards for specifications); add side 143 fabric grade upcharge to connection cart model price

147: SELECT SIDE 144 MATERIAL

see step #3

tackable fabric models

indicate pattern and color (see upholstery cards for specifications); add side 144 fabric grade upcharge to connection cart model price

148: SELECT SIDE 145 MATERIAL

see step #3

tackable fabric models

indicate pattern and color (see upholstery cards for specifications); add side 145 fabric grade upcharge



EXAMPLE:

RLNCH4075XM (SC)

\$3,400

P06 silver

+ \$00

LCC smoky brown pear

+ \$00

M01 cloud

+ \$00

LCC smoky brown pear

+ \$00

total = \$3,400

LNCVM11 vertical wire management

+ \$175

P06 silver

+ \$00

total = \$175

1: SELECT HALF LENGTH MODEL #

list prices are shown

INFILL CONFIGURATION

model # already indicates infill configuration

infill code

side 1

side 2

XM

technology laminate

markerboard laminate

XP

technology laminate

porcelain markerboard

XT

technology laminate

tackable fabric

2: SELECT FRAME FINISH

for all models

P06 silver

P07 white

P08 oatmeal

P09 charcoal

P10 black

3: SELECT SIDE 1 MATERIAL LAMINATE

core group

LAS black

LBT dover white

LDM pearl

LB4 folkstone

LDQ platinum

LCB earth

LDA citadel

LDC graphite

classic wood grain

LTS fusion maple

LSV monticello maple

LS2 huntington maple

LXW wild cherry

LS4 versailles anigre

LTW empire mahogany

LVK montana walnut

LT6 hemlock

classic patterns

LXR white nebula

LT7 grey nebula

LT0 graphite nebula

LRC pewter mesh

LRP grey mesh

LRQ sheer mesh

LRT steel mesh

LRZ gilded mesh

4: SELECT THERMALLY FUSED MELAMINE CABINET CASE FINISH

for cabinet sides, select thermally fused melamine finish

M01 cloud

M03 graphite

M06 fusion maple

M07 monticello maple

M08 huntington maple

M09 wild cherry

M10 versailles anigre

M11 empire mahogany

M12 montana walnut

M13 black

M14 white nebula

M15 grey nebula

M16 graphite nebula

M17 ivory

M18 folkstone

M19 platinum

M20 earth

M21 hemlock

5: SELECT CABINET FACE FINISH LAMINATE

for SC-storage closed only

see step #3

6: SELECT SIDE 2 MATERIAL

markerboard models

model # already indicates material

tackable fabric models

indicate pattern and color (see upholstery cards for specifications); add side 1 fabric grade upcharge to connection cart model price

upcharges

63" OH

75" OH

COM/fabric grade 1

+0

+0

fabric grade 2

+\$20

+\$25

fabric grade 3

+\$35

+\$50

fabric grade 4

+\$90

+\$110

Grade 1

heather, cloud

heather, air

sisal, heron

sisal, meadow

sisal, straw

sisal, willow

Grade 2

universe, creme brulee

universe, whitecap

universe, milkyway

universe, mica

universe, seneca

universe, cosmic

universe, depth

Grade 3

fine point, peak

fine point, focal

fine point, compass

fine point, vertex

fine point, nib

fine point, decimal

encore, putty

encore, graphite

backdrop, bone

backdrop, jute

backdrop, mica

backdrop, rain

backdrop, cement

backdrop, bonsai

backdrop, charcoal

reflection, antiqued

reflection, gold

reflection, water

reflection, titanium

reflection, copper

reflection, bronze

reflection, amethyst

Grade 4

soliloquy, oatmeal

soliloquy, mist

soliloquy, earth

soliloquy, caramel

soliloquy, meadow

soliloquy, cornflower

soliloquy, dahlia

soliloquy, citrus

soliloquy, wildfire

soliloquy, coffee

soliloquy, shadow

soliloquy, chimney

5: ACCESSORY

LNMC side mounted container

select color

P06 silver

P07 white

P08 oatmeal

P09 charcoal

P10 black

LNCVM11 vertical wire management

select color

W06 silver

W07 white

W08 oatmeal

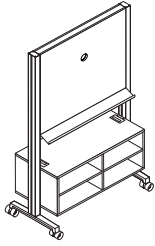
W09 charcoal

W10 black

+\$165

+\$175

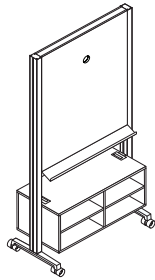
dewey technology supporting connection cart - open



TECHNOLOGY SUPPORTING OPEN STORAGE - 63" HEIGHT				MODEL #	LIST \$	INFILL CONFIGURATION	
D	L	OH	WT			SIDE 1	SIDE 2
D 20"	L 40"	OH 63"	WT 240 lb	RLNCH4063XM (SO)	\$3,050	laminated technology	markerboard laminate
D 20"	L 40"	OH 63"	WT 240 lb	RLNCH4063XT (SO)	\$3,300	laminated technology	tackable fabric
D 20"	L 40"	OH 63"	WT 240 lb	RLNCH4063XP (SO)	\$3,100	laminated technology	porcelain markerboard

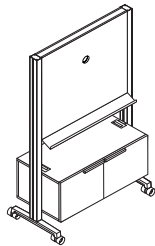
30

dewey technology supporting connection cart - open



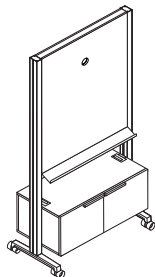
TECHNOLOGY SUPPORTING OPEN STORAGE - 75" HEIGHT				MODEL #	LIST \$	INFILL CONFIGURATION	
D	L	OH	WT			SIDE 1	SIDE 2
D 20"	L 40"	OH 75"	WT 250 lb	RLNCH4075XM (SO)	\$3,150	laminated technology	markerboard laminate
D 20"	L 40"	OH 75"	WT 250 lb	RLNCH4075XT (SO)	\$3,400	laminated technology	tackable fabric
D 20"	L 40"	OH 75"	WT 250 lb	RLNCH4075XP (SO)	\$3,250	laminated technology	porcelain markerboard

dewey technology supporting connection cart - closed



TECHNOLOGY SUPPORTING CLOSED STORAGE - 63" HEIGHT				MODEL #	LIST \$	INFILL CONFIGURATION	
D	L	OH	WT			SIDE 1	SIDE 2
D 20"	L 40"	OH 63"	WT 246 lb	RLNCH4063XM (SC)	\$3,250	laminated technology	markerboard laminate
D 20"	L 40"	OH 63"	WT 246 lb	RLNCH4063XT (SC)	\$3,550	laminated technology	tackable fabric
D 20"	L 40"	OH 63"	WT 246 lb	RLNCH4063XP (SC)	\$3,350	laminated technology	porcelain markerboard

dewey technology supporting connection cart - closed



TECHNOLOGY SUPPORTING CLOSED STORAGE - 75" HEIGHT				MODEL #	LIST \$	INFILL CONFIGURATION	
D	L	OH	WT			SIDE 1	SIDE 2
D 20"	L 40"	OH 75"	WT 256 lb	RLNCH4075XM (SC)	\$3,400	laminated technology	markerboard laminate
D 20"	L 40"	OH 75"	WT 256 lb	RLNCH4075XT (SC)	\$3,650	laminated technology	tackable fabric
D 20"	L 40"	OH 75"	WT 256 lb	RLNCH4075XP (SC)	\$3,450	laminated technology	porcelain markerboard



HELPPDESK



HELPPDESK WITH CABINETS

dewey™ helpdesk

approachable and mobile, a starting or ending point for learning

DESIGN

by Joey Ruiters

STANDARDS

Meets or exceeds applicable ANSI/BIFMA durability and safety standards and is SCS Indoor Advantage Gold™ and BIFMA level™1 certified.

CONSTRUCTION

WORKSURFACE: 1 1/8" thick, particle board core, edged and backed with moisture-resistant coverings to form a completely sealed outside surface. Standard high pressure laminate top with solid urethane molded edges on all sides.

LEG: aluminum extruded leg with cast aluminum foot. Standing or seated-height, with pin-height, crank height or electric-height adjustments, provide a wide range for built-in flexibility. Electric height adjustment is easy push button control, plugs into 15-amp outlet.

WORKSURFACE GROMMETS: two grommets are standard for cable management. Molded urethane matches edge color. Grommets (1.169" x 2.919") are integrated within worksurface.

EDGES: molded solid urethane on all sides.

FLIP-UP POWER/DATA: standard with worksurface mounted flip-up power/data hub. Anodized silver aluminum finish. Includes two power outlets and 4 USB A outputs with 120" power cord with three-prong plug.

CASTERS: standard locking 60mm dual wheel. Components: P04 charcoal outer, P03 cool grey inner.

ALUMINUM FRAME SLIDING MODESTY PANEL: extruded aluminum frame with laminate (horizontal grain direction) or frosted acrylic in-fill material. Sliding modesty panel provides rear access to cabinets and ships standard with a lock.

OPTIONS

IPOD AND IPHONE DOCKING STATION: worksurface mounted power with ipod docking station. Includes two power outlets with ipod docking station that charges and syncs with the latest generation ipods without need for adaptors.

GLIDES: adjust 3/4" for uneven floors

CABINETS: optional locking small and/or large cabinets. 5/8" thermally fused melamine case with matching 0.5 mm ABS edgeband. Doors are 9/16" particle board core with high pressure laminate and 2mm ABS edgeband. Door front finishes match worksurface laminate finish. Laminate grain direction is vertical. Edgeband matches the cabinet door color. Standard with grommets within case for wire management. Pulls match leg finish selection.

SMALL CABINET: standard with one adjustable shelf. Black grommets (1.75" x 3.75") installed on top and bottom and centered on the width and 1.5" from back of cabinet. Outside dimensions: 10"l x 18"d x 30"h, Inside dimensions: 8.625"l x 17.375"d x 28.750"h (standing height); Outside dimensions: 10"l x 18"d x 20.5"h, Inside dimensions: 8.625"l x 17.375"d x 19.2"h (seated height).

LARGE CABINET: standard with one adjustable shelf. Black grommets (1.75" x 3.75") installed on top and bottom and centered on the width and 1.5" from back of cabinet. Outside dimensions: 20.375"l x 18"d x 30"h, Inside dimensions: 19.125"l x 17.375"d x 28.750"h. (standing); Outside dimensions: 20.375"l x 18"d x 20.5"h, Inside dimensions: 19.125"l x 17.375"d x 19.2"h (seated). 2 large cabinets cannot be configured on one helpdesk.

LARGE CABINET WITH TECH RACK: 19" wide technology racks accommodate 12 rack units (RU) on standing height and 6 rack units (RU) in seated height rack. Audio/ visual equipment. Backside of cabinet is open to provide access to racked technology. Outside dimensions: 20.375"l x 18"d x 30"h, Inside dimensions: 19.125"l x 17.375"d x 28.750"h (standing); Outside dimensions: 20.375"l x 18"d x 20.5"h, Inside dimensions: 19.125"l x 17.375"d x 19.2"h (seated).

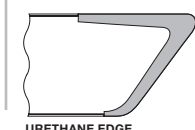
VENTILATION FAN: optional with small and large cabinet, and cabinet with tech rack. Ideal for venting cabinets and enclosures. Self-contained and features a large, brushless fan for higher airflow, low noise and long life. When mounted, fan does not vibrate. Fan speed is adjustable. Ventilation fan cover available in white (WV) or black (BV).

LOCK: locks on cabinets are keyed alike.

SHIPPING

ships assembled on a skid with corner guards and shrink wrap. Cabinets will be individually wrapped and placed on skid between helpdesk legs.

EDGE PROFILE



URETHANE EDGE

SPECIFICATIONS how to order, see page 162

EXAMPLE:

RLND3060		\$2,493
P06	silver	+ \$00
LBT	dover white	+ \$00
U05	otter	+ \$00
M01	cloud	+ \$00
SM	small cabinet	+ \$382
LV	large cabinet with vent/fan	+ \$700
VW	white fan cover	
PI	flip-up power + ipod dock	+ \$106
GL	glide option	+ \$00
		total = \$ 3,681

☐ **1: SELECT HELPDESK MODEL #**

prices shown are list

☐ **2: SELECT LEG AND PULL FINISH**

for all models, select metal

P06	silver
P07	white
P08	oatmeal
P09	charcoal
P10	black

☐ **3: SELECT TOP/MODESTY PANEL/
CABINET FACE LAMINATE FINISH**

core group

LAS	black
LBT	dover white
LDM	pearl
LB4	folkstone
LDQ	platinum
LCB	earth
LDA	citadel
LDC	graphite

classic wood grain

LTS	fusion maple
LSV	monticello maple
LS2	huntington maple
LXW	wild cherry
LS4	versailles anigre
LTW	empire mahogany
LVK	montana walnut
LT6	hemlock

classic patterns

LXR	white nebula
LT7	grey nebula
LTO	graphite nebula
LRC	pewter mesh
LRP	grey mesh
LRQ	sheer mesh
LRT	steel mesh
LRZ	gilded mesh

evolving wood grain

LCG	millennium oak
LCC	smokey brown pear
LCR	oiled walnut
LCT	zebrano
LCX	chestnut woodline
LCY	dunewood

non-standard laminate

Specify mfg. name and code number, refer to finishes appendix for details; up-charge and extended lead times may apply.

☐ **4: SELECT EDGE FINISH (URETHANE)**
for urethane edge, select color

U02	wolf
U04	dolphin
U05	otter
U06	black bear
U22	hippo
U25	koala
U26	kangaroo
U27	oyster
U32	beaver

☐ **5: SELECT THERMALLY FUSED
MELAMINE CABINET CASE FINISH**

for cabinet sides, select thermally fused melamine finish

M01	cloud
M03	graphite
M06	fusion maple
M07	monticello maple
M08	huntington maple
M09	wild cherry
M10	versailles anigre
M11	empire mahogany
M12	montana walnut
M13	black
M14	white nebula
M15	grey nebula
M16	graphite nebula
M17	ivory
M18	folkstone
M19	platinum
M20	earth
M21	hemlock

☐ **6: SELECT STORAGE OPTION -LEFT**

for all standing models, select as needed

NS	no storage	+\$0
SM	small cabinet	+\$382
SV	small cabinet with vent/fan	+\$594
LG	large cabinet	+\$488
LV	large cabinet with vent/fan	+\$700
RK	large cabinet with rack	+\$679
RV	large cabinet with rack, vent/fan	+\$891

for all seated models, select as needed

NS	no storage	+\$00
SM	small cabinet	+\$369
SV	small cabinet with vent/fan	+\$573
LG	large cabinet	+\$471
LV	large cabinet with vent/fan	+\$676
RK	large cabinet with rack	+\$655
RV	large cabinet with rack, vent/fan	+\$860

☐ **7: SELECT STORAGE OPTION -RIGHT**

for all standing models, select as needed

NS	no storage	+\$0
SM	small cabinet	+\$382
SV	small cabinet with vent/fan	+\$594
LG	large cabinet	+\$488
LV	large cabinet with vent/fan	+\$700
RK	large cabinet with rack	+\$679
RV	large cabinet with rack, vent/fan	+\$891

for all seated models, select as needed

NS	no storage	+\$0
SM	small cabinet	+\$369
SV	small cabinet with vent/fan	+\$573
LG	large cabinet	+\$471
LV	large cabinet with vent/fan	+\$676
RK	large cabinet with rack	+\$655
RV	large cabinet with rack, vent/fan	+\$860

2 large cabinets CANNOT be specified on a single unit.

☐ **8: SELECT FAN COVER COLOR**

BV	black fan cover
WV	white fan cover

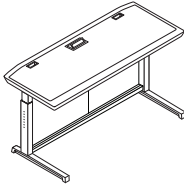
☐ **9: SELECT OPTIONS**

for all models, select as needed; add options prices to helpdesk model price

MA	frosted acrylic modesty	\$106
PU	flip up power	N/C
PI	ipod/iphone docking station	\$106
GL	glide option	N/C

33

dewey helpdesk



HELPPDESK - STANDING

MODEL # LIST

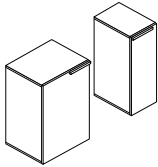
D 30"	L 60"	OH 36-42"	WT 115 lb	RLND3060	\$2,493	with pin-height adjustment
D 30"	L 60"	OH 39-46"	WT 123 lb	RLND3060EH	\$3,554	with electric-height adjustment
D 30"	L 60"	OH 37-47"	WT 121 lb	RLND3060CH	\$3,236	with crank-height adjustment
D 30"	L 72"	OH 36-42"	WT 132 lb	RLND3072	\$2,849	with pin-height adjustment
D 30"	L 72"	OH 39-46"	WT 140 lb	RLND3072EH	\$3,909	with electric-height adjustment
D 30"	L 72"	OH 37-47"	WT 138 lb	RLND3072CH	\$3,592	with crank-height adjustment

Note: height range will increase 2" overall when casters are selected.

HELPPDESK - SEATED

D 30"	L 60"	OH 27-37"	WT 108 lb	RLSH3060CH	\$3,139	with crank-height adjustment
D 30"	L 72"	OH 27-37"	WT 125 lb	RLSH3072CH	\$3,484	with crank-height adjustment

Note: height range will increase 2" overall when casters are selected.



HELPPDESK STORAGE CABINETS - STANDING

D 18"	L 10"	OH 30"	WT 40 lb	SM	\$382	small cabinet
D 18"	L 20"	OH 30"	WT 60 lb	LG	\$488	large cabinet
D 18"	L 20"	OH 30"	WT 63 lb	RK	\$679	large cabinet with tech rack
D 18"	L 10"	OH 30"	WT 43 lb	SV	\$594	small cabinet with vent fan
D 18"	L 20"	OH 30"	WT 63 lb	LV	\$700	large cabinet with vent fan
D 18"	L 20"	OH 30"	WT 63 lb	RV	\$891	large cabinet with tech rack and vent fan

HELPPDESK STORAGE CABINETS - SEATED

D 18"	L 10"	OH 20.5"	WT 32 lb	SM	\$369	small cabinet
D 18"	L 20"	OH 20.5"	WT 52 lb	LG	\$471	large cabinet
D 18"	L 20"	OH 20.5"	WT 55 lb	RK	\$655	large cabinet with tech rack
D 18"	L 10"	OH 20.5"	WT 35 lb	SV	\$594	small cabinet with vent fan
D 18"	L 20"	OH 20.5"	WT 55 lb	LV	\$700	large cabinet with vent fan
D 18"	L 20"	OH 20.5"	WT 55 lb	RV	\$891	large cabinet with tech rack and vent fan



dewey™ lecterns

36

mobile, height adjustable, supports learning throughout the classroom

DESIGN

by Joey Ruiter

STANDARDS

Meets or exceeds applicable ANSI/BIFMA durability and safety standards and is SCS Indoor Advantage Gold™ and BIFMA level™1 certified.

CONSTRUCTION

WORKSURFACE: 1 1/8" thick, particle board core, edged and backed with moisture-resistant coverings to form a completely sealed outside surface. Standard high pressure laminate top with solid urethane molded edges on all sides.

GROMMETS: one grommet is standard for cable management. Molded urethane matches edge color. Grommet is integrated within worksurface.

EDGES: molded solid urethane edges on all sides.

LEG: aluminum extruded leg with cast aluminum foot. Continuous height adjustment with standard pneumatic cylinder, 30-42". Activation lever located under the worksurface.

CASTERS: standard locking 60mm dual wheel. Components: P04 charcoal outer, P03 cool grey inner.

GLIDES: adjust 3/4" for uneven floors. Using glides reduces overall height 1 1/2". Not available on buddy.

ALUMINUM FRAME MODESTY PANEL: extruded aluminum frame with standard laminate (horizontal grain direction) or optional frosted acrylic in-fill material.

LOCK: standard

OPTIONS

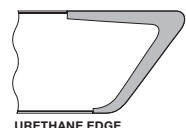
CABINETS: optional locking cabinet for storage and technology. Pulls match leg finish selection. Black grommets installed on top and bottom of cabinet. 5/8" thermally fused melamine case with matching 0.5mm ABS edgeband; Doors are 9/16" particle board core with high pressure laminate and 2mm ABS edgeband. Door front finishes match worksurface laminate finish. Laminate grain direction is vertical. Edgeband matches the cabinet door color. Standard with two adjustable shelves and grommets within the case for wire management. Optional 19" wide equipment racks accommodate 12 rack units (RU) of audio/ visual equipment. Outside dimensions: 20.375"w x 16"d x 30"h. Inside dimensions: 19.125"w x 15.375"d x 28.85"h. Buddy not available with storage.

VENTILATION FAN: optional on lectern with storage. Ideal for venting cabinets and enclosures. Self-contained and features a large, brushless fan for higher airflow, low noise and durability. When mounted, fan does not vibrate. Fan speed is adjustable. Ventilation fan cover available in white (WV) or black (BV).

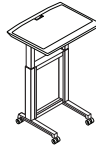
SHIPPING

buddy and lectern ship assembled. Lectern with storage ships cabinet assembled and individually packaged with corner guards and shrink wrap. Some simple assembly required.

EDGE PROFILE



dewey lecterns



BUDDY	MODEL #	LIST
D 20" L 27" OH 27"-41" WT 51 lb	RLNLECT2027	\$1,432 no storage



LECTERN	MODEL #	LIST
D 27" L 30" OH 37"-44" WT 65 lb	RLNLECT2730	\$1,602 no storage



LECTERN WITH STORAGE	MODEL #	LIST
D 27" L 30" OH 37"-44" WT 98 lb	RLNLECT2730SL	\$2,079 left hinge
D 27" L 30" OH 37"-44" WT 98 lb	RLNLECT2730SR	\$2,079 right hinge

Note: height range will increase 2" overall when casters are selected.

37

SPECIFICATIONS how to order, see page 162

EXAMPLE:

RLNLECT 2730	\$1,602
P06 silver	+ \$00
LBT dover white	+ \$00
U05 otter	+ \$00
M01 cloud	+ \$00
GL glide option	+ \$00
total =	\$ 1,602



1: SELECT LECTERN MODEL

prices shown are list



2: SELECT LEG AND PULL FINISH

for all models, select metal

P06	silver
P07	white
P08	oatmeal
P09	charcoal
P10	black



3: SELECT TOP/MODESTY PANEL/ CABINET FACE LAMINATE FINISH

core group

LAS	black
LBT	dover white
LDM	pearl
LB4	folkstone
LDQ	platinum
LCB	earth
LDA	citadel
LDC	graphite

classic wood grain

LTS	fusion maple
LSV	monticello maple
LS2	huntington maple
LXW	wild cherry
LS4	versailles anigre
LTW	empire mahogany
LVK	montana walnut
LT6	hemlock

classic patterns

LXR	white nebula
LT7	grey nebula
LT0	graphite nebula
LRC	pewter mesh
LRP	grey mesh
LRQ	sheer mesh
LRT	steel mesh
LRZ	gilded mesh

evolving wood grain

LCG	millennium oak
LCC	smokey brown pear
LCR	oiled walnut
LCT	zebrano
LCX	chestnut woodline
LCY	dunewood

non-standard laminate

Specify mfg. name and code number, refer to finishes appendix for details; up-charge and extended lead times may apply.



4: SELECT EDGE FINISH (URETHANE)

standard urethane edge

U02	wolf
U04	dolphin
U05	otter
U06	black bear
U22	hippo
U25	koala
U26	kangaroo
U27	oyster
U32	beaver



5: SELECT THERMALLY FUSED THERMALLY FUSED MELAMINE CABINET CASE FINISH

for cabinet sides, select thermally fused melamine finish

M01	cloud
M03	graphite
M06	fusion maple
M07	monticello maple
M08	huntington maple
M09	wild cherry
M10	versailles anigre
M11	empire mahogany
M12	montana walnut
M13	black
M14	white nebula
M15	grey nebula
M16	graphite nebula
M17	ivory
M18	folkstone
M19	platinum
M20	earth
M21	hemlock



6: SELECT OPTIONS

for all models, select as needed

GL	glide	N/C
MA	frosted acrylic modesty	+\$106
RK	rack mount rails for storage	+\$191
VL	vent/fan left	+\$212
VR	vent/fan right	+\$212



7: SELECT FAN COVER COLOR

BV	black fan cover
WV	white fan cover



MEDIA CABINET

dewey™ media cabinet

locking doors keep items stored, secure, and out of the way

38

DESIGN

by Joey Ruiter

STANDARDS

Meets or exceeds applicable ANSI/BIFMA durability and safety standards and is SCS Indoor Advantage Gold™ and BIFMA level™1 certified.

CONSTRUCTION

MEDIA CABINET: Pulls match leg finish selection. Black is available as an option. 5/8" thermally fused melamine case with matching 0.5 mm ABS edgeband; 9/16" high pressure laminate front with 2mm ABS edgeband. Front is 9/16" particle board core with high pressure laminate and 2mm ABS edgeband that matches cabinet door color. Laminate grain direction is vertical. Black grommets installed on top and bottom of cabinet.

LEG: aluminum extruded leg with cast aluminum foot.

GLIDES: adjust 3/4" for uneven floors

UPPER CABINET: standard with two adjustable shelves and black grommets to route cables through cabinet, out to floor and provide ventilation.

LOWER DRAWER: lateral file accommodates horizontal filing.

LOCK: locks on cabinets are keyed alike – upper cabinet, lateral, and rear access panel.

OPTIONS

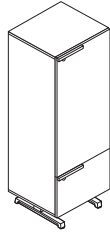
TECHNOLOGY RACKING: 19" wide and 36.75" high technology racks accommodate 21 rack units (RU) of audio/visual equipment. Option also includes hinged door. Hinged door on backside of cabinet provides access to racked technology. Inside dimensions: 19.125"w x 17.375"d x 39"h.

VENTILATION FAN: Ideal for venting cabinets and enclosures. Self-contained and features a large, brushless fan for higher airflow, low noise and long life. When mounted, fan does not vibrate. Fan speed is adjustable. Ventilation fan available in white (WV) or black (BV).

SHIPPING

ships assembled

dewey media cabinet



MEDIA CABINET				MODEL #	LIST	
D 18.75"	W 20"	OH 60"	WT 189 lb	RLNCAB60L	\$1,379	left hinge
D 18.75"	W 20"	OH 60"	WT 189 lb	RLNCAB60R	\$1,379	right hinge

39

SPECIFICATIONS how to order, see page 162		
EXAMPLE: RLNCAB60L left swing \$1,379 P06 silver + \$00 LBT dover white + \$00 M01 cloud + \$00 RK rack mount rails + \$191 total = \$ 1,570		
<input type="checkbox"/> 1: SELECT MEDIA CABINET MODEL # prices shown are list	classic patterns LXR white nebula LT7 grey nebula LT0 graphite nebula LRC pewter mesh LRP grey mesh LRQ sheer mesh LRT steel mesh LRZ gilded mesh evolving wood grain LCG millennium oak LCC smokey brown pear LCR oiled walnut LCT zebrano LCX chestnut woodline LCY dunewood non-standard laminate Specify mfg. name and code number, refer to finishes appendix for details; up-charge and extended lead times may apply.	<input type="checkbox"/> 5: SELECT OPTIONS for all models, select as needed RK rack mount rails for storage +\$191 VL vent/fan left +\$212 VR vent/fan right +\$212
<input type="checkbox"/> 2: SELECT LEG AND PULL FINISH for all models, select metal P06 silver P07 white P08 oatmeal P09 charcoal P10 black	<input type="checkbox"/> 4: SELECT THERMALLY FUSED MELAMINE CABINET CASE FINISH for cabinet case, select thermally fused melamine finish M01 cloud M03 graphite M06 fusion maple M07 monticello maple M08 huntington maple M09 wild cherry M10 versailles anigre M11 empire mahogany M12 montana walnut M13 black M14 white nebula M15 grey nebula M16 graphite nebula M17 ivory M18 folkstone M19 platinum M20 earth M21 hemlock	<input type="checkbox"/> 7: SELECT FAN COVER COLOR BV black fan cover WV white fan cover
<input type="checkbox"/> 3: SELECT CABINET FACE LAMINATE FINISH core group LAS black LBT dover white LDM pearl LB4 folkstone LDQ platinum LCB earth LDA citadel LDC graphite classic wood grain LTS fusion maple LSV monticello maple LS2 huntington maple LXW wild cherry LS4 versailles anigre LTW empire mahogany LVK montana walnut LT6 hemlock		



FREE-STANDING BOOKSHELF



WALL-MOUNTED BOOKSHELF



ADD-ON BOOKSHELF

dewey™ bookshelf

free-standing or wall-mounted, for keeping items accessible yet out-of-the-way

40

DESIGN

by Joey Ruiter

STANDARDS

Meets or exceeds applicable ANSI/BIFMA durability and safety standards and is SCS Indoor Advantage Gold™ and BIFMA level™1 certified.

CONSTRUCTION

SHELF: unit has 3 C-shape shelves between extruded aluminum supports. Available as a freestanding or wallmounted unit. Shelf dimensions are 36" w x 12.5" h with 6 total display surfaces. Shelves are 1" thick. Shelf units mount in 6" increments providing 2 possible locations for each unit, allowing shelves to be mounted off-set from one another when used side-by-side to create visual interest. Standard thermally fused melamine construction or optional high pressure laminate with horizontal grain direction.

WALL-MOUNTED BOOKSHELF: legs include adjustable glides and hardware for mounting to wall.

EDGES: 2mm ABS edgeband (PVC-free).

LEG: aluminum extruded leg with cast aluminum foot.

GLIDES: adjust ¾" for uneven floors

ADD-ON BOOKSHELF: is added to a bookshelf or another add-on unit. Contains additional shelves and one support leg.

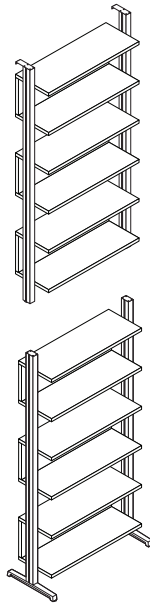
OPTIONS

FLOOR-MOUNTING KIT: for use with glides on bench, allows permanent floor mounting without damage. Includes 4 brackets and hardware to mount to concrete. See Power and Accessories section for pricing.

SHIPPING

ships knocked down

dewey bookshelf



WALLMOUNTED SHELF

THERMALLY FUSED MELAMINE FINISH

				MODEL #	LIST
D 14"	W 40"	OH 81.25"	WT 135 lb	RLNBOK36W	\$1,585
D 14"	W 38"	OH 81.25"	WT 125 lb	RLNBOK36WA	\$1,319 add-on shelf

LAMINATE FINISH

D 14"	W 40"	OH 81.25"	WT 135 lb	RLNBOK36WH	\$2,009
D 14"	W 38"	OH 81.25"	WT 125 lb	RLNBOK36WAH	\$1,743 add-on shelf

FREESTANDING SHELF

THERMALLY FUSED MELAMINE FINISH

				MODEL #	LIST
D 18"	W 40"	OH 83.5"	WT 140 lb	RLNBOK36F	\$1,585
D 18"	W 38"	OH 83.5"	WT 126 lb	RLNBOK36FA	\$1,319 add-on shelf

LAMINATE FINISH

D 18"	W 40"	OH 83.5"	WT 140 lb	RLNBOK36FH	\$2,009
D 18"	W 38"	OH 83.5"	WT 126 lb	RLNBOK36FAH	\$1,743 add-on shelf

41

SPECIFICATIONS how to order, see page 162

EXAMPLE:

RLNBOK36FH	freestanding	\$2,009
P06	silver	+ \$00
LBT	doover white	+ \$00
E31	neutral white	+ \$00
		total = \$ 2,009

1: SELECT BOOKSHELF MODEL

prices shown are list

laminate, select model

steps 2, 3, 4

thermally fused melamine, select model

steps 2, 5

2: SELECT LEG FINISH

for all models, select metal

P06	silver
P07	white
P08	oatmeal
P09	charcoal
P10	black

3A: SELECT BOOKSHELF LAMINATE FINISH

core group

LAS	black
LBT	doover white
LDM	pearl
LB4	folkstone
LDQ	platinum
LCB	earth
LDA	citadel
LDC	graphite

classic wood grain

LTS	fusion maple
LSV	monticello maple
LS2	huntington maple
LXW	wild cherry
LS4	versailles anigre
LTW	empire mahogany
LVK	montana walnut
LT6	hemlock

classic patterns

LXR	white nebula
LT7	grey nebula
LT0	graphite nebula
LRC	pewter mesh
LRP	grey mesh
LRQ	sheer mesh
LRT	steel mesh
LRZ	gilded mesh

evolving wood grain

LCG	millennium oak
LCC	smokey brown pear
LCR	oiled walnut
LCT	zebrano
LCX	chestnut woodline
LCY	dunewood

standard laminate

all laminate products above

custom laminate

all laminate products above

3B: SELECT BOOKSHELF THERMALLY FUSED MELAMINE FINISH

select thermally fused melamine finish

M01	cloud
M03	graphite
M06	fusion maple
M07	monticello maple
M08	huntington maple
M09	wild cherry
M10	versailles anigre
M11	empire mahogany
M12	montana walnut
M13	black
M14	white nebula
M15	grey nebula
M16	graphite nebula
M17	ivory
M18	folkstone
M19	platinum
M20	earth
M21	hemlock

Note: Thermally fused melamine finish standard with thermally fused melamine edgeband.

4: SELECT SHELF EDGE FINISH (2MM)

for laminate construction select edgeband color

E37	black
E38	brown
E36	citadel
E39	earth
E40	empire mahogany
E33	folkstone
E41	fusion maple
E46	hemlock
E43	huntington maple
E47	montana walnut
E42	monticello maple
E31	neutral white
E32	platinum
E35	graphite
E45	versailles anigre
E30	white
E44	wild cherry
E34	satin silver



dewey™ bench

use alongside hallways or inside the classroom, creates a great place to meet and discuss

42

DESIGN

by Joey Ruiter

STANDARDS

Meets or exceeds applicable ANSI/BIFMA durability and safety standards and is SCS Indoor Advantage Gold™ and BIFMA level™1 certified.

CONSTRUCTION

BENCH: aluminum extruded support beam and leg with cast aluminum foot.

INLINE TABLES: optional inline tables provide hard surface for added functionality.

60" bench has 1 inline table and 96" bench has 2. Tables are laminate with 2mm edgeband.

EDGES: 2mm ABS edgeband (PVC-free).

GLIDES: adjust 3/4" for uneven floors

FABRIC: standard in 4 colors of Momentum Textile Hue pattern. Fabric is treated with Nano-Tex® and DuraBlock™, providing a stain and water resistant barrier. The process fully permeates the textile, for longer lasting durability compared to a surface finish.

COM: .67 yd

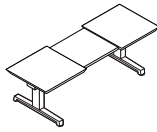
OPTIONS

FLOOR-MOUNTING KIT: for use with glides on bench, allows permanent floor mounting without damage. Includes 4 brackets and hardware to mount to concrete. See Power and Accessories section for pricing.

SHIPPING

ships assembled

dewey bench



BENCH	MODEL #	LIST	
D 18" L 48" OH 17" WT 35 lb RLNBH48	\$637	2 seater	
D 18" L 60" OH 17" WT 41 lb RLNBH60T	\$716	2 seater, one 12" in-line table	
D 18" L 72" OH 17" WT 48 lb RLNBH72	\$796	3 seater	
D 18" L 96" OH 17" WT 66 lb RLNBH96	\$875	4 seater	
D 18" L 96" OH 17" WT 85 lb RLNBH96T	\$955	3 seater, two 12" in-line table	

43

SPECIFICATIONS how to order, see page 162

EXAMPLE:

RLNBH48	bench, 17" x 48", 2 seater	\$637
P06	silver	+ \$00
Hue	black	+ \$00
LDQ	platinum	+ \$00
		total = \$637

☐ 1: SELECT DEWEY BENCH MODEL

prices shown are list

☐ 2: SELECT LEG FINISH

for all models, select metal

P06	silver
P07	white
P08	oatmeal
P09	charcoal
P10	black

☐ 3: SELECT FABRIC COLOR

Pattern: Hue, standard with Nano-Text and Durablock

Momentum Hue	dandelion
Momentum Hue	shade
Momentum Hue	quarry
Momentum Hue	black

☐ 4: SELECT LAMINATE TOP FINISH

core group

LAS	black
LBT	dover white
LDM	pearl
LB4	folkstone
LDQ	platinum
LCB	earth
LDA	citadel
LDC	graphite

classic wood grain

LTS	fusion maple
LSV	monticello maple
LS2	huntington maple
LXW	wild cherry
LS4	versailles anigre
LTW	empire mahogany
LVK	montana walnut
LT6	hemlock

classic patterns

LXR	white nebula
LT7	grey nebula
LT0	graphite nebula
LRC	pewter mesh
LRP	grey mesh
LRQ	sheer mesh
LRT	steel mesh
LRZ	gilded mesh

evolving wood grain

LCG	millennium oak
LCC	smokey brown pear
LCR	oiled walnut
LCT	zebrano
LCX	chestnut woodline
LCY	dunewood

non-standard laminate

Specify mfg. name and code number, refer to finishes appendix for details; up-charge and extended lead times may apply.

☐ 5: SELECT EDGE FINISH

for edgeband, select color

E37	black
E38	brown
E36	citadel
E39	earth
E40	empire mahogany
E33	folkstone
E41	fusion maple
E46	hemlock
E43	huntington maple
E47	montana walnut
E42	monticello maple
E31	neutral white
E32	platinum
E35	graphite
E45	versailles anigre
E30	white
E44	wild cherry
E34	satin silver

