



Professional
Testing
Laboratory
Inc.

TEST REPORT

DATE: 12/30/2011

TEST NUMBER: 144246

CLIENT	Chilewich, LLC.
--------	-----------------

TEST METHOD CONDUCTED	ASTM E662-09 Smoke Density (Flaming) Standard Test Method for Specific Optical Density of Smoke Generated by Solid Materials also referenced as NFPA 258
-----------------------	--

DESCRIPTION OF TEST SAMPLE	
IDENTIFICATION	Rib weave W2W 2011-12-16

GENERAL PRINCIPLE

This procedure is designed to measure the specific optical density of smoke generated by the test specimen within a closed chamber. Each specimen is exposed to an electrically heated radiant-energy source positioned to provide a constant irradiance level of 2.5 watts/square cm on the specimen surface. Measurements are recorded through a photometric system employing a vertical beam of light and a photo detector positioned to detect the attenuation of light transmittance caused by smoke accumulation within the chamber. The light transmittance measurements are used to calculate specific optical density, a quantitative value which can be factored to estimate the smoke potential of materials. Two burning conditions can be simulated by the test apparatus. The radiant heating in the absence of ignition is referred to as the Non-Flaming Mode. A flaming combustion in the presence of supporting radiation constitutes the Flaming Mode.

CONDITIONS			
PREDRYING OF TEST SAMPLE	24 Hours at 140° F		
CONDITIONING OF TEST SAMPLE	24 Hours at 70° F and 50% Relative Humidity		
FURNACE VOLTAGE	118 V	IRRADIANCE	2.5 watts/sq cm
CHAMBER TEMPERATURE	95° F	CHAMBER PRESSURE	3" H ₂ O
TEST MODE	Flaming		


AVERAGE MAXIMUM DENSITY CORRECTED (Dmc)		FLAMING	
			287
AVERAGE SPECIFIC OPTICAL DENSITY AT 4.0 MINUTES			298
	Specimen 1	Specimen 2	Specimen 3
Maximum Density (Dm)	330.0	304.0	318.0
Time to Dm (minutes)	1.5	1.5	1.5
Clear Beam (Dc)	34.0	26.0	30.0
Corr. Max Density (Dmc)	296.0	278.0	288.0
Density at 1.5 minutes	330.0	304.0	318.0
Density at 4.0 minutes	314.0	284.0	296.0
Time to 90% Dm (minutes)	1.0	1.0	1.0
Specimen Weight (grams)	9.0	8.8	9.4

* This sample PASSES the requirements of 450 or less.

APPROVED BY: _____

Gary Ashbury

This facility is accredited by the National Voluntary Laboratory Accreditation Program for the specific scope of accreditation under Lab Code 100297. This accreditation does not constitute an endorsement, certification, or approval by NIST or any agency of the United States Government for the product tested. This report is provided for the exclusive use of the client to whom it is addressed. It may be used in its entirety to gain product acceptance from duly constituted authorities. This report applies only to those samples tested and is not necessarily indicative of apparently identical or similar products. This report, or the name of Professional Testing Laboratory, Inc., shall not be used under any circumstance in advertising to the general public.





**Professional
Testing
Laboratory
Inc.**

TEST REPORT

DATE: 12/30/2011

TEST NUMBER: 144246

CLIENT	Chilewich, LLC.
--------	-----------------

TEST METHOD CONDUCTED	ASTM E662-09 Smoke Density (Non-Flaming) Standard Test Method for Specific Optical Density of Smoke Generated by Solid Materials also referenced as NFPA 258
-----------------------	--

DESCRIPTION OF TEST SAMPLE	
IDENTIFICATION	Rib weave W2W 2011-12-16

GENERAL PRINCIPLE

This procedure is designed to measure the specific optical density of smoke generated by the test specimen within a closed chamber. Each specimen is exposed to an electrically heated radiant-energy source positioned to provide a constant irradiance level of 2.5 watts/square cm on the specimen surface. Measurements are recorded through a photometric system employing a vertical beam of light and a photo detector positioned to detect the attenuation of light transmittance caused by smoke accumulation within the chamber. The light transmittance measurements are used to calculate specific optical density, a quantitative value which can be factored to estimate the smoke potential of materials. Two burning conditions can be simulated by the test apparatus. The radiant heating in the absence of ignition is referred to as the Non-Flaming Mode. A flaming combustion in the presence of supporting radiation constitutes the Flaming Mode.

CONDITIONS			
PREDRYING OF TEST SAMPLE	24 Hours at 140° F		
CONDITIONING OF TEST SAMPLE	24 Hours at 70° F and 50% Relative Humidity		
FURNACE VOLTAGE	118 V	IRRADIANCE	2.5 watts/sq cm
CHAMBER TEMPERATURE	95° F	CHAMBER PRESSURE	3" H ₂ O
TEST MODE	Non-Flaming		


AVERAGE MAXIMUM DENSITY CORRECTED (Dmc)		NON-FLAMING	
			217
AVERAGE SPECIFIC OPTICAL DENSITY AT 4.0 MINUTES			138
	Specimen 1	Specimen 2	Specimen 3
Maximum Density (Dm)	231.0	206.0	217.0
Time to Dm (minutes)	12.0	12.0	12.0
Clear Beam (Dc)	2.0	1.0	1.0
Corr. Max Density (Dmc)	229.0	205.0	216.0
Density at 1.5 minutes	47.0	32.0	37.0
Density at 4.0 minutes	144.0	129.0	140.0
Time to 90% Dm (minutes)	8.5	8.0	8.0
Specimen Weight (grams)	9.7	9.5	9.1

* This sample PASSES the requirements of 450 or less.

APPROVED BY: _____

Gary Ashbury

This facility is accredited by the National Voluntary Laboratory Accreditation Program for the specific scope of accreditation under Lab Code 100297. This accreditation does not constitute an endorsement, certification, or approval by NIST or any agency of the United States Government for the product tested. This report is provided for the exclusive use of the client to whom it is addressed. It may be used in its entirety to gain product acceptance from duly constituted authorities. This report applies only to those samples tested and is not necessarily indicative of apparently identical or similar products. This report, or the name of Professional Testing Laboratory, Inc., shall not be used under any circumstance in advertising to the general public.





Professional
Testing
Laboratory
Inc.

TEST REPORT

DATE: 12/30/2011

TEST NUMBER: 144246

CLIENT	Chilewich, LLC.
--------	-----------------

TEST METHOD CONDUCTED	ASTM E648-08 Standard Test Method for Critical Radiant Flux of Floor Covering Systems Using A Radiant Heat Energy Source, also referenced as NFPA 253 and FTM Standard 372
-----------------------	--

DESCRIPTION OF TEST SAMPLE	
IDENTIFICATION	Rib weave W2W 2011-12-16

GENERAL PRINCIPLE

This procedure is designed to measure the critical radiant flux at flame out of horizontally mounted floor covering systems exposed to a flaming ignition in a test chamber which provides a graded radiant heat energy environment. The imposed radiant flux simulates the thermal radiation levels likely to impinge on the floors of a building whose upper surfaces are heated by flames from a fully developed fire in an adjacent room or compartment. The test result is an average critical radiant flux (watts/square cm) which indicates the level of radiant heat energy required to sustain flame propagation in the flooring system once it has been ignited. A minimum of three test specimens are tested and the results are averaged. Theoretically, if a room fire does not impose a radiant flux that exceeds this critical level on a corridor floor covering system, flame spread will not occur.

The NFPA Life Safety Code 101 specifies as Class 1 Critical Radiant Flux of .45 watts/sq cm or higher and Class 2 Critical Radiant Flux as .22 - .44 watts/sq cm.

FLOORING SYSTEM ASSEMBLY			
SUBSTRATE	Mineral-Fiber/Cement Board	UNDERLAYMENT	Direct Glue Down
ADHESIVE	Advanced Adhesive 272	CONDITIONING	Minimum of 96 hours at 70 ± 5° F and 50 ± 5% relative humidity


	Distance Burned	Time To Flame Out	Critical Radiant Flux
Specimen 1	29 cm	5 minutes	0.76 watts/square cm
Specimen 2	25 cm	5 minutes	0.85 watts/square cm
Specimen 3	24 cm	5 minutes	0.87 watts/square cm

Average Critical Radiant Flux	0.83 Watts/Square Cm
Standard Deviation	0.05 Watts/Square Cm
Coefficient of Variation	5.79 %

* NOTE: Meets or exceeds Class 1 rating as specified in NFPA Life Safety Code 101 and IBC 804.2 Classification.

APPROVED BY: _____

This facility is accredited by the National Voluntary Laboratory Accreditation Program for the specific scope of accreditation under Lab Code 100297. This accreditation does not constitute an endorsement, certification, or approval by NIST or any agency of the United States Government for the product tested. This report is provided for the exclusive use of the client to whom it is addressed. It may be used in its entirety to gain product acceptance from duly constituted authorities. This report applies only to those samples tested and is not necessarily indicative of apparently identical or similar products. This report, or the name of Professional Testing Laboratory, Inc., shall not be used under any circumstance in advertising to the general public.





**Professional
Testing
Laboratory
Inc.**

TEST REPORT

DATE: 12/30/2011

TEST NUMBER: 144246

CLIENT	Chilewich, LLC.
--------	-----------------

TEST METHOD CONDUCTED	Surface Flammability of Carpets and Rugs (16 CFR Chapter II, Subchapter D, Part 1630 CPSC FF 1-70) also referenced as ASTM D2859
-----------------------	--

DESCRIPTION OF TEST SAMPLE	
IDENTIFICATION	Rib weave W2W 2011-12-16

GENERAL PRINCIPLE

This test method is intended to measure the response of finished textile floor covering materials when exposed to an ignition source under controlled laboratory conditions. It is applicable to all types of textile floor coverings whether constructed from natural or man-made materials.

TEST CRITERION

The uncharred area of the test specimen must be greater than one inch in at least seven of the eight specimens tested in order to meet the acceptance criterion.

TEST RESULTS


	SPECIMEN NUMBER							
	1	2	3	4	5	6	7	8
Uncharred Area (Inches)	3.6	3.6	3.6	3.5	3.5	3.7	3.5	3.6

NOTE: This sample was tested on the face side.

This sample **PASSES** the Federal Flammability Standard DOC FF 1-70.

APPROVED BY:

This facility is accredited by the National Voluntary Laboratory Accreditation Program for the specific scope of accreditation under Lab Code 100297. This accreditation does not constitute an endorsement, certification, or approval by NIST or any agency of the United States Government for the product tested. This report is provided for the exclusive use of the client to whom it is addressed. It may be used in its entirety to gain product acceptance from duly constituted authorities. This report applies only to those samples tested and is not necessarily indicative of apparently identical or similar products. This report, or the name of Professional Testing Laboratory, Inc., shall not be used under any circumstance in advertising to the general public.





Professional
Testing
Laboratory
Inc.

TEST REPORT

DATE: 01/09/2012

TEST NUMBER: 144246

CLIENT	Chilewich, LLC.
--------	-----------------

TEST METHOD CONDUCTED	Compression and Recovery (Static Load)
-----------------------	--

DESCRIPTION OF TEST SAMPLE	
IDENTIFICATION	Rib weave W2W 2011-12-16

GENERAL PRINCIPLE

This method is intended to show the resiliency of pile floor coverings after being subjected to a static load of 50 pounds per square inch for a 48 hour period. Thickness measurements are determined before and immediately after release from pressure. Recovery measurements are continued every 24 hours until 96 hours have elapsed.

TEST RESULTS

	THICKNESS MEASUREMENTS	RECOVERY PERCENTAGE
Original	0.158 Inch	-----
Immediate	0.136 Inch	86.1%
After 24 Hours	0.145 Inch	91.8%
After 48 Hours	0.146 Inch	92.4%
After 72 Hours	0.147 Inch	93.0%
After 96 Hours	0.149 Inch	94.3%

APPROVED BY: _____

This report is provided for the exclusive use of the client to whom it is addressed. It may be used in its entirety to gain product acceptance from duly constituted authorities. This report applies only to those samples tested and is not necessarily indicative of apparently identical or similar products. This report, or the name of Professional Testing Laboratory, Inc., shall not be used under any circumstance in advertising to the general public.



Professional
Testing
Laboratory
Inc.

TEST REPORT

DATE: 12/30/2011

TEST NUMBER: 144246

CLIENT	Chilewich, LLC.
--------	-----------------

TEST METHOD CONDUCTED	ASTM D5848-10 Mass Per Unit Area of Pile Yarn Floor Coverings
-----------------------	---

DESCRIPTION OF TEST SAMPLE	
IDENTIFICATION	Rib weave W2W 2011-12-16

GENERAL PRINCIPLE

Representative test specimens are taken from the sample submitted and conditioned to equilibrium at $70^{\circ} \pm 2^{\circ}$ F and $65\% \pm 2\%$ relative humidity. The pile yarn mass is determined by separating and removing the pile yarn from the backing fabric and the back coating with the assistance of the appropriate solvents.

TEST RESULTS

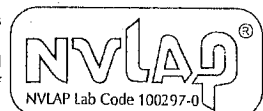
AVERAGE PILE YARN WEIGHT	48.6 Ounces/Square Yard
--------------------------	-------------------------

TOTAL THICKNESS	0.156 Inch
-----------------	------------

APPROVED BY: _____

Gary Ashbury

This facility is accredited by the National Voluntary Laboratory Accreditation Program for the specific scope of accreditation under Lab Code 100297. This accreditation does not constitute an endorsement, certification, or approval by NIST or any agency of the United States Government for the product tested. This report is provided for the exclusive use of the client to whom it is addressed. It may be used in its entirety to gain product acceptance from duly constituted authorities. This report applies only to those samples tested and is not necessarily indicative of apparently identical or similar products. This report, or the name of Professional Testing Laboratory, Inc., shall not be used under any circumstance in advertising to the general public.





**Professional
Testing
Laboratory
Inc.**

TEST REPORT

DATE: 12/30/2011

TEST NUMBER: 144246

CLIENT	Chilewich, LLC.
--------	-----------------

TEST METHOD CONDUCTED	ASTM D5252-05 Standard Practice for the Operation of the Hexapod Tumble Drum Tester
-----------------------	---

DESCRIPTION OF TEST SAMPLE	
IDENTIFICATION	Rib weave W2W 2011-12-16

GENERAL PRINCIPLE

The test specimen is subjected to "Hexapod" tumbling in 2,000 cycle increments. A vacuum was used to make four forward and backward passes along the length of the specimen after each 2,000 cycles.

After the requested number of cycles have been completed, the test specimen is assessed by three technicians for appearance change in accordance with the CRI standard reference scale and color change using the AATCC Gray Scale.

TEST RESULTS

NUMBER OF CYCLES	APPEARANCE RATING	COLOR CHANGE RATING
12,000	5.0	5.0


APPEARANCE RATING KEY	
5	Excellent: No visual change noticeable
4	Good: Slight change due to disturbance of pile
3	Fair: Noticeable change due to pile disturbance or matting
2	Poor: Loss of texture due to pile disturbance and/or matting
1	Very Poor: Severe pile disturbance and/or matting

COLOR CHANGE RATING KEY	
5	Negligible or no change
4	Slight change
3	Moderate change
2	Considerable change
1	Severe change

APPROVED BY: _____

Gary Ashbury

This facility is accredited by the National Voluntary Laboratory Accreditation Program for the specific scope of accreditation under Lab Code 100297. This accreditation does not constitute an endorsement, certification, or approval by NIST or any agency of the United States Government for the product tested. This report is provided for the exclusive use of the client to whom it is addressed. It may be used in its entirety to gain product acceptance from duly constituted authorities. This report applies only to those samples tested and is not necessarily indicative of apparently identical or similar products. This report, or the name of Professional Testing Laboratory, Inc., shall not be used under any circumstance in advertising to the general public.





**Professional
Testing
Laboratory
Inc.**

TEST REPORT

DATE: 12/30/2011

TEST NUMBER: 144246

CLIENT	Chilewich, LLC.
--------	-----------------

TEST METHOD CONDUCTED	ASTM F137-08 Test Method for Flexibility of Resilient Flooring Materials with Cylindrical Mandrel Apparatus
-----------------------	---

DESCRIPTION OF TEST SAMPLE	
IDENTIFICATION	Rib weave W2W 2011-12-16

GENERAL PRINCIPLE

The flexibility of a specimen is determined by flexing the material around mandrels of varying sizes. The mandrel sizes range from 6 mm to 120 mm in diameter. The specimen is flexed 180° around the mandrel and then examined for cracking or breaking. If none exists, the procedure is repeated on the next smaller mandrel. The procedure is continued until the material breaks or cracks or until the smallest mandrel is passed.

TEST RESULTS

RESULT	PASSES	6 mm Mandrel
--------	--------	--------------

APPROVED BY: _____

This report is provided for the exclusive use of the client to whom it is addressed. It may be used in its entirety to gain product acceptance from duly constituted authorities. This report applies only to those samples tested and is not necessarily indicative of apparently identical or similar products. This report, or the name of Professional Testing Laboratory, Inc., shall not be used under any circumstance in advertising to the general public.



**Professional
Testing
Laboratory
Inc.**

TEST REPORT

DATE: 12/30/2011

TEST NUMBER: 144246

CLIENT	Chilewich, LLC.
--------	-----------------

TEST METHOD CONDUCTED	ASTM D3936-05 Standard Test Method for Resistance to Delamination of the Secondary Backing of Pile Yarn Floor Covering
-----------------------	--

DESCRIPTION OF TEST SAMPLE	
IDENTIFICATION	Rib weave W2W 2011-12-16

GENERAL PRINCIPLE

This test method is designed to measure the force required to delaminate the secondary backing adhered to the finished pile floor covering.

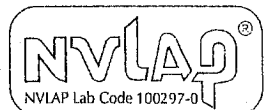
TEST RESULTS

SPECIMEN 1	9.9 Lbs/Inch
SPECIMEN 2	12.7 Lbs/Inch
SPECIMEN 3	12.5 Lbs/Inch
Average Delamination Strength	
11.7 Lbs/Inch	

APPROVED BY: _____

Gary Asbury

This facility is accredited by the National Voluntary Laboratory Accreditation Program for the specific scope of accreditation under Lab Code 100297. This accreditation does not constitute an endorsement, certification, or approval by NIST or any agency of the United States Government for the product tested. This report is provided for the exclusive use of the client to whom it is addressed. It may be used in its entirety to gain product acceptance from duly constituted authorities. This report applies only to those samples tested and is not necessarily indicative of apparently identical or similar products. This report, or the name of Professional Testing Laboratory, Inc., shall not be used under any circumstance in advertising to the general public.





**Professional
Testing
Laboratory
Inc.**

TEST REPORT

DATE: 12/30/2011

TEST NUMBER: 144246

CLIENT	Chilewich, LLC.
--------	-----------------

TEST METHOD CONDUCTED	ASTM D5034-09 Test Method for Breaking Strength and Elongation of Textile Fabrics (Grab Test)
-----------------------	---

DESCRIPTION OF TEST SAMPLE	
IDENTIFICATION	Rib weave W2W 2011-12-16

GENERAL PRINCIPLE

This test method is designed to measure the breaking load of woven and non-woven backing fabrics. It is a measure of the fabric's ability to withstand the forces applied during installation and the loads imposed by heavy traffic.

TEST RESULTS

	WARP (Length)		FILL (Width)	
	ELONGATION	BREAKING LOAD	ELONGATION	BREAKING LOAD
SPECIMEN 1	47.8 %	306.2 Lbs.	14.6 %	166.0 Lbs.
SPECIMEN 2	49.8 %	326.4 Lbs.	14.6 %	156.2 Lbs.
SPECIMEN 3	49.9 %	319.9 Lbs.	14.7 %	168.6 Lbs.
SPECIMEN 4	48.2 %	322.1 Lbs.	14.8 %	161.6 Lbs.
SPECIMEN 5	49.1 %	314.3 Lbs.	14.9 %	159.3 Lbs.
AVERAGE	49.0 %	317.8 Lbs.	14.7 %	162.3 Lbs.

APPROVED BY: _____

This report is provided for the exclusive use of the client to whom it is addressed. It may be used in its entirety to gain product acceptance from duly constituted authorities. This report applies only to those samples tested and is not necessarily indicative of apparently identical or similar products. This report, or the name of Professional Testing Laboratory, Inc., shall not be used under any circumstance in advertising to the general public.



**Professional
Testing
Laboratory
Inc.**

TEST REPORT

DATE: 12/30/2011

TEST NUMBER: 144246

CLIENT	Chilewich, LLC.
--------	-----------------

TEST METHOD CONDUCTED	ASTM C1028-96 Test Method for Determining the Static Coefficient of Friction by the Horizontal Dynamometer Pull-Meter Method
-----------------------	--

DESCRIPTION OF TEST SAMPLE	
IDENTIFICATION	Rib weave W2W 2011-12-16

GENERAL PRINCIPLE

This test determines the static coefficient of friction of tile or other surfaces using a neolite heel assembly.

A neolite heel assembly with a 50 pound load is pulled horizontally with a dynamometer to measure the force required to cause the assembly to slip. After the sample is tested, measurements are calculated and reported as the static coefficient of friction.

TEST RESULTS

SAMPLE CONDITION	Tested as Received
------------------	--------------------

HEEL ASSEMBLY CONDITION	STATIC COEFFICIENT OF FRICTION
Dry	0.67

APPROVED BY: _____

This report is provided for the exclusive use of the client to whom it is addressed. It may be used in its entirety to gain product acceptance from duly constituted authorities. This report applies only to those samples tested and is not necessarily indicative of apparently identical or similar products. This report, or the name of Professional Testing Laboratory, Inc., shall not be used under any circumstance in advertising to the general public.



**Professional
Testing
Laboratory
Inc.**

TEST REPORT

DATE: 12/30/2011

TEST NUMBER: 144246

CLIENT	Chilewich, LLC.
--------	-----------------

TEST METHOD CONDUCTED	ASTM D6119-05 Creating Surface Appearance Changes in Pile Yarn Floor Covering from Foot Traffic
-----------------------	---

DESCRIPTION OF TEST SAMPLE	
IDENTIFICATION	Rib weave W2W 2011-12-16

PURPOSE

Assess the appearance retention of a pile floor covering as a result of pedestrian traffic in a controlled environment.

PROCEDURE

Specimens 9" x 22" are cut from the length and width direction and fastened by suitable means to the floor in the 22" width perpendicular to the traffic flow. Pedestrians walk in fifty minute intervals. All specimens are vacuumed every hour before traffic is resumed. Multiple electronic counters are used to determine when the predetermined amount (20,000) of traffic has been applied.

At the test's conclusion all specimens are vacuumed before removal from the floor with the last pass of the vacuum in the direction of the original pile. All specimens are allowed to recover at room temperature a minimum of 16 hours before grading by a panel of technicians.

Specimens are individually rated in accordance with CRI TM 101 using the CRI Reference Scales. Ratings are averaged and reported to the nearest 0.1. The higher the rating the better the expected performance. The rating scale describes the appearance change of the tested product.


TEST RESULTS

APPEARANCE RATING	5.0
-------------------	-----

RATING KEY	
5	None
4	Slight
3	Moderate
2	Significant
1	Severe

APPROVED BY: _____

This facility is accredited by the National Voluntary Laboratory Accreditation Program for the specific scope of accreditation under Lab Code 100297. This accreditation does not constitute an endorsement, certification, or approval by NIST or any agency of the United States Government for the product tested. This report is provided for the exclusive use of the client to whom it is addressed. It may be used in its entirety to gain product acceptance from duly constituted authorities. This report applies only to those samples tested and is not necessarily indicative of apparently identical or similar products. This report, or the name of Professional Testing Laboratory, Inc., shall not be used under any circumstance in advertising to the general public.





Professional
Testing
Laboratory
Inc.

TEST REPORT

DATE: 01/05/2012

TEST NUMBER: 144246

CLIENT	Chilewich, LLC.
--------	-----------------

TEST METHOD CONDUCTED	ASTM F2199-09 Test Method for Determining Dimensional Stability of Resilient Floor Tile after Exposure to Heat
-----------------------	--

DESCRIPTION OF TEST SAMPLE	
IDENTIFICATION	Rib weave W2W 2011-12-16

GENERAL PRINCIPLE

This test method is intended for use in determining the linear change of resilient flooring after being exposed to heat. The largest dimensional change is reported as the dimensional stability.

TEST RESULTS

IDENTIFICATION	RESULT
Length	-0.025 Inch per 12 inches (0.21% Loss)
Width	-0.003 Inch per 12 inches (0.02% Loss)

APPROVED BY: _____

Gary Ashbury

This report is provided for the exclusive use of the client to whom it is addressed. It may be used in its entirety to gain product acceptance from duly constituted authorities. This report applies only to those samples tested and is not necessarily indicative of apparently identical or similar products. This report, or the name of Professional Testing Laboratory, Inc., shall not be used under any circumstance in advertising to the general public.



Professional
Testing
Laboratory
Inc.

TEST REPORT

DATE: 01/09/2012

TEST NUMBER: 144246

CLIENT	Chilewich, LLC.
--------	-----------------

TEST METHOD CONDUCTED	ASTM D3884-09 Abrasion Resistance of Textile Fabrics (Rotary Platform, Double-Head Method)
-----------------------	--

DESCRIPTION OF TEST SAMPLE	
IDENTIFICATION	Rib weave W2W 2011-12-16

GENERAL PRINCIPLE

A test specimen is subjected to the rubbing action of two abrading wheels under controlled conditions of pressure and abrasive action. The abrasion wheels rest on the surface of the specimen which is mounted on a rotating platform. Turning of the platform initiates the abrasive action on the test specimen.

TEST RESULTS

ABRASION WHEEL	H-18
LOAD APPLIED	1,000 Grams
NUMBER OF CYCLES	1,000

*NOTE: Test sample was abraded until primary backing was visible, this was considered the end point.

APPROVED BY: _____

This report is provided for the exclusive use of the client to whom it is addressed. It may be used in its entirety to gain product acceptance from duly constituted authorities. This report applies only to those samples tested and is not necessarily indicative of apparently identical or similar products. This report, or the name of Professional Testing Laboratory, Inc., shall not be used under any circumstance in advertising to the general public.



Professional
Testing
Laboratory
Inc.

TEST REPORT

DATE: 01/13/2012

TEST NUMBER: 144246

CLIENT	Chilewich, LLC.
--------	-----------------

TEST METHOD CONDUCTED	Phillips Roll Chair
-----------------------	---------------------

DESCRIPTION OF TEST SAMPLE	
IDENTIFICATION	Rib weave W2W 2011-12-16

GENERAL PRINCIPLE

This test is designed to determine what effect the action of rolling traffic has on a particular flooring surface. The sample is subjected to the reciprocating action of a chair base which is loaded to 150 pounds total weight. The chair castors are set to cause a random cycling motion resulting in an oval shaped wear pattern. After a predetermined number of cycles, the test sample is given a numerical rating based on the general appearance, with particular attention to pile crushing and matting.

TEST RESULTS

NUMBER OF CYCLES	APPEARANCE RATING
20,000	3.5*

*NOTE: No delamination of the secondary backing.

RATING KEY	
5	Excellent: No change or negligible change
4	Good: Slight change due to pile disturbance
3	Fair: Noticeable wear pattern due to pile crushing or matting
2	Poor: Loss of texture and thickness due to pile crushing and/or matting
1	Very Poor: Severe pile crushing and/or matting, generally considered unacceptable

APPROVED BY: _____

This report is provided for the exclusive use of the client to whom it is addressed. It may be used in its entirety to gain product acceptance from duly constituted authorities. This report applies only to those samples tested and is not necessarily indicative of apparently identical or similar products. This report, or the name of Professional Testing Laboratory, Inc., shall not be used under any circumstance in advertising to the general public.