



CONFERENCE
COLLABORATIVE SPACES



INDIANA
FURNITURE



RELY ON US

CONFERENCE
COLLABORATIVE SPACES

CREATE DIVERSE CONFERENCE ROOM ENVIRONMENTS THAT INTEGRATE TECHNOLOGY AND SUPPORT SPACE FUNCTION AND FLEXIBILITY. TAILOR AESTHETICS WITH PREMIUM, CONTEMPORARY, OR TRADITIONAL DESIGNED COMPONENTS TO BUILD LARGE DISTINGUISHED BOARDROOMS OR SMALL DYNAMIC MEETING AREAS. AN EXTENSIVE PALLET OF TOP SHAPES AND SIZES, EDGE AND PULL OPTIONS, BASES, AND COORDINATING COMPONENTS ALLOW COMPLETE MEETING ROOM INDIVIDUALIZATION.

SHOWN RIGHT IN PREMIUM BOURBON ANIGRE FINISH WITH ELATION 834 SEATING IN CONNEAUT LEATHER SHOWCASE C08657 CREAM.








SHOWN ABOVE AND RIGHT IN PREMIUM DARK ANIGRE FINISH WITH EXOTIC FIGURED ANIGRE VENEERS ON TOPS, DOORS, AND DRAWER FRONTS AND ENERGI 404 SEATING IN STYLISH BLACK LEATHER.



MOBILE SERVING CART
WITH PROJECT DRAWERS



MOBILE SERVING CART



CREDENZA
WITH PROJECT DRAWERS



BUFFET HEIGHT CREDENZA



STORAGE CABINET

PREMIUM COMPONENTS COMPLEMENT OUR
CENTENNIAL CASEGOODS COLLECTION
AND COMBINE THE BEAUTY OF EXOTIC ANIGRE
OR BIRDSEYE MAPLE VENEERS, SAND-BLASTED
GLASS DOORS, AND SILVER PROJECT DRAWERS FOR
RICH AESTHETIC DISTINCTION.



CONTEMPORARY COMPONENTS COMPLEMENT
OUR REVOLUTIONS, MADERA, ENCOMPASS,
IMPEL, AND ALLEGIANCE CASEGOODS
COLLECTIONS. TAILORING OPTIONS
INCLUDE: MAPLE, CHERRY, OR WALNUT
VENEERS IN THIRTEEN (13) FINISHES;
EIGHT (8) EDGE DETAILS; THIRTY (30)
PULL OPTIONS; AND SEVEN (7) BASE
CHOICES. ADD TECHNOLOGY FUNCTION
WITH WALL UNITS THAT INCLUDE AV
CABINETS AND VALANCE WITH OPTIONAL
PULL DOWN PROJECTION SCREEN. FOR
EASY TABLE-TO- FLOOR CONNECTIVITY
COMBINE A TABLE TOP POWER CENTER
WITH A CYLINDER OR HALF CYLINDER
BASE WITH HINGED WIRE ACCESS DOOR.



SHOWN BELOW IN CLEAR MAPLE FINISH WITH SYNTRIC 414 SEATING IN CONNEAUT LEATHER DAVENPORT DAV7349 WET SAND.

SHOWN LEFT IN GOLDEN CHERRY FINISH WITH ELATION 834 SEATING IN CONNEAUT LEATHER SHOWCASE CO8657 CREAM.






SHOWN ABOVE IN HERITAGE CHERRY FINISH WITH BREMAN 184PB SEATING IN STYLISH BLACK LEATHER. SHOWN RIGHT
IN ROYAL MAHOGANY FINISH WITH AMERY 154 SEATING IN CONNEAUT LEATHER SHOWCASE CO7574 PORCELLANA.



TRADITIONAL COMPONENTS ECHO
HISTORY AND CREATE TIMELESS
FOUNDATIONS FOR SOPHISTICATED
MEETING ROOMS THAT COMPLEMENT
OUR JEFFERSON, WILMINGTON, AND
ARLINGTON CASEGOODS COLLECTIONS.
FACILITATE PRESENTATIONS AND IDEA
COLLABORATION WITH LECTERNS AND
VISUAL PRESENTATION BOARDS. MOBILE
SERVING CARTS AND BUFFET HEIGHT
CREDENZAS PROVIDE ADDITIONAL
IN-ROOM UTILITY. INTEGRATE
TECHNOLOGY WITH A TABLE TOP POWER
CENTER AND TRADITIONAL SQUARE BASE
WITH HINGED WIRE ACCESS DOOR.



PREMIUM AVAILABLE IN BIRDSEYE MAPLE AND FIGURED ANIGRE VENEERS




EDGES



BASES



PULLS



POWER OPTIONAL POWER/DATA CENTERS

IMAGE NOT AVAILABLE

INTERFACE
AVAILABLE IN BRUSHED SILVER
OR MATTE BLACK METAL FINISH.
PROVIDES CONCEALED TABLE
TOP ACCESS TO VOICE, DATA,
AND POWER SOURCES. EQUIPPED
WITH TWO 15 AMP OUTLETS, ONE
VOICE AND THREE DATA PORTS.



INTERPORT
AVAILABLE IN SILVER FINISH.
PROVIDES CONCEALED TABLE
TOP ACCESS TO VOICE, DATA,
AND POWER SOURCES. EQUIPPED
WITH TWO 15 AMP OUTLETS
AND TWO INTERCHANGEABLE
VOICE/DATA MODULES.



SPHERE
AVAILABLE IN SILVER OR BLACK
FINISH. PROVIDES EASY TABLE
TOP ACCESS TO VOICE, DATA,
AND POWER SOURCES. EQUIPPED
WITH TWO 15 AMP OUTLETS
AND TWO INTERCHANGEABLE
VOICE/DATA MODULES.



DOUBLE RETRACTABLE
AVAILABLE IN BLACK FINISH.
PROVIDES CONCEALED TABLE TOP
ACCESS TO VOICE, DATA, AND
POWER SOURCES AND RETRACTS
IN TABLE TOP WHEN NOT IN USE.
EQUIPPED WITH THREE 15 AMP
OUTLETS, TWO ADAPTER FACE
PLATES, AND TWO INTERCHANGE-
ABLE VOICE/DATA MODULES.



SINGLE RETRACTABLE
AVAILABLE IN BLACK FINISH.
PROVIDES CONCEALED TABLE TOP
ACCESS TO VOICE, DATA, AND
POWER SOURCES AND RETRACTS
IN TABLE TOP WHEN NOT IN USE.
EQUIPPED WITH TWO 15 AMP
OUTLETS AND TWO INTERCHANGE-
ABLE VOICE/DATA MODULES.

TOP SIZES

- 36 X 72
- 42 X 96
- 48 X 120
- 48 X 144
- 48 X 168
- 48 X 192

TOP SHAPES



WAVE



ARC



BOAT



RACETRACK



RECTANGULAR

CONTEMPORARY AVAILABLE IN MAPLE, CHERRY, AND WALNUT VENEERS

						
CLEAR MAPLE	LIGHT MAPLE*	GOLDEN CHERRY	BOURBON CHERRY	AUTUMN CHERRY	CHERRY FINISH*	DARK CHERRY
						
HERITAGE CHERRY	IMPERIAL WALNUT	MAHOGANY ON WALNUT	MAHOGANY* FINISH	PRESIDENTIAL WALNUT	ESPRESSO* FINISH	

* LAMINATE TOP OPTION ALSO AVAILABLE.

























EDGES

					
WATERFALL	BEVEL	RADIUS	FLUTE	SQUARE	BULLNOSE
					
TRI-ROUND	TAIL				


BASES

						
CYLINDER	CYLINDER WITH DOOR	HALF CYLINDER	HALF CYLINDER WITH DOOR	X	PANEL	METAL

PULLS

						
AAC ALUMINUM ARC	ABR ALUMINUM BAR	ABU ALUMINUM BUCKLE	AEL ALUMINUM ELITE	AFC ALUMINUM FOCUS	NBT NICKEL BOW TIE	NCT NICKEL COMET
						
BAC BLACK ARC	BBR BLACK BAR	BBU BLACK BUCKLE	BEL BLACK ELITE	BFC BLACK FOCUS	BBT BLACK BOW TIE	BCT BLACK COMET
						
NQD NICKEL QUADRA	SNB SATIN NICKEL BULLET	SNC SATIN NICKEL CURVED	PTW PEWTER WATERFALL	PTA PEWTER ARCH		
						
BDQ BLACK QUADRA	MBB MATTE BLACK BULLET	MBC MATTE BLACK CURVED	MBW MATTE BLACK WATERFALL	MBA MATTE BLACK ARCH		

TRADITIONAL AVAILABLE IN WALNUT VENEERS



IMPERIAL WALNUT*



HERITAGE CHERRY*



ROYAL
MAHOGANY*

* LAMINATE TOP OPTION
ALSO AVAILABLE.



PRESIDENTIAL
WALNUT



TRADITIONAL
MAHOGANY

EDGES



C
JEFFERSON



R
WILMINGTON/
ARLINGTON

BASES



PANEL




SQUARE
WITH DOOR




QUEEN ANNE


PULLS




46 (JEFFERSON)



36 (WILMINGTON)



29A
(ARLINGTON A)



29B
(ARLINGTON B)

DETAILS

PREMIUM

- EXOTIC BIRDSEYE MAPLE AND FIGURED ANIGRE VENEERS ARE USED ON TOPS, DOORS, AND DRAWER FRONTS. ALL OTHER VENEER PARTS FEATURE STANDARD MAPLE AND ANIGRE VENEERS. PREMIUM IS AVAILABLE IN SEVEN FINISH CHOICES.
- HARDWOOD EDGE RIMS PROVIDE A SOLID, LASTING TOP WITH A CONSISTENT FINISH APPEARANCE. TABLE TOPS FEATURE MITERED CORNERS AND 1³/₁₆" TOP THICKNESS. FLAT EDGE SIDES ON COMPONENTS ALLOW WALL UNITS TO ADJOIN FOR A TIGHT FLUSH FIT.
- A DURABLE, HIGH QUALITY, MULTI-STEP FINISH PROCESS ACCENTUATES GRAIN CLARITY AND PROVIDES SUPERIOR RESISTANCE TO NORMAL WORKSURFACE WEAR.
- UNITS ARE CONSTRUCTED WITH SCREWS, GLUE, AND HEAVY DUTY METAL FASTENERS TO ASSURE MAXIMUM STRENGTH.

CONTEMPORARY

- SELECT GRADE AMERICAN MAPLE, CHERRY, AND WALNUT HARDWOOD VENEERS AVAILABLE IN THIRTEEN (13) FINISH CHOICES.
- HARDWOOD EDGE RIMS PROVIDE A SOLID, LASTING TOP WITH A CONSISTENT FINISH APPEARANCE. TABLE TOPS FEATURE MITERED CORNERS AND 1³/₁₆" TOP THICKNESS. FLAT EDGE SIDES ON COMPONENTS ALLOW WALL UNITS TO ADJOIN FOR A TIGHT FLUSH FIT.
- A DURABLE, HIGH QUALITY, MULTI-STEP FINISH PROCESS ACCENTUATES GRAIN CLARITY AND PROVIDES SUPERIOR RESISTANCE TO NORMAL WORKSURFACE WEAR.
- UNITS ARE CONSTRUCTED WITH SCREWS, GLUE, AND HEAVY DUTY METAL FASTENERS TO ASSURE MAXIMUM STRENGTH.

TRADITIONAL

- SELECT GRADE AMERICAN WALNUT HARDWOOD VENEERS AVAILABLE IN FIVE (5) FINISH CHOICES.
- HARDWOOD EDGE RIMS PROVIDE A SOLID, LASTING TOP WITH A CONSISTENT FINISH APPEARANCE. TABLE TOPS FEATURE MITERED CORNERS AND 1³/₁₆" TOP THICKNESS. FLAT EDGE SIDES ON COMPONENTS ALLOW WALL UNITS TO ADJOIN FOR A TIGHT FLUSH FIT.
- A DURABLE, HIGH QUALITY, MULTI-STEP FINISH PROCESS ACCENTUATES GRAIN CLARITY AND PROVIDES SUPERIOR RESISTANCE TO NORMAL WORKSURFACE WEAR.
- UNITS ARE CONSTRUCTED WITH SCREWS, GLUE, AND HEAVY DUTY METAL FASTENERS TO ASSURE MAXIMUM STRENGTH.



CONFERENCE

COLLABORATIVE SPACES



INDIANA
FURNITURE

1224 MILL STREET
PO BOX 270
JASPER, INDIANA 47547-0270
TEL 812 482 5727
TOLL 800 422 5727
FAX 812 482 9035
SALES@INDIANAFURNITURE.COM

WWW.INDIANAFURNITURE.COM