

Price List

Effective Date: April 15, 2013



Indiana
FURNITURE

1224 Mill Street
PO Box 270
Jasper, Indiana 47547-0270
800.422.5727
www.indianafurniture.com

Subject to the limitations set forth in this warranty, Indiana Furniture Industries, Inc. (“**Indiana Furniture**”) warrants to the original purchaser all product in this price list (“**Product**”) to be free from defects in material and workmanship given normal use for a twelve year period from the date of shipment. During the applicable warranty period, Indiana Furniture, as its sole obligation, will repair or replace (in Indiana Furniture’s sole discretion) any Product, part, or component covered by this warranty and sold after January 1, 2012, which fails under normal use as a result of a defect in material or workmanship. Normal use is defined as the equivalent of a single shift, 40 hour work week. Indiana Furniture will repair or replace the defective Product, part, or component with a comparable product, part or component.

Warranty periods are limited for certain Products and parts as follows:

12-year Warranty (from the date of manufacture)

- Seating Mechanisms
- Veneers
- Laminates

5-year Warranty (from the date of manufacture)

- Electrical components
- Pneumatic Cylinders
- Casters and Glides
- Textiles, Foam, and Decorative Trim
- Swivel Arm Pads
- Keyboard kits
- Lighting

THIS WARRANTY DOES NOT COVER:

- Damage caused by a carrier or third party
- Normal or routine wear and tear
- Appearance, durability, quality, behavior, colorfastness or any other attribute of customer’s own materials or any non-standard Indiana Furniture material (including Maharam, Momentum, Mayer, UltraFabrics) specified by the customer and applied to a Product
- Color, grain or texture of wood, laminate and other covering materials
- Changes in wood or fabric color due to aging or exposure to light
- Damage or failure resulting from modification, alteration, misuse or abuse of a Product
- Defect or damage arising out of coverage of Product tops with glass or other foreign materials

As the manufacturer of the Product, Indiana Furniture stands behind its craftsmanship and pledges to do everything it can to reasonably resolve, as quickly as possible, any problems you may have with the Product within the terms and conditions of this warranty.

If you encounter a defect covered by the foregoing warranty, you should contact the dealer from whom you purchased the Product. If the dealer is unable to resolve your warranty issues, you should contact Indiana Furniture. Please ensure that you have all of the pertinent facts when contacting the dealer or Indiana Furniture, including the model number and factory order number from the inspection label attached to the Product.

INDIANA FURNITURE IS NOT PROVIDING, AND SPECIFICALLY DISCLAIMS, ANY OTHER WARRANTIES FOR THE PRODUCTS, EXPRESS OR IMPLIED, INCLUDING ANY IMPLIED WARRANTY OF MERCHANTABILITY OR FITNESS FOR A PARTICULAR PURPOSE. INDIANA FURNITURE SHALL NOT BE LIABLE TO PURCHASER OR ANY THIRD PARTY FOR CONSEQUENTIAL, INCIDENTAL, INDIRECT OR SPECIAL DAMAGES, INCLUDING, WITHOUT LIMITATION, DAMAGES ARISING OUT OF OR RESULTING IN ANY MALFUNCTIONS, DELAYS, LOSS OF PROFIT, INTERRUPTION OF BUSINESS, PERSONAL INJURY, BODILY INJURY, DEATH, DISMEMBERMENT, OR PROPERTY DAMAGE.

Indiana Furniture Industries, Inc.
Attn: Customer Service
1224 Mill Street, P.O. Box 270
Jasper, Indiana 47547-0270
800.422.5727
Fax 812.482.9035
custserv@indianafurniture.com

ORDERING INFORMATION

All orders should be faxed to 812-482-9035 or mailed to:

Indiana Furniture
P.O. Box 270
1224 Mill Street
Jasper, IN 47547-0270

ORDER PROCEDURE

All orders must include purchase order number, billing address, ship-to address and phone number, and any special instructions.

When ordering casegoods, give complete quantity, model number, finish and any other options. When ordering seating, give complete quantity, model number, finish, fabric and any other options.

Within each series, an example of "How to Order" is illustrated at the bottom of each page. For further clarification of order procedure, contact Customer Service.

PRICING

All prices shown are suggested retail prices FOB shipping point, freight prepaid and allowed to one continental US destination. Prices, specifications and materials are subject to change without notice. Possession and/or distribution of this price list does not in itself constitute an offer to sell. Orders can be received only from authorized Indiana Furniture dealers. Orders will be billed at prices prevailing at time of shipment, unless acknowledged prior to the effective date of the price change, in which case billing will be at the price acknowledged.

ACKNOWLEDGEMENT

If orders will be acknowledged promptly, showing how the order was entered, its approximate shipping date and other pertinent information. This acknowledgement is the final agreement between the customer and Indiana Furniture and is the exclusive statement of the terms thereof. Please examine this acknowledgement carefully and advise Indiana Furniture immediately of any discrepancies.

BUYER'S OBLIGATION: RIGHTS OF SELLER

If Indiana Furniture shall at any time doubt Buyer's financial responsibility, Indiana Furniture may decline to make shipments hereunder except upon receipt of cash payment in advance or security or other proof of responsibility satisfactory to Indiana Furniture. If buyer fails in any way to fulfill the terms and conditions set forth herein, Indiana Furniture may defer shipments until such default is corrected. Remedies provided herein shall be in addition to, and not in lieu of other remedies. Buyer agrees to abide by payment terms as listed on invoice. Buyer shall pay all reasonable costs and expenses, including attorney and collection fees, and late fees, incurred by Seller in connection with any amounts due for goods ordered.

CANCELLATIONS AND CHANGES

Due to immediate production on build to order items, all orders are considered firm and are not subject to cancellation or change without approval from Indiana Furniture. All approved changes are subject to additional charges and revised lead times.

PRODUCT DESIGN AND SPECIFICATION CHANGES

Indiana Furniture reserves the right to make changes in design and construction or discontinue products without prior notice.

REPAIR CHARGES

Indiana Furniture will only pay repair charges if Customer Service gives prior written authorization. No repair charge will be paid without advance approval at which time you will be issued a repair authorization number that will allow you to invoice Indiana Furniture for the completed work.

WAREHOUSE STORAGE CHARGES

If a shipment is held beyond 14 calendar days at your request a .067% per day (2% per month) storage charge will be assessed. The effective date will be 14 calendar days after the acknowledged ship date. Further, the prices applied to the order will be those in effect at the time of shipment.

DAMAGED MERCHANDISE

The consignee is responsible for filing claims with the carrier for damage and shortages. Claims for both obvious and concealed damage must be filed within 15 calendar days, and the damaged merchandise must not have been moved from the original receiving location. All damaged merchandise, including the cartons and packing materials, must be retained for inspection by either the carrier or by an Indiana Furniture Sales Representative. Indiana Furniture reserves the right to select the most cost effective way to repair or replace the damaged item. Once you have notified the carrier, please contact Customer Service for further assistance.

Obvious Damage/Missing Cartons - Do not refuse merchandise damaged in transit. Indiana Furniture recommends the consignee inspect all merchandise upon arrival. If a shipment is received damaged or short, note all information on carrier's copy and your copy of freight bill and delivery receipt. Notify the delivering carrier and file a claim immediately. Pending the results of your claim, either Indiana Furniture or the carrier will cover 100% of the cost to repair or replace the damaged or missing item.

Concealed Damage - If concealed damage is discovered, notify the delivering carrier at once and request an inspection. This must be done within **15 calendar days of delivery**. If the carrier will not perform the inspection, you should prepare an affidavit that you contacted them, noting the time and date, and that they failed to comply with your request. This, along with the other papers in your possession, will support the claim. Pending the results of your claim, the cost to repair or replace the item will be covered 1/3 by the carrier and 2/3 by Indiana Furniture for shipments less than a full truckload and 100% by Indiana Furniture for shipments of full truckloads.

RETURN MERCHANDISE

Merchandise will not be accepted for return without an RGA (Return Goods Authorization) issued by Indiana Furniture. We will consider issuing RGA's for the following reasons:

1. Manufacturing defect (inspected by Indiana Furniture representative)
2. Indiana Furniture order processing error
3. Shipping error
4. Mis-marked cartons
5. Duplicated shipments

If you have any questions as to whether your reason for return qualifies for consideration, please contact your Customer Service Representative. Merchandise must be returned within 60 days of the RGA issued date, or within 60 days upon receipt of replacement product to receive credit. Returns due to mis-marked cartons must also be returned in the original cartoning, with shipping labels intact, to receive credit.

All merchandise being returned must be properly packed and protected to ensure no further damage is incurred during transportation back to an Indiana Furniture facility. Upon receipt, all returned merchandise will be thoroughly inspected and the results compared to the reason for return stated on the RGA. Any discrepancies, such as additional damage, signs of usage, missing parts, etc., will result in an adjustment to the amount of credit issued.

DELIVERY AND FREIGHT CHARGES

All shipments are F.O.B. Point of Origin, Jasper, IN, freight prepaid and allowed. Ownership and responsibility of the merchandise becomes that of the buyer upon delivery to the freight company. Shipments into Alaska, Hawaii, Canada, Mexico, Puerto Rico and other exports are freight prepaid and allowed to port of exit.

Indiana Furniture reserves the right to select the most appropriate carrier and routing on all shipments. Indiana Furniture will attempt to accommodate requests for favored carriers.

Inside delivery and installation services are not included in the pricing shown. Any order requiring non-dock or residential, inside delivery must specify such on the order. Should either of these services be requested or required, all charges incurred will be charged to the "Sold To" of the order.

Orders of less than 750 pounds will be assessed a handling charge of \$75.00 Net Per Order. (This will be waived for items shipped via a small package carrier.)

BIFMA AND ANSI TESTING

Indiana Furniture is a member of the Business and Institutional Furniture Manufacturer's Association (BIFMA). Tests developed by the Business and Institutional Furniture Manufacturer's Association (BIFMA) and approved by the American National Standards Institute (ANSI) determine the strength and durability of casegoods and seating in its everyday use. Although this testing does not serve as a warranty or guarantee, Indiana Furniture products within this price list have been tested by an independent verifying body and meet or exceed applicable BIFMA and ANSI standards.

JASPER - CORPORATE

1224 Mill Street
Jasper, IN 47546
800.422.5727 Phone
812.482.9035 Fax

ATLANTA

2030 Powers Ferry Road
Suite 230
Atlanta, GA 30339
800.241.4650 Phone
770.984.8918 Fax

BALTIMORE METRO

7601 Lewinsville Road
Suite 312
McLean, VA 22102
301.537.3514 Phone (By Appointment Only)

CHICAGO

222 Merchandise Mart
Suite 1054A
Chicago, IL 60654
312.755.0533 Phone
312.755.0534 Fax

DALLAS

Dallas, TX 75244

LOS ANGELES

1933 South Broadway
Suite 126
Los Angeles, CA 90007
626.399.1639 Phone
888.719.3119 Fax

MINNEAPOLIS

21500 Excelsion Boulevard
Excelsion, MN 55331
952.221.3099 Phone
952.400.5950 Fax

NEW YORK

200 Lexington Avenue
Suite 1305
New York, NY 10016
212.686.8500 Phone
or Contact Corporate

Phoenix




Simple Affordability

Phoenix

Casegoods Collection

Crafted in select solids and American hardwood veneers, Phoenix's clean, transitional styling is at ease in both contemporary and traditional settings. It is a perfect choice for value minded companies who want a sophisticated, yet uncomplicated, furniture solution.

Finish Options



Cherry Finish*
CF



Cognac Finish*
CG



Mahogany Finish*
MF

* Available in high pressure laminate tops.

Edge Options



Transitional

All Phoenix tops are standard with a transitional edge detail.

Pull Options



Aluminum Arc
AAC



Aluminum Focus
AFC



Aluminum Orbit
AOR



Aluminum Swag
ASW



Aluminum Buckle
ABU



Black Arc
BAC



Black Focus
BFC



Black Orbit
BOR



Black Swag
BSW



Black Buckle
BBU

How to Order

MODEL NO.	DESCRIPTION	
20-3672BDP	Finish	CG
	Top	W
	Pull	AFC

All options must be labeled and specified.

Specifications

veneer

Exposed surfaces feature select grade sliced American hard-wood carefully selected and matched to assure proper balance and consistency.

tops

Wood veneer tops are 5-ply balanced construction and 1½" thick. High pressure laminate tops are 3-ply balanced construction and 1½" thick. Grain direction runs left to right unless noted.

chassis construction

Veneer chassis are fastened by screws, glue and heavy duty metal fasteners assuring maximum strength. Units feature finished backs unless otherwise noted. All units ship assembled unless noted. All units ship with leveling glides.

drawers

All drawer fronts are 3-ply construction, ¾" thick with matched wood grain. Drawer sides, back and front are wood grain vinyl wrapped, ½" thick. Box and file drawers have ⅞" thick hardboard bottoms. Lateral file drawers feature ¼" thick bottoms. 5-sided drawer construction allows for easy removal of drawer fronts.

drawer suspensions

All drawers have full extension, progressive action slides with precision steel ball bearings. All suspensions have a lifetime warranty.

filing hardware

All file drawers are standard with filing systems designed to accommodate a variety of filing requirements. Letter width file drawers provide letter filing front to back, and letter or legal filing side to side. Lateral file drawers provide legal or letter filing front to back or side to side.

locking

All desks, credenzas, returns and files feature standard locking. Removable lock cores allow for units to be re-keyed at a later date if required. Units ship randomly keyed as standard.

cord management

Black grommets are standard in back panels of assembled returns, bridge units, kneespace credenzas and hutch units. Grommets are also standard in tops of assembled corner units, and extended corner tops. Grommets may be ordered in the tops of assembled double and single pedestal desks and component worksurfaces. See page 2 for worksurface grommet options. Undersurface cord managers are also available for additional cord management.

finish

The multi-step finish process used by Indiana Furniture provides years of lasting beauty. High quality finish materials offer distinctive grain clarity, superior resistance to normal wear and ease of maintenance.




the iFMA sustainability standard



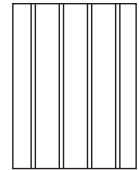
INTERIOR DRAWER DIMENSIONS
PHOENIX 2000 INTERIOR DRAWER DIMENSIONS

Item	Drawers	W	L	D
20-3672RP	Box	12 ³ / ₁₆	16 ¹ / ₄	3 ¹ / ₂
20-3672LP	File	12 ³ / ₁₆	16 ¹ / ₄	9 ¹ / ₄
20-3672DP				
20-3672BRP				
20-3672BLP				
20-3672BDP				
20-3066RP				
20-3066LP				
20-3066DP				
20-3060DP				
20-2448RF2				
20-2448RF1				
20-2448LF2				
20-2448LF1				
20-2442RF2				
20-2442RF1				
20-2442LF2				
20-2442LF1				
20-2072SC				
20-2072RC2				
20-2072RC1				
20-2072LC2				
20-2072LC1				
20-2072KC				
20-2066SC				
20-2066RC2				
20-2066RC1				
20-2066LC2				
20-2066LC1				
20-2066KC				
20-2036L4	File	30 ⁹ / ₁₆	15 ¹ / ₈	9 ¹ / ₄
20-2036L2				
20-2072RL				
20-2072LL				
20-2066RL				
20-2066LL				
20-2472RMR	Box	16 ¹ / ₄	12 ³ / ₁₆	3 ¹ / ₂
20-2472LMR	Upper File	12 ³ / ₁₆	16 ¹ / ₄	9 ¹ / ₄
20-2072RMF	Lat File	31 ⁹ / ₁₆	15 ¹ / ₈	9 ¹ / ₄
20-2072LMF				
20-2066RMF				
20-2066LMF				
20-3672TD	Tray	30 ¹¹ / ₁₆	15 ⁵ / ₃₂	1 ³ / ₄
20-3066TD				
20-1622CD	Center	19	15	1 ³ / ₄

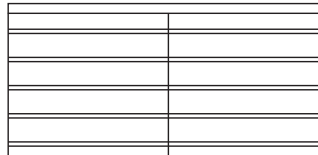
FILING CAPABILITIES

12 ³/₁₆ x 16 ¹/₄



Letter Front to Back



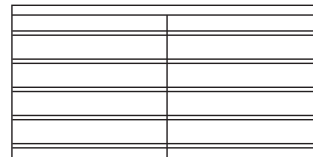
Legal Side to Side

31 ⁹/₁₆ x 15 ¹/₈


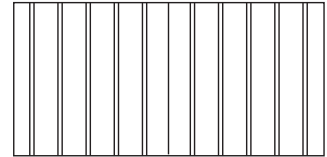
2 Rows Letter or Legal Front to Back



1 Row Letter or Legal Side to Side

30 ⁹/₁₆ x 15 ¹/₈


2 Rows Letter Front to Back



1 Row Letter or Legal Side to Side

GROMMET LOCATIONS

Add upcharge of \$43 list for each grommet.

Specify grommet locations.

GL - Grommet Left

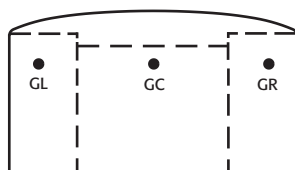
GC - Grommet Center

GR - Grommet Right

Example: 20-3066LP-GR (Grommet Right)

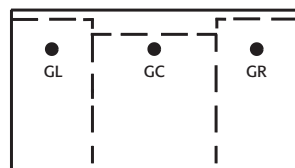
Grommets may be ordered in non-standard locations.

Please attach a drawing to the purchase order showing the location of the grommet.



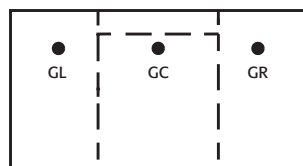
20-3672BDP
20-3672BLP
20-3672BRP

GL/GR - 9" from ends, 23" from user side.
GC - 23" from user side.



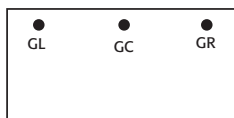
20-3672DP
20-3672LP
20-3672RP

GL/GR - 9" from ends, 23" from user side.
GC - 23" from user side.



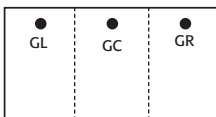
20-3066DP
20-3066LP
20-3066RP
20-3060DP

GL/GR - 9" from ends, 23" from user side.
GC - 23" from user side.



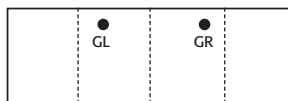
20-2448UF
20-2448UFH
20-2442UF
20-2442UFH

GL/GR - 4" from ends, 19 1/2" from user side.
GC - 20" from user side.



20-2442LF1/RF1
20-2442LF2/RF2
20-2448LF1/RF1
20-2448LF2/RF2

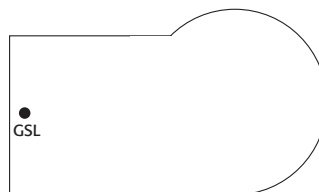
GL/GR - 5" from ends, 20" from user side.
GC - 20" from user side.

GROMMET LOCATIONS - CONTINUED


20-2072KC
20-2072LC1/RC1
20-2072LC2/RC2
20-2072LL/RL*
20-2472LMR/RMR*
20-2072LMF/RMF*
20-2066KC
20-2066LC1/RC1
20-2066LC2/RC2
20-2066LL/RL*
20-2066LMF/RMF*


GL/GR - 19 1/2" from ends, 17 3/8" from user side.

*Grommets are only available opposite the pedestal.




20-4272PR

GSL - 18" from approach or seated side, 4" from end.



20-4272PL

GSR - 18" from approach or seated side, 4" from end.



20-3672DL
20-3672DR

GSL - 18" from approach or seated side, 4" from end.

LOCKING HUTCH DOORS

Locking doors are available on hutches.

Please specify with locking and add \$62 list to the following units.

20-1672HU

20-1666HU

Please specify with locking and add \$50 list to the following units.


20-1636WD

Item	Model No.	W	D	H	K	R	Ship Wt	Cubic Ft	List Price	
EXECUTIVE DOUBLE PED DESK BOW TOP	20-3672BDP	72	36-30	30	38 ³ / ₄	-	360	50.04	L \$	2365
									W \$	2520


Description


- Bow Top
- Stepped Front
- Locking Pedestals
- Box/Box/File in Left Pedestal
- File/File in Right Pedestal
- Wire Management from Pedestal to Kneespace
- Black Utility Tray for Box Drawer

EXECUTIVE DOUBLE PED DESK RECTANGULAR TOP	20-3672DP	72	36	30	38 ³ / ₄	10 ³ / ₄	274	50.04	L \$	2179
									W \$	2345


Description


- Stepped Front
- Locking Pedestals
- Box/Box/File in Left Pedestal
- File/File in Right Pedestal
- Wire Management from Pedestal to Kneespace
- Black Utility Tray for Box Drawer

EXECUTIVE DOUBLE PED DESK	20-3066DP	66	30	30	32 ³ / ₄	4 ³ / ₄	249	38.72	L \$	2097
									W \$	2285
	20-3060DP	60	30	30	26 ³ / ₄	4 ³ / ₄	241	35.31	L \$	2054
									W \$	2245


Description

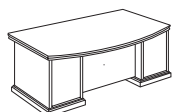
- Stepped Front
- Locking Pedestals
- Box/Box/File in Left Pedestal
- File/File in Right Pedestal
- Wire Management from Pedestal to Kneespace
- Black Utility Tray for Box Drawer

TABLE DESK	20-3672TD	72	36	30	65 ¹ / ₄	-	120	12.24	L \$	1349
									W \$	1517
	20-3066TD	66	30	30	59 ¹ / ₄	-	110	9.66	L \$	1268
									W \$	1458


Description

- Center Drawer
- Top and Legs Ship Separately

20-0202TL	Table Legs	20	.09	Included
-----------	------------	----	-----	----------



Approach View

For ordering options, see back of Phoenix Identification card card at the beginning of section.


For grommet options, see page 2.


For center drawer options, see page 14.

Item	Model No.	W	D	H	K	R	Ship Wt	Cubic Ft	List Price	
EXECUTIVE SINGLE PED DESK BOW TOP	Left Ped	Right Ped								
	20-3672BLP	20-3672BRP	72	36-30	30	31	-	320	50.04	L \$ 1985
										W \$ 2140


Description

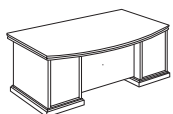
- Bow Top
- Stepped Front
- Locking Pedestal
- Box/Box/File in Pedestal
- Letter Width Pedestal
- Wire Management from Pedestal to Kneespace
- Black Utility Tray for Box Drawer

	EXECUTIVE SINGLE PED DESK RECTANGULAR TOP											
	Left Ped	Right Ped										
	20-3672LP	20-3672RP	72	36	30	31	10 ³ / ₄	221	50.04	L \$	1799	
										W \$	1966	
	20-3066LP	20-3066RP	66	30	30	25	4 ³ / ₄	305	38.72	L \$	1715	
										W \$	1904	


Description

- Stepped Front
- Locking Pedestals
- Box/Box/File in Pedestal
- Letter Width Pedestal
- Wire Management from Pedestal to Kneespace
- Black Utility Tray for Box Drawer

All pedestal desks shown as left.

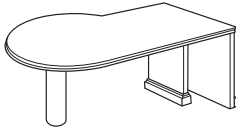


Approach View

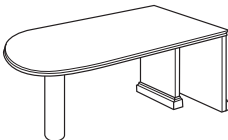
For ordering options, see back of Phoenix Identification card card at the beginning of section.

For grommet options, see page 2.

For center drawer options, see page 14.

Item	Model No.	W	D	H	K	R	Ship Wt	Cubic Ft	List Price	
	Left Ped	Right Ped								
	20-4272PL	20-4272PR	72	42-36	30	-	-	193	57.94	L \$ 1604
										W \$ 1638
Description										
<ul style="list-style-type: none">False Ped on Wing EndBlack Metal 4 1/2" Cylinder Base Standard										
Options: Specify & Add										
20-FMD	Optional Full Modesty Panel									\$ 175
20-ALEG	Optional Aluminum Cylinder Base									Included

D-TOP



Left Ped		Right Ped								
20-3672DL	20-3672DR	72	36	30	-	-	221	50.04	L \$	1347
									W \$	1511

Description

- False Ped on Wing End
- Black Metal 4 1/2" Cylinder Base Standard

Options: Specify & Add


20-FMD	Optional Full Modesty Panel	\$	175
20-ALEG	Optional Aluminum Cylinder Base		Included

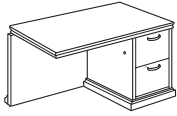
All pedestal desks shown as left.

For ordering options, see back of Phoenix Identification card card at the beginning of section.


For grommet options, see page 2.

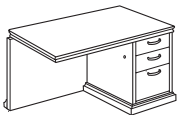
For center drawer options, see page 14.

Item	Model No.		W	D	H	K	R	Ship Wt	Cubic Ft	List Price	
<div>EXECUTIVE RETURN FILE/FILE</div> <div></div>	Left Ped	Right Ped									
	20-2448LF2	20-2448RF2	48	24	30	31	-	151	23.10	L \$	1295
										W \$	1401
	20-2442LF2	20-2442RF2	42	24	30	25	-	133	20.40	L \$	1273
										W \$	1362


Description

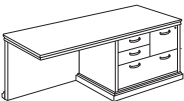
- Locking Pedestals
- File/File in Pedestal
- Letter Width Pedestal
- Grommet in Back Panel
- Wire Management from Pedestal to Kneespace
- Grain Direction Runs Front to Back on Worksurface

<div>EXECUTIVE RETURN BOX/BOX/FILE</div> <div></div>	Left Ped	Right Ped								
	20-2448LF1	20-2448RF1	48	24	30	31	-	140	23.10	L \$ 1295
										W \$ 1401
	20-2442LF1	20-2442RF1	42	24	30	25	-	133	20.40	L \$ 1273
										W \$ 1362


Description

- Locking Pedestals
- Box/Box/File in Pedestal
- Letter Width Pedestal
- Grommet in Back Panel
- Wire Management from Pedestal to Kneespace
- Grain Direction Runs Front to Back on Worksurface

EXECUTIVE RETURN MULTI-FILE PEDESTAL BOX/BOX/FILE/LATERAL	Left Ped	Right Ped								
	20-2472LMR	20-2472RMR	72	24	30	12	-	280	33.60	L \$ 1824
										W \$ 2019


Description

- Locking File Drawers Only
- Box/Box/File Over Lateral File
- Lateral File Provides Legal or Letter Filing Side to Side or Front to Back
- Grommet in Back Panel
- Grain Direction Runs Front to Back on Worksurface

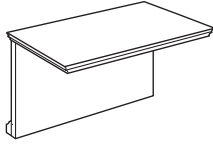
All returns shown as right.

For ordering options, see back of Phoenix Identification card card at the beginning of section.

For grommet options, see page 2.

For center drawer options, see page 14.

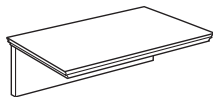
Item	Model No.	W	D	H	K	R	Ship Wt	Cubic Ft	List Price
EXECUTIVE BRIDGE FULL MODESTY	20-2448UF	48	24	30	48	-	82	5.30	L \$ 764 W \$ 808
	20-2442UF	42	24	30	42	-	68	4.70	L \$ 735 W \$ 775


Description

- Grommet in Back Panel
- Grain Direction Runs Front to Back on Worksurface
- Hinged Back Panel

NOTE: Keyboards cannot be factory installed.

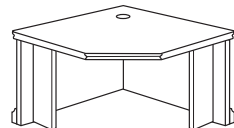
EXECUTIVE BRIDGE HALF MODESTY	20-2448UFH	48	24	11	48	-	54	5.30	L \$ 708 W \$ 753
	20-2442UFH	42	24	11	42	-	43	4.70	L \$ 684 W \$ 723


Description

- Grain Direction Runs Front to Back on Worksurface
- Hinged Modesty Panel

NOTE: Keyboards cannot be factory installed.

CORNER UNIT	20-4242CU	42	42	30	25 7/16	-	145	34.45	L \$ 1185 W \$ 1273
	20-3636CU	36	36	30	17	-	135	25.70	L \$ 1058 W \$ 1127


Description


- Connects to 24" Deep Bridge and Return Units
- Grommet in Top
- Freestanding Support Unit

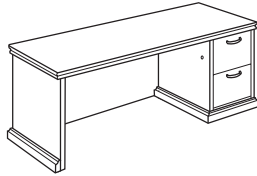
NOTE: Not all keyboards will fit the 20-3636CU. Recommended keyboards are 1-KCWR 1-KCPR and 1-KC.

For ordering options, see back of Phoenix Identification card card at the beginning of section.


For grommet options, see page 2.

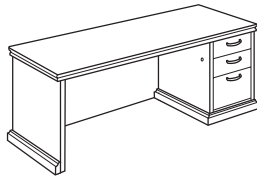
For center drawer options, see page 14.

Item	Model No.	W	D	H	K	R	Ship Wt	Cubic Ft	List Price	
 EXECUTIVE CREDENZA FILE/FILE	Left Ped	Right Ped								
	20-2072LC2	20-2072RC2	72	20 7/16	30	31	-	235	28.97	L \$ 1486 W \$ 1678
	20-2066LC2	20-2066RC2	66	20 7/16	30	25	-	225	26.62	L \$ 1430 W \$ 1622



Description

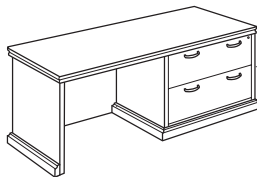
- Locking Pedestal
- File/File in Letter Width Pedestal
- Grommet in Back Panel
- Profiled on 3 Sides for Flush Wall Applications

<div>EXECUTIVE CREDENZA BOX/BOX/FILE</div> <div></div>	Left Ped	Right Ped									
	20-2072LC1	20-2072RC1	72	20 7/16	30	31	-	235	28.97	L \$	1486
										W \$	1678
	20-2066LC1	20-2066RC1	66	20 7/16	30	25	-	225	26.62	L \$	1430
										W \$	1622


Description


- Locking Pedestal
- Box/Box/File in Letter Width Pedestal
- Grommet in Back Panel
- Profiled on 3 Sides for Flush Wall Applications


<div>EXECUTIVE CREDENZA LATERAL/LATERAL</div> 	Left Ped	Right Ped									
	20-2072LL	20-2072RL	72	20 7/16	30	12	-	255	28.97	L \$	1619
										W \$	1812
	20-2066LL	20-2066RL	66	20 7/16	30	6	-	220	26.62	L \$	1520
										W \$	1712


Description

- Central Locking
- Lateral/Lateral in Pedestal Provide Legal or Letter Filing Front to Back or Side to Side
- Grommet in Back Panel
- Profiled on 3 Sides for Flush Wall Applications

EXECUTIVE CREDENZA BOX/BOX/FILE/LATERAL	Left Ped	Right Ped									
	20-2072LMF	20-2072RMF	72	20 7/16	30	12	-	255	28.97	L \$	1805
										W \$	1996
	20-2066LMF	20-2066RMF	66	20 7/16	30	6	-	220	26.62	L \$	1751
										W \$	1944




Description

- Locking File Drawers Only
- Box/Box/File/Lateral in Pedestal
- Grommet in Back Panel
- Profiled on 3 Sides for Flush Wall Applications

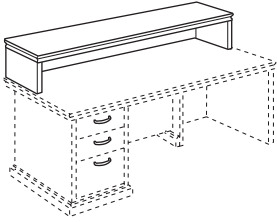
All credenzas shown as right.

For ordering options, see back of Phoenix Identification card card at the beginning of section.

For grommet options, see page 2.

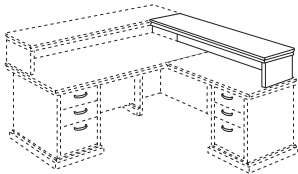
For center drawer options, see page 14.

Item	Model No.	W	D	H	K	R	Ship Wt	Cubic Ft	List Price
TRANSACTION RISER FOR DESKS/CREDENZAS	20-1272TR	72	12	12	-	-	60	9.00	L \$ 790 W \$ 820
	20-1266TR	66	12	12	-	-	55	7.45	L \$ 736 W \$ 806



Description

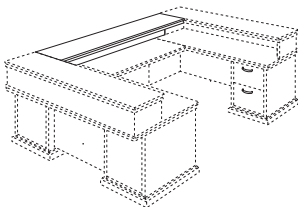
- Freestanding Riser for Desks or Credenzas
- May Be Used in Conjunction with Return Risers or Bridge Risers

	Left Ped	Right Ped								
TRANSACTION RISER FOR RETURNS	20-0972LU	20-0972RU	72	9	12	-	-	45	8.16	L \$ 699 W \$ 752
	For use with 36" desks and 48" returns									
	20-0966LU	20-0966RU	66	9	12	-	-	49	7.51	L \$ 683 W \$ 728
	For use with 30" desks and 48" returns									


Description

- Must Be Used in Conjunction with a Desk Riser
- Grain Direction Runs Left to Right on Worksurface if Laminate Top is Specified

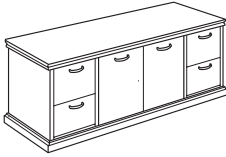
	TRANSACTION RISER	20-0980BU	80 7/16	9	12	-	-	66	8.84	L \$	712
	FOR BRIDGES	For use with 36" desk and 48" bridge									
		20-0968BU	68 7/16	9	12	-	-	60	8.38	L \$	671
		For use with 30" desk and 48" bridge									
										W \$	752
										W \$	713


Description

- Must Be Used in Conjunction with Two Desk/Credenza Risers
- Grain Direction Runs Left to Right on Worksurface if Laminate Top is Specified

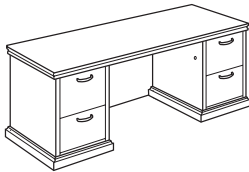
For ordering options, see back of Phoenix Identification card card at the beginning of section.

Item	Model No.	W	D	H	K	R	Ship Wt	Cubic Ft	List Price
STORAGE CREDENZA FULL PEDESTAL	20-2072SC	72	20 ⁷ / ₁₆	30	-	-	349	28.97	L \$ 2166 W \$ 2359
	20-2066SC	66	20 ⁷ / ₁₆	30	-	-	320	26.62	L \$ 2089 W \$ 2280


Description

- Pedestals Lock Behind Doors
- File/File in Both Pedestals
- Fixed Storage Shelf Behind Doors
- Profiled on 3 Sides for Flush Wall Applications

KNEESPACE CREDENZA FULL PEDESTAL	20-2072KC	72	20 ⁷ / ₁₆	30	38	-	300	28.97	L \$ 1868 W \$ 2059
	20-2066KC	66	20 ⁷ / ₁₆	30	32	-	285	26.62	L \$ 1808 W \$ 1998


Description

- Locking Pedestals
- File/File in Both Pedestals
- Grommet in Back Panel
- Profiled on 3 Sides for Flush Wall Applications

For ordering options, see back of Phoenix Identification card card at the beginning of section.


For grommet options, see page 2.

Item	Model No.	W	D	H	K	R	Ship Wt	Cubic Ft	List Price
FOUR DRAWER LATERAL FILE	20-2036L4	36 ⁷ / ₁₆	20 ⁷ / ₁₆	55	-	-	260	27.52	L \$ 2074 W \$ 2182


Description

- Central Locking
- Anti-Tilt Mechanism
- File Drawers Provide Legal or Letter Filing Front to Back or Side to Side
- ¹/₄" Thick Drawer Bottoms Allow for Storage Applications
- Profiled on 3 Sides for Flush Wall Applications

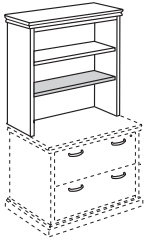
TWO DRAWER LATERAL FILE	20-2036L2	36	20 ⁷ / ₁₆	30	-	-	185	14.88	L \$ 1392 W \$ 1498
----------------------------	-----------	----	---------------------------------	----	---	---	-----	-------	------------------------


Description

- Central Locking
- Anti-Tilt Mechanism
- File Drawers Provide Legal or Letter Filing Front to Back or Side to Side
- ¹/₄" Thick Drawer Bottoms Allow for Storage Applications
- Profiled on 3 Sides for Flush Wall Applications

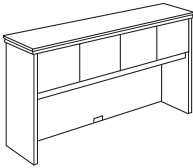
For ordering options, see back of Phoenix Identification card card at the beginning of section.

Item	Model No.	W	D	H	K	R	Ship Wt	Cubic Ft	List Price
TOP UNIT BOOKCASE	20-1636TU	36	15 3/4	38 1/4	-	-	125	15.83	\$ 892


Description

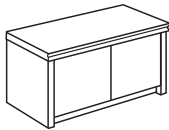
- Bottom Shelf with 12" Clearance
- One Adjustable Shelf
- For Use on Two Drawer Lateral Files
- Profiled on 3 Sides for Flush Wall Applications
- 1" Thick Shelves

HUTCH	20-1672HU	72	15 3/4	38 1/4	-	-	258	30.73	\$ 1519
	20-1666HU	66	15 3/4	38 1/4	-	-	235	28.14	\$ 1498


Description

- Grommet
- Profiled on 3 Sides for Flush Wall Applications
- 20 5/16" Clearance Below Doors

WOOD DOOR WALL MOUNT HUTCH	20-1636WD	36	15 3/4	16 1/2	-	-	60	6.73	\$ 1123
-------------------------------	-----------	----	--------	--------	---	---	----	------	---------



Description

- Mounts to Wall with Mounting Bracket Included

NOTE: Indiana Furniture will not be liable for wall mount hutch units that are not properly installed.

For ordering options, see back of Phoenix Identification card card at the beginning of section.

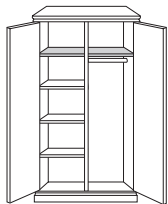
For tackboard and tasklights, see page 18.

Item	Model No.	W	D	H	K	R	Ship Wt	Cubic Ft	List Price
BOOKCASES 	20-3668BC	36	15 ³ / ₄	68 ¹ / ₂	-	-	165	24.30	\$ 1370
	Three Adjustable Shelves - Unfinished Back								
	20-3648BC	36	15 ³ / ₄	48	-	-	104	19.90	L \$ 1028
	Two Adjustable Shelves - Finished Back								
									W \$ 1081
	20-3630BC	36	15 ³ / ₄	30	-	-	85	11.08	L \$ 924
	One Adjustable Shelf - Finished Back								
									W \$ 978

Description

- 1" Thick Shelves
- Profiled on 3 Sides for Flush Wall Applications

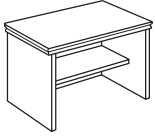
DOUBLE WARDROBE/STORAGE	20-3668WD	36	20 ⁷ / ₁₆	68 ¹ / ₂	-	-	290	42.02	\$ 2055
	Unfinished Back								


Description

- Top Shelf Fixed Behind Each Door
- Coat Rod Under Fixed Shelf on Right Side
- Three Adjustable Shelves on Left Side
- Profiled on 3 Sides for Flush Wall Applications
- Recommended Against Wall

For ordering options, see back of Phoenix Identification card card at the beginning of section.

Item	Model No.	W	D	H	K	R	Ship Wt	Cubic Ft	List Price	
COMPUTER WORK TABLE	20-2436CW	36	24	27	32	-	110	17.58	L \$	797
									W \$	857

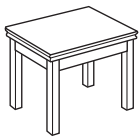

Description

- Fixed Shelf
- Grommet in Back Panel

Options: Specify & Add

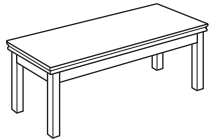
CS-20BR	Optional Casters	\$	133
---------	------------------	----	-----

END TABLE	20-1824ET	18	24	22	-	-	25	2.01	L \$	461
									W \$	486


Description

- Shipped KD

MAGAZINE TABLE	20-1847MT	47	18	16	-	-	42	3.40	L \$	601
									W \$	656

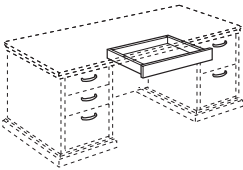

Description

- Shipped KD

Options: Specify & Add

SH-20	Optional 30" H Legs	20	.90	\$	130
-------	---------------------	----	-----	----	-----

CENTER DRAWER	20-1622CD	22	16	2	-	-	7	1.37	\$	255
---------------	-----------	----	----	---	---	---	---	------	----	-----



Description

- Fits All Desks
- Built in Pen Tray

Options: Specify & Add


Factory Installed	\$	114
-------------------	----	-----

For ordering options, see back of Phoenix Identification card card at the beginning of section.

Item	Model No.	W	D	H	K	R	Ship Wt	Cubic Ft	List Price
	20-4848CT	48	48	1 ⁵ / ₃₂	-	-	63	5.70	L \$ 788
	Accommodates 5 Chairs								W \$ 1017
	20-4242CT	42	42	1 ⁵ / ₃₂	-	-	40	4.40	L \$ 732
	Accommodates 4 Chairs								W \$ 939
	20-3636CT	36	36	1 ⁵ / ₃₂	-	-	35	3.40	L \$ 677
	Accommodates 3 Chairs								W \$ 861

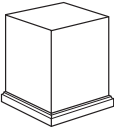
Description

- One Base Required

	20-2020CB	20	20	28 ¹ / ₄	-	-	134	11.10	\$ 922
	For Use with 48" or 42" Circular Tops								
	20-1616CB	16	16	28 ¹ / ₄	-	-	101	7.20	\$ 818
	For Use with 36" Circular Top								

Description

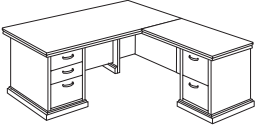
- Veneer Cylinder Base
- Weighted for Stability
- Wire Management in Bottom

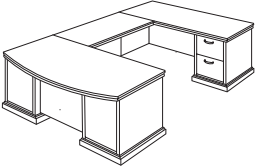
	20-2020SB	20	20	28 ¹ / ₄	-	-	57	8.41	\$ 646
	For Use with 48" or 42" Circular Tops								
	20-1616SB	16	16	28 ¹ / ₄	-	-	41	6.00	\$ 600
	For Use with 36" Circular Top								

Description

- Veneer Base
- Wire Management in Bottom

For ordering options, see back of Phoenix Identification card card at the beginning of section.

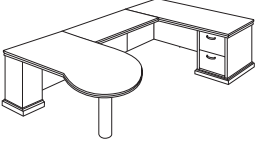
Item	Model No.	W	D	H	K	R	Ship Wt	Cubic Ft	List Price	
EXECUTIVE "L" UNIT	20-1	72	84	30	31	9	372	73.14	L \$	3094
									W \$	3367
	Consists of:									
		Qty								
	20-3672LP	1	• Left Pedestal Desk							L \$ 1799
	20-2448RF2	1	• Executive Right Return							L \$ 1295
									W \$	1401

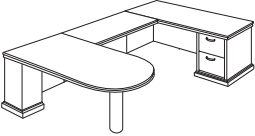
EXECUTIVE "U" UNIT BOW TOP DESK STEPPED FRONT	20-2	72	104	30	31	9-3	568	85.54	L \$	4235
									W \$	4626
	Consists of:									
		Qty								
	20-3672BLP	1	• Bow Left Pedestal Desk							L \$ 1985
									W \$	2140
	20-2448UF	1	• Bridge							L \$ 764
									W \$	808
	20-2072RC2	1	• Executive Single Right Credenza							L \$ 1486
									W \$	1678

All pedestal desks shown as left.
All returns shown as right.

For ordering options, see back of Phoenix Identification card card at the beginning of section.

For standard options, see page 2.

Item	Model No.	W	D	H	K	R	Ship Wt	Cubic Ft	List Price	
EXECUTIVE "U" UNIT P-TOP	20-3	72	110	30	-	-	409	95.30	L \$	3854
									W \$	4124
	Consists of:	Qty								
	20-4272PL	1	• Left P Top Unit							L \$ 1604
										W \$ 1638
	20-2448UF	1	• Bridge							L \$ 764
										W \$ 808
	20-2072RC2	1	• Executive Single Right Credenza							L \$ 1486
										W \$ 1678

EXECUTIVE "U" UNIT D-TOP	20-4	72	104	30	-	-	408	85.54	L \$	3597
									W \$	3997
	Consists of:	Qty								
	20-3672DL	1	• Peninsula D Top Unit							L \$ 1347
										W \$ 1511
	20-2448UF	1	• Bridge							L \$ 764
										W \$ 808
	20-2072RC2	1	• Executive Single Right Credenza							L \$ 1486
										W \$ 1678

All layouts shown as right U-groups.

For ordering options, see back of Phoenix Identification card card at the beginning of section.

For standard options, see page 2.

TACKBOARD: SURFACE MOUNTED HUTCHES

Size	Model #	COM ydg	COM, Grade 1, 2 or 3 List Price	Grade 4 List Price	Grade 5 List Price	Grade 6 List Price	Grade 7 List Price	Grade 8 List Price	Grade 9 List Price	Grade 10 List Price
66"	TB-2066H	2.00	\$ 296	\$ 452	\$ 522	\$ 596	\$ 698	\$ 810	\$ 940	\$ 1084
72"	TB-2072H	2.25	\$ 315	\$ 491	\$ 569	\$ 653	\$ 767	\$ 893	\$ 1040	\$ 1202

TACKBOARD: WALL MOUNTED HUTCHES

Size	Model #	COM ydg	COM, Grade 1, 2 or 3 List Price	Grade 4 List Price	Grade 5 List Price	Grade 6 List Price	Grade 7 List Price	Grade 8 List Price	Grade 9 List Price	Grade 10 List Price
36"	TB-0136W	1.25	\$ 241	\$ 339	\$ 382	\$ 429	\$ 492	\$ 562	\$ 644	\$ 734

TASKLIGHTS

Size	Model #	List Price
24"	TL-0824	\$ 212
48"	TL-0848	\$ 254