

Price List

Effective Date: April 15, 2013



Indiana
FURNITURE

1224 Mill Street
PO Box 270
Jasper, Indiana 47547-0270
800.422.5727
www.indianafurniture.com

Subject to the limitations set forth in this warranty, Indiana Furniture Industries, Inc. (“**Indiana Furniture**”) warrants to the original purchaser all product in this price list (“**Product**”) to be free from defects in material and workmanship given normal use for a twelve year period from the date of shipment. During the applicable warranty period, Indiana Furniture, as its sole obligation, will repair or replace (in Indiana Furniture’s sole discretion) any Product, part, or component covered by this warranty and sold after January 1, 2012, which fails under normal use as a result of a defect in material or workmanship. Normal use is defined as the equivalent of a single shift, 40 hour work week. Indiana Furniture will repair or replace the defective Product, part, or component with a comparable product, part or component.

Warranty periods are limited for certain Products and parts as follows:

12-year Warranty (from the date of manufacture)

- Seating Mechanisms
- Veneers
- Laminates

5-year Warranty (from the date of manufacture)

- Electrical components
- Pneumatic Cylinders
- Casters and Glides
- Textiles, Foam, and Decorative Trim
- Swivel Arm Pads
- Keyboard kits
- Lighting

THIS WARRANTY DOES NOT COVER:

- Damage caused by a carrier or third party
- Normal or routine wear and tear
- Appearance, durability, quality, behavior, colorfastness or any other attribute of customer’s own materials or any non-standard Indiana Furniture material (including Maharam, Momentum, Mayer, UltraFabrics) specified by the customer and applied to a Product
- Color, grain or texture of wood, laminate and other covering materials
- Changes in wood or fabric color due to aging or exposure to light
- Damage or failure resulting from modification, alteration, misuse or abuse of a Product
- Defect or damage arising out of coverage of Product tops with glass or other foreign materials

As the manufacturer of the Product, Indiana Furniture stands behind its craftsmanship and pledges to do everything it can to reasonably resolve, as quickly as possible, any problems you may have with the Product within the terms and conditions of this warranty.

If you encounter a defect covered by the foregoing warranty, you should contact the dealer from whom you purchased the Product. If the dealer is unable to resolve your warranty issues, you should contact Indiana Furniture. Please ensure that you have all of the pertinent facts when contacting the dealer or Indiana Furniture, including the model number and factory order number from the inspection label attached to the Product.

INDIANA FURNITURE IS NOT PROVIDING, AND SPECIFICALLY DISCLAIMS, ANY OTHER WARRANTIES FOR THE PRODUCTS, EXPRESS OR IMPLIED, INCLUDING ANY IMPLIED WARRANTY OF MERCHANTABILITY OR FITNESS FOR A PARTICULAR PURPOSE. INDIANA FURNITURE SHALL NOT BE LIABLE TO PURCHASER OR ANY THIRD PARTY FOR CONSEQUENTIAL, INCIDENTAL, INDIRECT OR SPECIAL DAMAGES, INCLUDING, WITHOUT LIMITATION, DAMAGES ARISING OUT OF OR RESULTING IN ANY MALFUNCTIONS, DELAYS, LOSS OF PROFIT, INTERRUPTION OF BUSINESS, PERSONAL INJURY, BODILY INJURY, DEATH, DISMEMBERMENT, OR PROPERTY DAMAGE.

Indiana Furniture Industries, Inc.
Attn: Customer Service
1224 Mill Street, P.O. Box 270
Jasper, Indiana 47547-0270
800.422.5727
Fax 812.482.9035
custserv@indianafurniture.com

ORDERING INFORMATION

All orders should be faxed to 812-482-9035 or mailed to:

Indiana Furniture
P.O. Box 270
1224 Mill Street
Jasper, IN 47547-0270

ORDER PROCEDURE

All orders must include purchase order number, billing address, ship-to address and phone number, and any special instructions.

When ordering casegoods, give complete quantity, model number, finish and any other options. When ordering seating, give complete quantity, model number, finish, fabric and any other options.

Within each series, an example of "How to Order" is illustrated at the bottom of each page. For further clarification of order procedure, contact Customer Service.

PRICING

All prices shown are suggested retail prices FOB shipping point, freight prepaid and allowed to one continental US destination. Prices, specifications and materials are subject to change without notice. Possession and/or distribution of this price list does not in itself constitute an offer to sell. Orders can be received only from authorized Indiana Furniture dealers. Orders will be billed at prices prevailing at time of shipment, unless acknowledged prior to the effective date of the price change, in which case billing will be at the price acknowledged.

ACKNOWLEDGEMENT

All orders will be acknowledged promptly, showing how the order was entered, its approximate shipping date and other pertinent information. This acknowledgement is the final agreement between the customer and Indiana Furniture and is the exclusive statement of the terms thereof. Please examine this acknowledgement carefully and advise Indiana Furniture immediately of any discrepancies.

BUYER'S OBLIGATION: RIGHTS OF SELLER

If Indiana Furniture shall at any time doubt Buyer's financial responsibility, Indiana Furniture may decline to make shipments hereunder except upon receipt of cash payment in advance or security or other proof of responsibility satisfactory to Indiana Furniture. If buyer fails in any way to fulfill the terms and conditions set forth herein, Indiana Furniture may defer shipments until such default is corrected. Remedies provided herein shall be in addition to, and not in lieu of other remedies. Buyer agrees to abide by payment terms as listed on invoice. Buyer shall pay all reasonable costs and expenses, including attorney and collection fees, and late fees, incurred by Seller in connection with any amounts due for goods ordered.

CANCELLATIONS AND CHANGES

Due to immediate production on build to order items, all orders are considered firm and are not subject to cancellation or change without approval from Indiana Furniture. All approved changes are subject to additional charges and revised lead times.

PRODUCT DESIGN AND SPECIFICATION CHANGES

Indiana Furniture reserves the right to make changes in design and construction or discontinue products without prior notice.

REPAIR CHARGES

Indiana Furniture will only pay repair charges if Customer Service gives prior written authorization. No repair charge will be paid without advance approval at which time you will be issued a repair authorization number that will allow you to invoice Indiana Furniture for the completed work.

WAREHOUSE STORAGE CHARGES

If a shipment is held beyond 14 calendar days at your request a .067% per day (2% per month) storage charge will be assessed. The effective date will be 14 calendar days after the acknowledged ship date. Further, the prices applied to the order will be those in effect at the time of shipment.

DAMAGED MERCHANDISE

The consignee is responsible for filing claims with the carrier for damage and shortages. Claims for both obvious and concealed damage must be filed within 15 calendar days, and the damaged merchandise must not have been moved from the original receiving location. All damaged merchandise, including the cartons and packing materials, must be retained for inspection by either the carrier or by an Indiana Furniture Sales Representative. Indiana Furniture reserves the right to select the most cost effective way to repair or replace the damaged item. Once you have notified the carrier, please contact Customer Service for further assistance.

Obvious Damage/Missing Cartons - Do not refuse merchandise damaged in transit. Indiana Furniture recommends the consignee inspect all merchandise upon arrival. If a shipment is received damaged or short, note all information on carrier's copy and your copy of freight bill and delivery receipt. Notify the delivering carrier and file a claim immediately. Pending the results of your claim, either Indiana Furniture or the carrier will cover 100% of the cost to repair or replace the damaged or missing item.

Concealed Damage - If concealed damage is discovered, notify the delivering carrier at once and request an inspection. This must be done within **15 calendar days of delivery**. If the carrier will not perform the inspection, you should prepare an affidavit that you contacted them, noting the time and date, and that they failed to comply with your request. This, along with the other papers in your possession, will support the claim. Pending the results of your claim, the cost to repair or replace the item will be covered 1/3 by the carrier and 2/3 by Indiana Furniture for shipments less than a full truckload and 100% by Indiana Furniture for shipments of full truckloads.

RETURN MERCHANDISE

Merchandise will not be accepted for return without an RGA (Return Goods Authorization) issued by Indiana Furniture. We will consider issuing RGA's for the following reasons:

1. Manufacturing defect (inspected by Indiana Furniture representative)
2. Indiana Furniture order processing error
3. Shipping error
4. Mis-marked cartons
5. Duplicated shipments

If you have any questions as to whether your reason for return qualifies for consideration, please contact your Customer Service Representative. Merchandise must be returned within 60 days of the RGA issued date, or within 60 days upon receipt of replacement product to receive credit. Returns due to mis-marked cartons must also be returned in the original cartoning, with shipping labels intact, to receive credit.

All merchandise being returned must be properly packed and protected to ensure no further damage is incurred during transportation back to an Indiana Furniture facility. Upon receipt, all returned merchandise will be thoroughly inspected and the results compared to the reason for return stated on the RGA. Any discrepancies, such as additional damage, signs of usage, missing parts, etc., will result in an adjustment to the amount of credit issued.

DELIVERY AND FREIGHT CHARGES

All shipments are F.O.B. Point of Origin, Jasper, IN, freight prepaid and allowed. Ownership and responsibility of the merchandise becomes that of the buyer upon delivery to the freight company. Shipments into Alaska, Hawaii, Canada, Mexico, Puerto Rico and other exports are freight prepaid and allowed to port of exit.

Indiana Furniture reserves the right to select the most appropriate carrier and routing on all shipments. Indiana Furniture will attempt to accommodate requests for favored carriers.

Inside delivery and installation services are not included in the pricing shown. Any order requiring non-dock or residential, inside delivery must specify such on the order. Should either of these services be requested or required, all charges incurred will be charged to the "Sold To" of the order.

Orders of less than 750 pounds will be assessed a handling charge of \$75.00 Net Per Order. (This will be waived for items shipped via a small package carrier.)

BIFMA AND ANSI TESTING

Indiana Furniture is a member of the Business and Institutional Furniture Manufacturer's Association (BIFMA). Tests developed by the Business and Institutional Furniture Manufacturer's Association (BIFMA) and approved by the American National Standards Institute (ANSI) determine the strength and durability of casegoods and seating in its everyday use. Although this testing does not serve as a warranty or guarantee, Indiana Furniture products within this price list have been tested by an independent verifying body and meet or exceed applicable BIFMA and ANSI standards.

JASPER - CORPORATE

1224 Mill Street
Jasper, IN 47546
800.422.5727 Phone
812.482.9035 Fax

ATLANTA

2030 Powers Ferry Road
Suite 230
Atlanta, GA 30339
800.241.4650 Phone
770.984.8918 Fax

BALTIMORE METRO

7601 Lewinsville Road
Suite 312
McLean, VA 22102
301.537.3514 Phone (By Appointment Only)

CHICAGO

222 Merchandise Mart
Suite 1054A
Chicago, IL 60654
312.755.0533 Phone
312.755.0534 Fax

DALLAS

Dallas, TX 75244

LOS ANGELES

1933 South Broadway
Suite 126
Los Angeles, CA 90007
626.399.1639 Phone
888.719.3119 Fax

MINNEAPOLIS

21500 Excelsion Boulevard
Excelsion, MN 55331
952.221.3099 Phone
952.400.5950 Fax


NEW YORK

200 Lexington Avenue
Suite 1305
New York, NY 10016
212.686.8500 Phone
or Contact Corporate

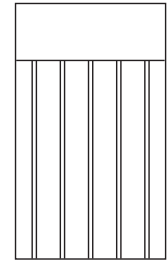
INTERIOR DRAWER DIMENSIONS
RESILIENCE 3800 INTERIOR DRAWER DIMENSIONS

Item	Drawers	W	L	D
38-4272DP	Box	14 ⁹ / ₁₆	25 ¹ / ₄	3 ²¹ / ₃₂
38-3672DP	File	14 ¹³ / ₁₆	25 ¹ / ₄	8 ²⁹ / ₃₂
38-3066DP				
38-4272LP				
38-4272RP				
38-3672LP				
38-3672RP				
38-3066LP				
38-3066RP				
38-3618PD				
38-3018PD				
38-4278CLP	Box	14 ⁹ / ₁₆	19 ¹ / ₄	3 ²¹ / ₃₂
38-4278CRP	File	14 ¹³ / ₁₆	19 ¹ / ₄	8 ²⁹ / ₃₂
38-3672WC1				
38-3672WC2				
38-2442CLF				
38-2442CLR				
38-2448LF				
38-2448RF				
38-2472SC				
38-2472KC				
38-2466KC				
38-2472LC				
38-2472RC				
38-2466LC				
38-2466RC				
38-2418PD				
38-1872STL				
38-1872STR				
38-1824MP				
38-1824MP2	Top File	14 ¹³ / ₁₆	16 ³ / ₈	8 ²⁹ / ₃₂
	Btm File	14 ¹³ / ₁₆	19 ¹ / ₄	8 ²⁹ / ₃₂
38-2436L2	File	32 ⁹ / ₁₆	19 ¹ / ₄	8 ²⁹ / ₃₂
38-2436L3				
38-2436L4				
38-2436LF1				
38-2436TF				
38-2436QF				
38-3672VC	Box	32 ⁹ / ₁₆	19 ¹ / ₄	3 ²¹ / ₃₂
38-3672SU1	File	32 ⁹ / ₁₆	19 ¹ / ₄	8 ²⁹ / ₃₂
38-2436LF2	Box	14 ⁹ / ₁₆	19 ¹ / ₄	3 ²¹ / ₃₂
38-2436LF4	File	14 ¹³ / ₁₆	19 ¹ / ₄	8 ²⁹ / ₃₂
	Lat File	32 ⁹ / ₁₆	19 ¹ / ₄	8 ²⁹ / ₃₂
38-2122CD	Center	19 ⁵ / ₈	19 ¹ / ₈	1 ²⁹ / ₃₂
38-1622CD	Center	19 ⁵ / ₈	15 ¹ / ₈	1 ²⁹ / ₃₂


FILING CAPABILITIES

14 ¹³/₁₆ x 25 ¹/₄


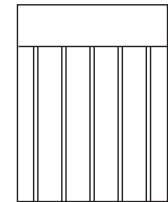
Legal Front to Back




Legal Side to Side

14 ¹³/₁₆ x 19 ¹/₄


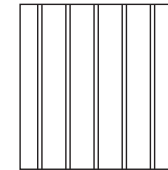
Legal Front to Back



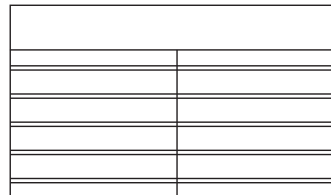
Legal Side to Side

14 ¹³/₁₆ x 16 ³/₈



Legal Front to Back



Legal Side to Side

32 ⁹/₁₆ x 19 ¹/₄


2 Rows Letter or Legal Front to Back



1 Row Letter or Legal Side to Side

Resilience



Laminate Modularity


Resilience

Casegoods Collection

Resilience creates a personalized style at an affordable price by combining the durability of laminate with a multitude of configuration possibilities for a perfect companion to high traffic workspaces. An expansive pallet of modular components, edge, pull, and color options allow for fresh functionality to enhance today's progressive, energetic office environments.

Laminate Options

TOP OR CHASSIS




TOP ONLY




CHASSIS ONLY



Edge Options



Pull Options



How to Order

MODEL NO.	DESCRIPTION	
38-4272DP1	Chassis Laminate	YC
	Top Laminate	CN
	Edge	K
	Pull	MBA

Order must be listed as shown, with Chassis Color and Top Color specified separately.

Specifications

LAMINATES

Exposed surfaces are produced from wood grained, patterned and solid color laminates fused to a particle-board core. Each laminate offers lasting beauty, superior resistance to normal wear and easy maintenance.

TOPS

HPL tops are 3-ply construction, 1¾" thick with PVC rims. Tops are shaped on all four sides for complete design appeal. Tops are available in eleven wood-look laminates, four pattern laminate and two different edge details.

CHASSIS CONSTRUCTION

Tops, end panels, and modesty panels are assembled using European-style mechanical fasteners and heavy-duty 16 gauge joining brackets. Laminate parting rails assure a sturdy pedestal. All units are equipped with heavy-duty adjustable glides to ensure proper leveling and compensate for uneven floors.

DRAWERS

All drawer fronts feature laminated fronts with banded edges. Fronts are 3-ply construction and ¾" thick. Drawer sides and backs are constructed with 7⁄16" thick black MDF and ½" hard-board bottoms. Drawers feature 5-sided construction allowing for easy removal of drawer fronts.

DRAWER SUSPENSION

File drawers and box drawers feature high quality, black progressive full extension slides with precision steel ball bearings to ensure a smooth, quiet operation. All suspensions have a lifetime warranty.

FILING HARDWARE

All file drawers are standard with custom fitted filing systems designed to accommodate a variety of filing requirements. Desk file drawers provide legal filing front to back, and legal filing or two rows of letter filing side to side. Credenza/return file drawers provide legal filing front to back, and legal or letter filing side to side.

LOCKING MECHANISM

All pedestals and files feature locking. Removable lock cylinders allow for units to be re-keyed at a later date if required. Units are shipped randomly keyed as standard.

CORD MANAGEMENT

Black grommets are standard in back panels of assembled returns, bridge units, kneespace credenzas and hutch units. Grommets are also standard in tops of assembled corner units, and extended corner tops. Grommets may be ordered in the tops of assembled double and single pedestal desks and component worksurfaces. See page 2 for worksurface grommet options. Undersurface cord managers are also available for additional cord management.



GROMMET LOCATIONS

Add upcharge of \$43 list for each grommet.

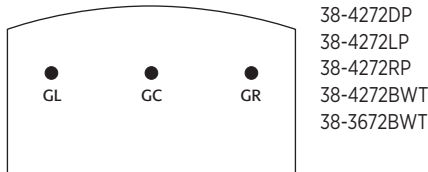
Specify grommet locations.

GL - Grommet Left
GC - Grommet Center
GR - Grommet Right

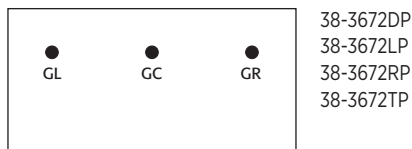
Example: 38-3672DP2-GL-GR (Grommet Left, Grommet Right)

Standard grommet locations are available on cockpit units.
Contact Customer Service for more information.

Grommets may be ordered in non-standard locations.
Please attach a drawing to the purchase order showing the location of the grommet.



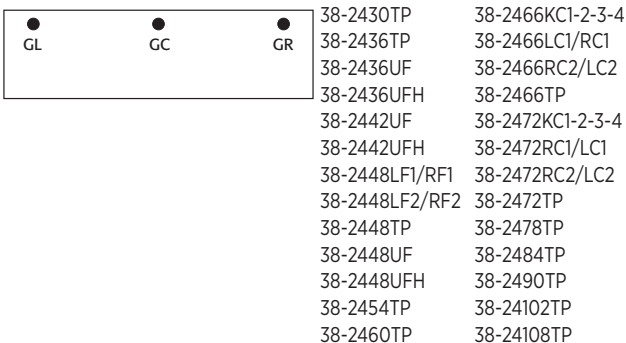
GL/GR - 9" from ends, 27 1/4" from user side.
GC - 27 1/4" from user side.



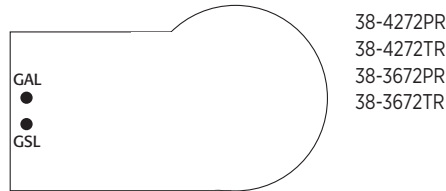
GL/GR - 9" from ends, 27 1/4" from user side.
GC - 27 1/4" from user side.



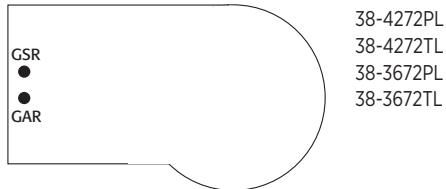
GL/GR - 9" from ends, 27 1/4" from user side.
GC - 27 1/4" from user side.



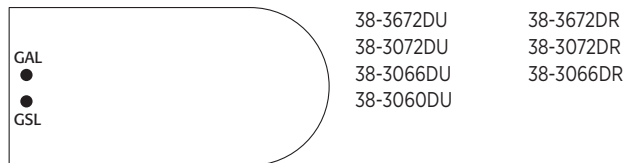
GL/GR - 9" from ends, 21 1/4" from user side.
GC - 21 1/4" from user side.

GROMMET LOCATIONS - CONTINUED


GAL/GSL - 12" from approach or seated side, 4" from end.



GSR/GAR - 12" from approach or seated side, 4" from end.



GAL/GSL - 12" from approach or seated side, 4" from end.

LOCKING HUTCH DOORS

Locking doors are available on hutches.

Please specify with locking and add \$62 list to the following units.

38-1472HD 38-1466HD

Please specify with locking and add \$50 list to the following units.

38-1436HD 38-1436WD

RESILIENCE LAMINATE OFFERING


Indiana Furniture has partnered with Pionite Decorative Laminates and Wilsonart International to provide a Customer Specified Laminate program.

- CSL can be specified for worksurfaces only. Chassis colors cannot be requested.
- Laminate sheen level not to exceed 60° for maximum durability of worksurfaces.
- Indiana Furniture reserves the right to decline a laminate which may not be suitable for application.
- Indiana Furniture assumes no responsibility for the durability, consistent coloration or any other performance characteristic of a customer specified laminate.
- Contact Customer Service with product list and specific laminate information to obtain a quote for pricing and leadtime.

Pionite®
Decorative Laminates
CALL 1.800.PIONITE FOR SAMPLES

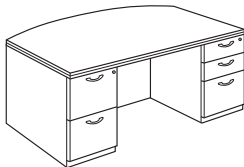
WILSONART
INTERNATIONAL
CALL 1.800.433.3222 FOR SAMPLES

Item	Model No.	W	D	H	K	R	Ship Wt	Cubic Ft	List Price
EXECUTIVE DOUBLE PED DESK BOW TOP	38-4272DP1	72	42-36	30	36	-	405	57.94	\$ 2798


Description

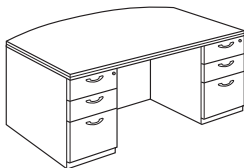
- Bow Top
- Stepped Front
- Locking Pedestals
- Legal Width Pedestals
- Box/Box/File in Left Pedestal
- File/File in Right Pedestal

EXECUTIVE DOUBLE PED DESK BOW TOP	38-4272DP2	72	42-36	30	36	-	405	57.94	\$ 2798
--------------------------------------	------------	----	-------	----	----	---	-----	-------	---------

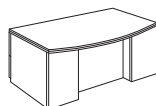

Description

- Bow Top
- Stepped Front
- Locking Pedestals
- Legal Width Pedestals
- File/File in Left Pedestal
- Box/Box/File in Right Pedestal

EXECUTIVE DOUBLE PED DESK BOW TOP	38-4272DP4	72	42-36	30	36	-	405	57.94	\$ 2798
--------------------------------------	------------	----	-------	----	----	---	-----	-------	---------


Description

- Bow Top
- Stepped Front
- Locking Pedestals
- Legal Width Pedestals
- Box/Box/File in Pedestals



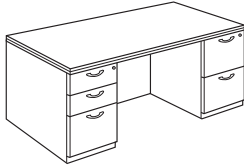
Stepped Front

For ordering options, see back of Resilience Identification card at the beginning of section.

For grommet options, see page 2.

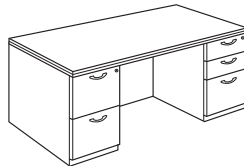
For center drawer options, see page 25.

Item	Model No.	W	D	H	K	R	Ship Wt	Cubic Ft	List Price
EXECUTIVE DOUBLE PED DESK RECTANGULAR TOP	38-3672DP1	72	36	30	36	-	400	50.04	\$ 2588
	38-3066DP1	66	30	30	30	-	321	38.72	\$ 2469


Description


- Locking Pedestals
- Stepped Front
- Legal Width Pedestals
- Box/Box/File in Left Pedestal
- File/File in Right Pedestal

EXECUTIVE DOUBLE PED DESK RECTANGULAR TOP	38-3672DP2	72	36	30	36	-	400	50.04	\$ 2588
	38-3066DP2	66	30	30	30	-	321	38.72	\$ 2469

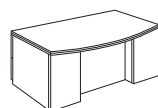

Description

- Locking Pedestals
- Stepped Front
- Legal Width Pedestals
- File/File in Left Pedestal
- Box/Box/File in Right Pedestal

EXECUTIVE DOUBLE PED DESK RECTANGULAR TOP	38-3672DP4	72	36	30	36	-	400	50.04	\$ 2588
	38-3066DP4	66	30	30	30	-	321	38.72	\$ 2469


Description

- Locking Pedestals
- Stepped Front
- Legal Width Pedestals
- Box/Box/File in Pedestals




Stepped Front

For ordering options, see back of Resilience Identification card at the beginning of section.

For grommet options, see page 2.


For center drawer options, see page 25.

Item	Model No.	W	D	H	K	R	Ship Wt	Cubic Ft	List Price
EXECUTIVE SINGLE PED DESK BOW TOP	Left Ped	Right Ped							
	38-4272LP1	38-4272RP1	72	42-36	30	30	-	278	60.00 \$ 2364


Description

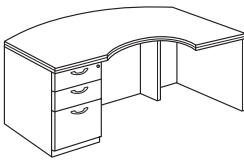
- Bow Top
- Stepped Front
- Locking Pedestal
- Legal Width Pedestal
- Box/Box/File in Pedestal

EXECUTIVE SINGLE PED DESK RECTANGULAR TOP	Left Ped	Right Ped							
	38-3672LP1	38-3672RP1	72	36	30	30	-	271	52.10 \$ 2055
	38-3066LP1	38-3066RP1	66	30	30	24	-	247	39.00 \$ 1931


Description

- Locking Pedestal
- Stepped Front
- Legal Width Pedestal
- Box/Box/File in Pedestal

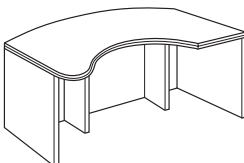
COCKPIT DESK BOW TOP	Left Ped	Right Ped							
	38-4278CLP1	38-4278CRP1	78	42-36	30	36	-	350	62.64 \$ 2529


Description

- Bow Top
- Stepped Front
- Locking Pedestal
- Legal Width Pedestal
- Box/Box/File in Pedestal

NOTE: Tops are non reconfigurable.

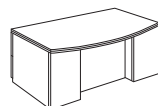
COCKPIT SHELL DESK BOW TOP	Left Ped	Right Ped							
	38-4278CLSH	38-4278CRSH	78	42-36	30	54	-	260	62.64 \$ 2044


Description

- Bow Top
- Stepped Front
- Desk Shell

NOTE: Tops are non reconfigurable.

All pedestal desks shown as left.



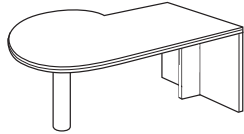
Stepped Front

For ordering options, see back of Resilience Identification card at the beginning of section.

For grommet options, see page 2.

For center drawer options, see page 25.

Item	Model No.		W	D	H	K	R	Ship Wt	Cubic Ft	List Price
P-TOP WITH END SUPPORT CYLINDER BASE	Left Ped	Right Ped								
	38-4272PL	38-4272PR	72	42-36	30	-	-	173	57.94	\$ 1663
	38-3672PL	38-3672PR	72	36-30	30	-	-	170	50.04	\$ 1551


Description

- End Panel Support
- Black Metal Cylinder Base - 4 1/2" Diameter

Options: Specify & Add

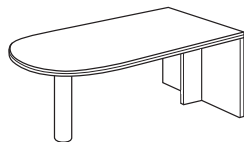
38-HMD	Optional Half Modesty Panel	\$ 55
38-FMD	Optional Full Modesty Panel	\$ 104
38-ALEG	Optional Aluminum Cylinder Base	Included

NOTE: 38-4272PL/PR - For center drawer option with a modesty panel option use 38-1622CD on page 25.

NOTE: 38-3672PL/PR - Center drawer and keyboard options are not applicable with modesty panel option.

NOTE: Not recommended for freestanding use.

D-TOP WITH END SUPPORT CYLINDER BASE	38-3672DU	72	36	30	-	-	170	50.04	\$ 1432
	38-3072DU	72	30	30	-	-	165	42.14	\$ 1301
	38-3066DU	66	30	30	-	-	150	38.72	\$ 1243
	38-3060DU	60	30	30	-	-	135	35.31	\$ 1189


Description

- End Panel Support
- Black Metal Cylinder Base - 4 1/2" Diameter

Options: Specify & Add

		72"	66"	60"
38-ALEG	Optional Aluminum Cylinder Base	Included	Included	Included
38-HMD	Optional Half Modesty Panel	55	55	50
38-FMD	Optional Full Modesty Panel	104	93	82

NOTE: 38-3672DU - For center drawer option with a modesty panel option use 38-1622CD on page 25.

NOTE: 38-3072DU/38-3066DU/38-3060DU - Center drawer and keyboard options are not applicable with modesty panel option.

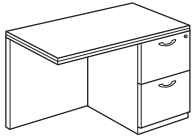
NOTE: Not recommended for freestanding use.

For ordering options, see back of Resilience Identification card at the beginning of section.

For grommet options, see page 2.

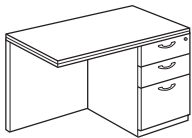
For center drawer options, see page 25.

Item	Model No.	W	D	H	K	R	Ship Wt	Cubic Ft	List Price
EXECUTIVE RETURN FILE/FILE	Left Ped	Right Ped							
	38-2448LF2	38-2448RF2	48	24	30	30	-	150	24.20


Description

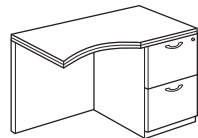
- Locking Pedestal
- Legal Width Pedestal
- File/File in Pedestal
- Grommet in Back Panel

EXECUTIVE RETURN BOX/BOX/FILE	Left Ped	Right Ped								
	38-2448LF1	38-2448RF1	48	24	30	30	-	150	24.20	\$ 1464


Description

- Locking Pedestal
- Legal Width Pedestal
- Box/Box/File in Pedestal
- Grommet in Back Panel

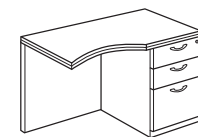
COCKPIT RETURN FILE/FILE	Left Ped	Right Ped								
	38-2442CLF2	38-2442CRF2	42	24	30	24	-	150	24.20	\$ 1544


Description

- Locking Pedestal
- Legal Width Pedestal
- File/File in Pedestal
- Grommet in Back Panel

NOTE: Tops are non reconfigurable.

COCKPIT RETURN BOX/BOX/FILE	Left Ped	Right Ped								
	38-2442CLF1	38-2442CRF1	42	24	30	24	-	150	24.20	\$ 1544


Description

- Locking Pedestal
- Legal Width Pedestal
- Box/Box/File in Pedestal
- Grommet in Back Panel

NOTE: Tops are non reconfigurable.

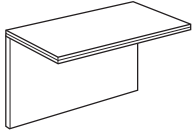
All returns shown as right.

For ordering options, see back of Resilience Identification card at the beginning of section.

For grommet options, see page 2.

For center drawer options, see page 25.

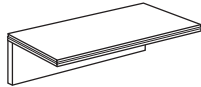
Item	Model No.	W	D	H	K	R	Ship Wt	Cubic Ft	List Price
EXECUTIVE BRIDGE FULL MODESTY	38-2448UF	48	24	30	48	-	79	6.40	\$ 755
	38-2442UF	42	24	30	42	-	74	4.62	\$ 717
	38-2436UF	36	24	30	36	-	68	3.99	\$ 650


Description

- Grommet in Back Panel
- Hinged Back Panel

NOTE: Kneespace options can not be factory installed.

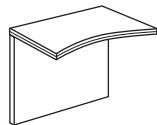
EXECUTIVE BRIDGE HALF MODESTY	38-2448UFH	48	24	11	48	-	59	6.40	\$ 657
	38-2442UFH	42	24	11	42	-	54	4.62	\$ 641
	38-2436UFH	36	24	11	36	-	48	3.99	\$ 575


Description

- Hinged Back Panel

NOTE: Keyboards can not be factory installed.

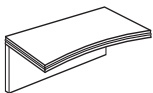
COCKPIT BRIDGE	38-2420CUF	20	24	30	20	-	60	2.31	\$ 590
----------------	------------	----	----	----	----	---	----	------	--------


Description

- Grommet in Back Panel
- Hinged Back Panel

NOTE: Kneespace options are not applicable.

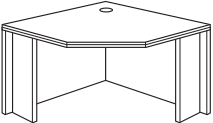
COCKPIT BRIDGE HALF MODESTY	38-2420CUFH	20	24	11	20	-	40	2.31	\$ 553
--------------------------------	-------------	----	----	----	----	---	----	------	--------


Description

- Hinged Back Panel

NOTE: Kneespace options are not applicable.

For ordering options, see back of Resilience Identification card at the beginning of section.

Item	Model No.	W	D	H	K	R	Ship Wt	Cubic Ft	List Price
CORNER UNIT 	38-4242CU Connects to 24" Deep Worksurfaces	42	42	30	25 1/2	-	140	36.00	\$ 1237
	38-3636CU Connects to 24" Deep Worksurfaces	36	36	30	17	-	115	26.80	\$ 986
	38-424230CU Connects to 30" Deep Worksurfaces	42	42	30	17	-	138	35.60	\$ 1379

Description

- Freestanding Support Unit
- Grommet in Top

NOTE: Not all keyboards will fit the 38-3636CU and 38-424230CU. Recommended keyboards are 1-KCWR 1-KCPR and 1-KC.

COCKPIT CORNER UNIT 	38-3636CCU Connects to 24" Deep Worksurfaces	36	36	30	17	-	116	26.60	\$ 1049
---	---	----	----	----	----	---	-----	-------	---------

Description

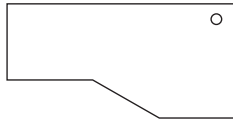
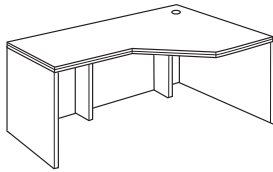
- Freestanding Support Unit
- Grommet in Top

NOTE: Not all keyboards will fit this unit. Recommended keyboards are 1-KCWR, 1-KCPR and 1-KC.

For ordering options, see back of Resilience Identification card at the beginning of section.

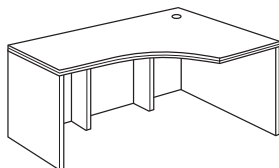
For center drawer options, see page 25.

Item	Model No.	W	D	H	K	R	Ship Wt	Cubic Ft	List Price
EXTENDED CORNER UNIT ANGLED	Left Ped	Right Ped							
	38-3672ECL	38-3672ECR	72	36-24	30	-	-	195	50.04 \$ 1524


Description

- Connects to 24" Deep Component Worksurfaces and Returns
- Grommet in Top

EXTENDED COCKPIT CORNER UNIT CURVED	Left Ped	Right Ped							
	38-3672ECL1	38-3672ECR1	72	36-24	30	-	-	195	50.04 \$ 1524



Description

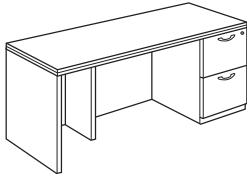
- Connects to 24" Deep Component Worksurfaces and Returns
- Grommet in Top

For ordering options, see back of Resilience Identification card at the beginning of section.

For center drawer options, see page 25.

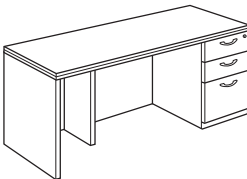
Item	Model No.	W	D	H	K	R	Ship Wt	Cubic Ft	List Price	
EXECUTIVE CREDENZA FILE/FILE	Left Ped	Right Ped								
	38-2472LC2	38-2472RC2	72	24	30	30	-	240	35.60	\$ 1748
	38-2466LC2	38-2466RC2	66	24	30	24	-	230	31.46	\$ 1715




Description

- Locking Pedestal
- Legal Width Pedestal
- File/File in Pedestal
- Grommet in Back Panel

EXECUTIVE CREDENZA BOX/BOX/FILE	Left Ped	Right Ped								
	38-2472LC1	38-2472RC1	72	24	30	30	-	240	35.60	\$ 1748
	38-2466LC1	38-2466RC1	66	24	30	24	-	230	31.46	\$ 1715


Description

- Locking Pedestal
- Legal Width Pedestal
- Box/Box/File in Pedestal
- Grommet in Back Panel

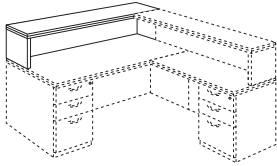
All credenzas shown as right.

For ordering options, see back of Resilience Identification card at the beginning of section.

For grommet options, see page 2.

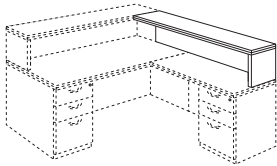
For center drawer options, see page 25.

Item	Model No.	W	D	H	K	R	Ship Wt	Cubic Ft	List Price
TRANSACTION RISER FOR DESKS/CREDENZAS	38-1472TR For use with 72" wide desks only	72	14	12	-	-	75	10.90	\$ 750
	38-1466TR For use with 66" wide desks only	66	14	12	-	-	66	10.00	\$ 725


Description

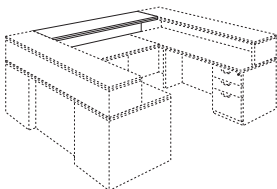
- Freestanding Riser for Desks or Credenzas
- May Be Used in Conjunction with Return Risers or Bridge Risers

TRANSACTION RISER FOR RETURNS	Left Ped	Right Ped	W	D	H	K	R	Ship Wt	Cubic Ft	List Price
	38-1470LU For use with 36" desks and 48" returns	38-1470RU	70	14	12	-	-	50	10.21	\$ 735
	38-1464LU For use with 30" desks and 48" returns	38-1464RU	64	14	12	-	-	45	9.14	\$ 695


Description

- Must Be Used in Conjunction with a Desk Riser

TRANSACTION RISER FOR BRIDGES	38-1480BU For use with 36" desks, 48" bridge and credenza	80	14	12	-	-	50	4.76	\$ 782
	38-1468BU For use with 30" desks, 42" bridge and credenza	68	14	12	-	-	45	4.06	\$ 690


Description

- Must Be Used in Conjunction with Two Desk/Credenza Risers

For ordering options, see back of Resilience Identification card at the beginning of section.


For grommet options, see page 2.

Item	Model No.	W	D	H	K	R	Ship Wt	Cubic Ft	List Price
STORAGE CREDENZA	38-2472SC1	72	24	30	-	-	335	35.60	\$ 2982


Description

- Locking Pedestals
- Legal Width Pedestals
- Box/Box/File in Left Pedestal
- File/File in Right Pedestal
- Adjustable Storage Shelf Behind Doors

STORAGE CREDENZA	38-2472SC2	72	24	30	-	-	335	35.60	\$ 2982
------------------	------------	----	----	----	---	---	-----	-------	---------


Description

- Locking Pedestals
- Legal Width Pedestals
- File/File in Left Pedestal
- Box/Box/File in Right Pedestal
- Adjustable Storage Shelf Behind Doors

STORAGE CREDENZA	38-2472SC3	72	24	30	-	-	335	35.60	\$ 2982
------------------	------------	----	----	----	---	---	-----	-------	---------


Description





- Locking Pedestals
- Legal Width Pedestals
- File/File in Pedestals
- Adjustable Storage Shelf Behind Doors

STORAGE CREDENZA	38-2472SC4	72	24	30	-	-	335	35.60	\$ 2982
------------------	------------	----	----	----	---	---	-----	-------	---------


Description

- Locking Pedestals
- Legal Width Pedestals
- Box/Box/File in Pedestals
- Adjustable Storage Shelf Behind Doors

For ordering options, see back of Resilience Identification card at the beginning of section.

Item	Model No.	W	D	H	K	R	Ship Wt	Cubic Ft	List Price
KNEESPACE CREDENZA 	38-2472KC1	72	24	30	36	-	310	35.60	\$ 2318
	38-2466KC1	66	24	30	30	-	300	31.46	\$ 2286
Description <ul style="list-style-type: none"> • Locking Pedestals • Legal Width Pedestals • Box/Box/File in Left Pedestal • File/File in Right Pedestal • Grommet in Back Panel 									
KNEESPACE CREDENZA 	38-2472KC2	72	24	30	36	-	310	35.60	\$ 2318
	38-2466KC2	66	24	30	30	-	300	31.46	\$ 2286
Description <ul style="list-style-type: none"> • Locking Pedestals • Legal Width Pedestals • File/File in Left Pedestal • Box/Box/File in Right Pedestal • Grommet in Back Panel 									
KNEESPACE CREDENZA 	38-2472KC3	72	24	30	36	-	310	35.60	\$ 2318
	38-2466KC3	66	24	30	30	-	300	31.46	\$ 2286
Description <ul style="list-style-type: none"> • Locking Pedestals • Legal Width Pedestals • File/File in Pedestals • Grommet in Back Panel 									
KNEESPACE CREDENZA 	38-2472KC4	72	24	30	36	-	310	35.60	\$ 2318
	38-2466KC4	66	24	30	30	-	300	31.46	\$ 2286
Description <ul style="list-style-type: none"> • Locking Pedestals • Legal Width Pedestals • Box/Box/File in Pedestals • Grommet in Back Panel 									

For ordering options, see back of Resilience Identification card at the beginning of section.

For center drawer options, see page 25.

Item	Model No.	W	D	H	K	R	Ship Wt	Cubic Ft	List Price
FOUR DRAWER LATERAL FILE	38-2436L4	36	24	55	-	-	310	33.10	\$ 2398


Description

- Locking Drawers
- Anti-Tilt System
- File Drawers Provide Legal or Letter Filing

THREE DRAWER LATERAL FILE	38-2436L3	36	24	42	-	-	237	26.20	\$ 2016
------------------------------	-----------	----	----	----	---	---	-----	-------	---------


Description

- Locking Drawers
- Anti-Tilt System
- File Drawers Provide Legal or Letter Filing

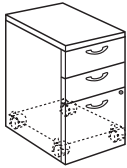
TWO DRAWER LATERAL FILE	38-2436L2	36	24	30	-	-	185	17.90	\$ 1490
----------------------------	-----------	----	----	----	---	---	-----	-------	---------


Description

- Locking Drawers
- Anti-Tilt System
- File Drawers Provide Legal or Letter Filing

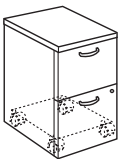
For ordering options, see back of Resilience Identification card at the beginning of section.

Item	Model No.	W	D	H	K	R	Ship Wt	Cubic Ft	List Price
MOBILE PEDESTAL BOX/BOX/FILE	38-1824MP	18	23	28 1/2	-	-	112	9.30	\$ 1011


Description

- Locking Pedestal
- Legal Width Pedestal
- Box/Box/File in Pedestal
- Casters Allow for Easy Moving
- Fits Underneath 30" H Worksurfaces

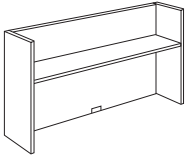
MOBILE PEDESTAL FILE/FILE	38-1824MP2	18	23	28 1/2	-	-	112	9.30	\$ 1011
------------------------------	------------	----	----	--------	---	---	-----	------	---------


Description

- Locking Pedestal
- Legal Width Pedestal
- File/File in Pedestal
- Casters Allow for Easy Moving
- Fits Underneath 30" H Worksurfaces

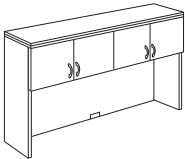
For ordering options, see back of Resilience Identification card at the beginning of section.

Item	Model No.	W	D	H	K	R	Ship Wt	Cubic Ft	List Price
SURFACE MOUNT OPEN HUTCH	38-1472HN	72	14	40 ¹³ / ₁₆	-	-	180	30.70	\$ 618
	38-1466HN	66	14	40 ¹³ / ₁₆	-	-	165	27.07	\$ 579
	38-1436HN	36	14	40 ¹³ / ₁₆	-	-	105	16.70	\$ 446


Description

- Grommet in Back Panel
- 26 1/2" Clearance Below Shelf

SURFACE MOUNT DOOR HUTCH	38-1472HD	72	14	42	-	-	207	30.70	\$ 1568
	38-1466HD	66	14	42	-	-	238	27.07	\$ 1531
	38-1436HD	36	14	42	-	-	108	16.70	\$ 1016

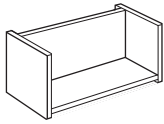

Description

- Storage Behind Four Hinged Wood Doors
- Grommet in Back Panel
- 24 1/2" Clearance Below Doors

For ordering options, see back of Resilience Identification card at the beginning of section.

For tackboard and tasklights, see page 42.


Item	Model No.	W	D	H	K	R	Ship Wt	Cubic Ft	List Price
OPEN STORAGE WALL MOUNT HUTCH	38-1436WN	36	14	12 ¹³ / ₁₆	-	-	50	6.60	\$ 395


Description

- Open Storage
- Mounts to Wall with Mounting Bracket Included

NOTE: Indiana Furniture will not be liable for wall mount hutch units that are not properly installed.

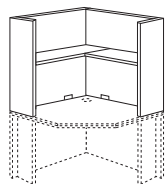
WOOD DOOR WALL MOUNT HUTCH	38-1436WD	36	14	14	-	-	65	6.60	\$ 873
-------------------------------	-----------	----	----	----	---	---	----	------	--------


Description

- Storage Behind Two Hinged Wood Doors
- Mounts to Wall with Mounting Bracket Included

NOTE: Indiana Furniture will not be liable for wall mount hutch units that are not properly installed.

OPEN STORAGE CORNER HUTCH	38-4242CH For Use on 42" Corner Units	42	42	40 ¹³ / ₁₆	-	-	140	48.18	\$ 794
	38-3636CH For Use on 36" Corner Units	36	36	40 ¹³ / ₁₆	-	-	130	35.93	\$ 750


Description

- Storage Shelves
- Two Grommets

For ordering options, see back of Resilience Identification card at the beginning of section.

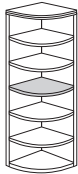
For tackboard and tasklights, see page 42.

Item	Model No.	W	D	H	K	R	Ship Wt	Cubic Ft	List Price
TOP UNIT BOOKCASE	38-1436TU One Adjustable Shelf	36	14	42	-	-	125	16.7	\$ 776


Description

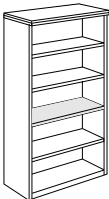
- Bottom Shelf Fixed
- $\frac{3}{4}$ " Thick Shelves

1/4 ROUND BOOKCASES	38-1472QR Four Adjustable Shelves - One Fixed Shelf	14	14	72	-	-	73	10.90	\$ 966
	38-2430QR One Adjustable Shelf	24	24	30	-	-	95	12.03	\$ 848


Description

- $\frac{3}{4}$ " Thick Shelves

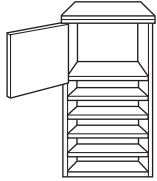
BOOKCASES	38-3672BC Three Adjustable Shelves - One Fixed Shelf	36	14	72	-	-	166	26.80	\$ 1069
	38-3660BC Three Adjustable Shelves	36	14	60	-	-	139	22.40	\$ 920
	38-3642BC Two Adjustable Shelves	36	14	42	-	-	106	16.40	\$ 841
	38-3630BC One Adjustable Shelf	36	14	30	-	-	85	11.08	\$ 755


Description

- $\frac{3}{4}$ " Thick Shelves

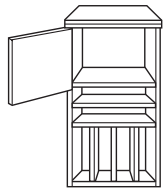
For ordering options, see back of Resilience Identification card at the beginning of section.

Item	Model No.	W	D	H	K	R	Ship Wt	Cubic Ft	List Price
WOOD DOOR STORAGE TOWER	Hinged Left	Hinged Right							
	38-1418HL1	38-1418HR1	18	14	42	-	-	80	9.70 \$ 776


Description

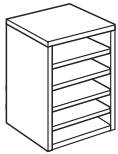
- Storage Behind Wood Door
- Four Adjustable Shelves

ACRYLIC DOOR STORAGE TOWER	Hinged Left	Hinged Right							
	38-1418HL2	38-1418HR2	18	14	42	-	-	80	9.70 \$ 801


Description

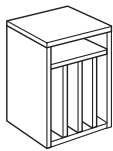
- Storage Behind Wood Door
- One Adjustable Shelf
- Horizontal and Vertical Storage

PORTABLE TOWER UNIT	38-1418HH	18	12 1/4	22	-	-	51	4.40	\$ 486
---------------------	-----------	----	--------	----	---	---	----	------	--------


Description

- Four Adjustable Shelves

PORTABLE TOWER UNIT	38-1418HV	18	12 1/4	22	-	-	51	4.40	\$ 474
---------------------	-----------	----	--------	----	---	---	----	------	--------


Description

- Horizontal and Vertical Storage

For ordering options, see back of Resilience Identification card at the beginning of section.

Item	Model No.	W	D	H	K	R	Ship Wt	Cubic Ft	List Price
STORAGE	Hinged Left	Hinged Right							
	38-1872STL	38-1872STR	18	24	72	-	-	160	22.12 \$ 1792


Description

- Top Section Includes Two Adjustable Shelves Behind Door
- Bottom Section Box/Box/File
- Locking Drawers

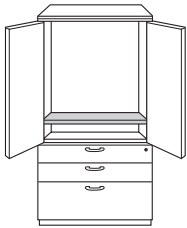
STORAGE UNIT	38-3672SU1	36	24	72	-	-	300	42.02	\$ 2123
--------------	------------	----	----	----	---	---	-----	-------	---------


Description

- Top Section Includes Two Adjustable Shelves Behind Doors
- Bottom Section File/File
- File Drawers Provide Legal or Letter Filing
- Locking Drawers

For ordering options, see back of Resilience Identification card at the beginning of section.

Item	Model No.	W	D	H	K	R	Ship Wt	Cubic Ft	List Price
WOOD DOORS VIDEO CABINET BOX/BOX/FILE	38-3672VC	36	24	72	-	-	300	42.02	\$ 2233

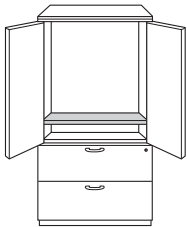

Description

- Top Section Includes an AV Shelf Behind Wood Doors
- Bottom Section Box/Box/File with Letter or Legal Filing Capabilities
- Holds up to 27" TV
- 170° Hinge on Doors
- Grommet in Back Panel
- Locking Drawers

Options: Specify & Add

1-2516TV	Optional Factory Installed Slide Out and Swivel TV Tray	\$ 399
----------	---	--------

WOOD DOORS VIDEO CABINET FILE/FILE	38-3672VC1	36	24	72	-	-	300	42.02	\$ 2240
--	------------	----	----	----	---	---	-----	-------	---------

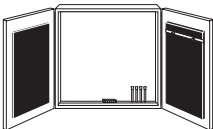

Description

- Top Section Includes an AV Shelf Behind Wood Doors
- Bottom Section File/File with Letter or Legal Filing Capabilities
- Holds up to 27" TV
- 170° Hinge on Doors
- Grommet in Back Panel
- Locking Drawers

Options: Specify & Add

1-2516TV	Optional Factory Installed Slide Out and Swivel TV Tray	\$ 399
----------	---	--------

VISUAL BOARD	38-4848VB	48	5	48	-	-	150	12.20	\$ 1367
--------------	-----------	----	---	----	---	---	-----	-------	---------


Description

- Tackboard on Each Door is Standard in Black Fabric Unless Specified
- Price Valid for Fabric Grades 1, 2 and 3
- Display Rail with Adjustable Hooks for Flipchart
- Flipchart
- Magnetic Porcelain Non-Glare Writing Surface
- Set of Four Dry Markers and Eraser
- Shipped with Appropriate Rails for Mounting

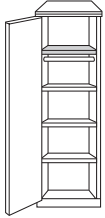
Options: Specify & Add	Grade 4	Grade 5	Grade 6	Grade 7	Grade 8	Grade 9	Grade 10
Tackboard	\$ 156	\$ 226	\$ 300	\$ 402	\$ 514	\$ 644	\$ 788
1-PS	Optional Factory Installed Projection Screen						\$ 587

NOTE: Visual Boards available only in squared edge and chassis colors.

NOTE: Indiana Furniture will not be liable for visual boards that are not properly installed.

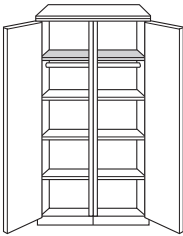
For ordering options, see back of Resilience Identification card at the beginning of section.

Item	Model No.	W	D	H	K	R	Ship Wt	Cubic Ft	List Price
WARDROBE/STORAGE	Hinged Left	Hinged Right							
	38-1872WL	38-1872WR	18	24	72	-	-	160	22.12 \$ 1348


Description

- Top Shelf Fixed
- Coat Rod Under Fixed Shelf
- Three Adjustable Shelves can be Removed for Wardrobe Application

WARDROBE/STORAGE	38-3672WC	36	24	72	-	-	354	43.40	\$ 2292
------------------	-----------	----	----	----	---	---	-----	-------	---------


Description

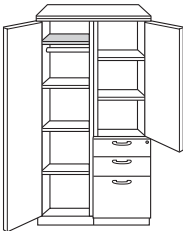
- Two Doors
- Top Shelf Fixed Behind Each Door
- Coat Rod Under Fixed Shelf
- Three Adjustable Shelves Behind Each Door can be Removed for Wardrobe Application

WARDROBE/STORAGE	38-3672WC1	36	24	72	-	-	354	43.40	\$ 2359
------------------	------------	----	----	----	---	---	-----	-------	---------


Description

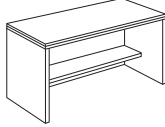
- Right Side - Top Shelf Fixed, Coat Rod, and Three Adjustable Shelves
- Left Side - Top Storage with Two Adjustable Shelves, Bottom Locking Box/Box/File

WARDROBE/STORAGE	38-3672WC2	36	24	72	-	-	354	43.40	\$ 2359
------------------	------------	----	----	----	---	---	-----	-------	---------


Description

- Right Side - Top Storage with Two Adjustable Shelves, Bottom Locking Box/Box/File
- Left Side - Top Shelf Fixed, Coat Rod, and Three Adjustable Shelves

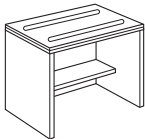
For ordering options, see back of Resilience Identification card at the beginning of section.

Item	Model No.	W	D	H	K	R	Ship Wt	Cubic Ft	List Price
COMPUTER WORK TABLE 	38-2454CW	54	24	30	52	-	135	25.91	\$ 1016
	38-2448CW	48	24	30	46	-	125	23.13	\$ 943
	38-2436CW	36	24	30	34	-	115	17.58	\$ 801
	38-2430CW	30	24	30	28	-	105	14.81	\$ 769

Description

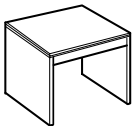
- Fixed Shelf
- Grommet in Back Panel

PRINTER TABLE	38-2436PT	36	24	30	-	-	125	17.58	\$ 920
----------------------	-----------	----	----	----	---	---	-----	-------	--------

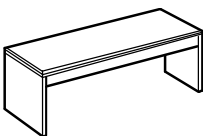

Description

- Fixed Shelf for Paper Feed or Paper Catch
- Accommodates Various Size Printers
- Two Paper Slots

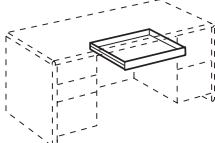
LAMP TABLE	38-2430LT	30	24	22	-	-	75	2.53	\$ 730
-------------------	-----------	----	----	----	---	---	----	------	--------

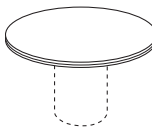


MAGAZINE TABLE	38-2448MT	48	24	16	-	-	85	3.95	\$ 854
-----------------------	-----------	----	----	----	---	---	----	------	--------

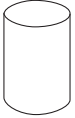
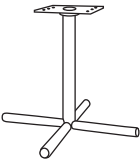
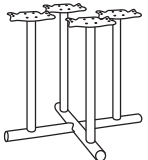
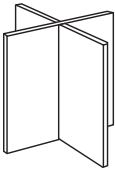


For ordering options, see back of Resilience Identification card at the beginning of section.

Item	Model No.	W	D	H	K	R	Ship Wt	Cubic Ft	List Price	
	CENTER DRAWER	38-2122CD	22	21	2 3/4	-	-	12	1.90	\$ 145
		38-1622CD	22	16	2 3/4	-	-	7	1.30	\$ 132
	For Use with 36" D-Top Units and 42" P-Top Units with Modesty Panels									
Description										
• Center Drawer										
Options: Specify & Add										
Factory Installed										\$ 114

	CIRCULAR TABLE	38-4848CT	48	48	1 3/16	-	-	63	5.70	\$ 1005
		Accommodates 5 Chairs								
		38-4242CT	42	42	1 3/16	-	-	40	4.40	\$ 960
		Accommodates 4 Chairs								
		38-3636CT	36	36	1 3/16	-	-	37	3.13	\$ 730
		Accommodates 3 Chairs								
	Description									
	• Single Base Required									

For ordering options, see back of Resilience Identification card at the beginning of section.

Item	Model No.	W	D	H	K	R	Ship Wt	Cubic Ft	List Price
CYLINDER BASE	38-2020CB For Use on 48" and 42" Round Tables	20	20	28 1/2	-	-	134	11.10	\$ 812
	38-1616CB For Use on 36" Round Table	16	16	28 1/2	-	-	101	7.20	\$ 748
 Description <ul style="list-style-type: none"> Veneer Cylinder Base Weighted for Stability 									
BLACK METAL BASE	38-0400MB For Use on 42" and 36" Round Tables	32	32	27 3/4	-	-	24	5.20	\$ 556
 Description <ul style="list-style-type: none"> Shipped KD - Some Assembly Required 									
BLACK METAL BASE	38-0404MB	36	36	27 3/4	-	-	35	3.00	\$ 828
 Description <ul style="list-style-type: none"> Shipped KD - Some Assembly Required 									
X BASE	38-2424XB	24	24	28 1/2	-	-	43	2.70	\$ 545
 Description <ul style="list-style-type: none"> Laminate X Base Shipped KD - Some Assembly Required 									

For ordering options, see back of Resilience Identification card at the beginning of section.

RESILIENCE 3800 SERIES

Modular Components

Item	Model No.	W	D	H	K	R	Ship Wt	Cubic Ft	List Price
BOW TOP WORKSURFACE	38-4272BWT	72	42-36	1 ³ / ₁₆	-	-	125	7.13	\$ 1407
	38-3672BWT	72	36-30	1 ³ / ₁₆	-	-	110	6.16	\$ 1340


Description

- Shaped on Four Sides

DESK WORKSURFACE	38-3672TP	72	36	1 ³ / ₁₆	-	-	115	6.16	\$ 906
------------------	-----------	----	----	--------------------------------	---	---	-----	------	--------


Description


- Shaped on Four Sides

For ordering options, see back of Resilience Identification card at the beginning of section.

For grommet options, see page 2.

RESILIENCE 3800 SERIES

Modular Components

Item	Model No.	W	D	H	K	R	Ship Wt	Cubic Ft	List Price
WORKSURFACE 30" DEEP 	38-3084TP	84	30	1 ³ / ₁₆	-	-	95	5.30	\$ 1005
	38-3078TP	78	30	1 ³ / ₁₆	-	-	90	4.93	\$ 966
	38-3072TP	72	30	1 ³ / ₁₆	-	-	85	4.57	\$ 887
	38-3066TP	66	30	1 ³ / ₁₆	-	-	80	4.17	\$ 854
	38-3060TP	60	30	1 ³ / ₁₆	-	-	75	3.80	\$ 787
	38-3054TP	54	30	1 ³ / ₁₆	-	-	70	3.43	\$ 742
	38-3048TP	48	30	1 ³ / ₁₆	-	-	60	3.06	\$ 657
	38-3042TP	42	30	1 ³ / ₁₆	-	-	55	2.69	\$ 650

Description


- Shaped on Four Sides
- For Use on 30" Deep Pedestals
- When 30" Deep Modular Tops have a Kneespace of 60" or More a Support T Panel is Needed to Support the Top

For ordering options, see back of Resilience Identification card at the beginning of section.

For grommet options, see page 2.

RESILIENCE 3800 SERIES

Modular Components

Item	Model No.	W	D	H	K	R	Ship Wt	Cubic Ft	List Price
WORKSURFACE 24" DEEP 	38-24108TP	108	24	1 ³ / ₁₆	-	-	110	5.53	\$ 1005
	38-24102TP	102	24	1 ³ / ₁₆	-	-	105	5.22	\$ 894
	38-2496TP	96	24	1 ³ / ₁₆	-	-	100	4.93	\$ 867
	38-2490TP	90	24	1 ³ / ₁₆	-	-	95	4.62	\$ 841
	38-2484TP	84	24	1 ³ / ₁₆	-	-	90	4.33	\$ 807
	38-2478TP	78	24	1 ³ / ₁₆	-	-	85	4.01	\$ 763
	38-2472TP	72	24	1 ³ / ₁₆	-	-	80	3.74	\$ 702
	38-2466TP	66	24	1 ³ / ₁₆	-	-	75	3.43	\$ 677
	38-2460TP	60	24	1 ³ / ₁₆	-	-	70	3.12	\$ 590
	38-2454TP	54	24	1 ³ / ₁₆	-	-	65	2.82	\$ 584
	38-2448TP	48	24	1 ³ / ₁₆	-	-	55	2.52	\$ 518
	38-2442TP	42	24	1 ³ / ₁₆	-	-	50	2.21	\$ 479
	38-2436TP	36	24	1 ³ / ₁₆	-	-	45	1.91	\$ 439
	38-2430TP	30	24	1 ³ / ₁₆	-	-	36	1.61	\$ 414
	38-2418TP	18	24	1 ³ / ₁₆	-	-	28	1.03	\$ 349

Description

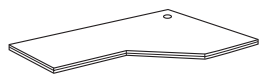
- Shaped on Four Sides
- For Use on 24" Deep Pedestals/Files
- When 24" Deep Modular Tops have a Kneespace of 60" or More a Support T Panel is Needed to Support the Top

For ordering options, see back of Resilience Identification card at the beginning of section.

For grommet options, see page 2.


RESILIENCE 3800 SERIES

Modular Components

Item	Model No.		W	D	H	K	R	Ship Wt	Cubic Ft	List Price
EXTENDED CORNER ANGLED TOP 	Left Top	Right Top								
	38-3672ETL	38-3672ETR	72	36-24	1 ³ / ₁₆	-	-	95	6.16	\$ 894
	38-3066ETL	38-3066ETR	66	30-24	1 ³ / ₁₆	-	-	60	4.08	\$ 860

Description

- Extended Corner Top Worksurface
- Grommet in Top
- Shaped on All Sides

EXTENDED CORNER COCKPIT TOP 	Left Top	Right Top								
	38-3672ETL1	38-3672ETR1	72	36-24	1 ³ / ₁₆	-	-	95	6.16	\$ 894
	38-3066ETL1	38-3066ETR1	66	30-24	1 ³ / ₁₆	-	-	60	4.08	\$ 860

Description

- Extended Corner Top Worksurface
- Grommet in Top
- Shaped on All Sides

For ordering options, see back of Resilience Identification card at the beginning of section.

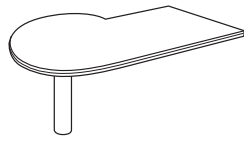
For grommet options, see page 2.

RESILIENCE 3800 SERIES

Modular Components

Item	Model No.	W	D	H	K	R	Ship Wt	Cubic Ft	List Price
------	-----------	---	---	---	---	---	---------	----------	------------

P-TOP WITH CYLINDER BASE	Left Top	Right Top							
	38-4272TL	38-4272TR	72	42-36	30	-	-	120	7.13 \$ 1447



38-3672TL	38-3672TR	72	36-30	30	-	-	115	6.16	\$ 1320
-----------	-----------	----	-------	----	---	---	-----	------	---------

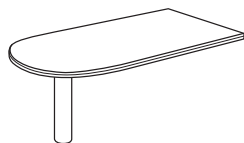
Description

- Black Metal Cylinder Base - 4 1/2" Diameter
- Shipped KD

Options: Specify & Add

38-ALEG	Optional Aluminum Cylinder Base	Included
---------	---------------------------------	----------

D-TOP WITH CYLINDER BASE	38-3672DR	72	36	30	-	-	115	6.16	\$ 1221
-----------------------------	-----------	----	----	----	---	---	-----	------	---------



38-3072DR	72	30	30	-	-	110	4.57	\$ 1137
-----------	----	----	----	---	---	-----	------	---------

38-3066DR	66	30	30	-	-	105	4.17	\$ 1005
-----------	----	----	----	---	---	-----	------	---------

Description

- Black Metal Cylinder Base - 4 1/2" Diameter
- Shipped KD

Options: Specify & Add


38-ALEG	Optional Aluminum Cylinder Base	Included
---------	---------------------------------	----------

For ordering options, see back of Resilience Identification card at the beginning of section.

For grommet options, see page 2.


RESILIENCE 3800 SERIES

Modular Components

Item	Model No.	W	D	H	K	R	Ship Wt	Cubic Ft	List Price
PEDESTAL BOX/BOX/FILE 	38-3618PD1	18	36	28 ⁵ / ₁₆	-	-	139	13.08	\$ 1104
	38-3018PD1	18	30	28 ⁵ / ₁₆	-	-	108	12.60	\$ 1092
	38-2418PD1	18	24	28 ⁵ / ₁₆	-	-	93	9.00	\$ 953

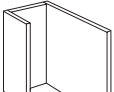
Description

- Locking
- Box/Box/File
- Finished Back

PEDESTAL FILE/FILE 	38-3618PD2	18	36	28 ⁵ / ₁₆	-	-	139	13.08	\$ 1104
	38-3018PD2	18	30	28 ⁵ / ₁₆	-	-	108	12.60	\$ 1092
	38-2418PD2	18	24	28 ⁵ / ₁₆	-	-	93	9.00	\$ 953

Description

- Locking
- File/File
- Finished Back

PEDESTAL SHELL 	38-3618PD3	18	36	28 ⁵ / ₁₆	-	-	45	13.08	\$ 433
	38-3018PD3	18	30	28 ⁵ / ₁₆	-	-	48	12.60	\$ 386
	38-2418PD3	18	24	28 ⁵ / ₁₆	-	-	40	9.00	\$ 329

Description


- Used to Complete Single Pedestal Configurations
- Can be Used as Left Pedestal Shell or Right Pedestal Shell
- Finished Back

For ordering options, see back of Resilience Identification card at the beginning of section.

RESILIENCE 3800 SERIES

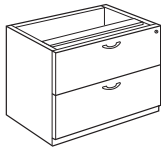
Modular Components

Item	Model No.	W	D	H	K	R	Ship Wt	Cubic Ft	List Price
CREDENZA/RETURN PEDESTAL DOOR BOOKCASE	Hinged Left								
	Hinged Right								
	38-2418PD4L 38-2418PD4R	18	24	28 ⁵ / ₁₆	-	-	70	9.60	\$ 630


Description


- Adjustable Shelf

LATERAL FILE FILE/FILE	38-2436LF1	36	24	28 ⁵ / ₁₆	-	-	154	18.50	\$ 1164
---------------------------	------------	----	----	---------------------------------	---	---	-----	-------	---------


Description


- Locking
- Anti-Tilt System
- Finished Back

LATERAL FILE BOX/BOX/FILE/LATERAL	38-2436LF2	36	24	28 ⁵ / ₁₆	-	-	181	18.50	\$ 1214
--------------------------------------	------------	----	----	---------------------------------	---	---	-----	-------	---------


Description

- Locking File Drawers Only
- Finished Back

LATERAL FILE FILE/FILE/LATERAL	38-2436LF4	36	24	28 ⁵ / ₁₆	-	-	154	18.50	\$ 1214
-----------------------------------	------------	----	----	---------------------------------	---	---	-----	-------	---------


Description

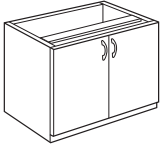
- Locking File Drawers
- Finished Back

For ordering options, see back of Resilience Identification card at the beginning of section.

RESILIENCE 3800 SERIES

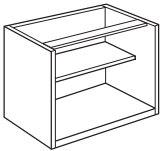
Modular Components

Item	Model No.	W	D	H	K	R	Ship Wt	Cubic Ft	List Price
DOOR BOOKCASE	38-2436DB	36	24	28 ⁵ / ₁₆	-	-	104	18.00	\$ 787


Description


- Adjustable Shelf
- Shelf 12 ¹/₈" Deep
- Finished Back

OPEN BOOKCASE	38-2436BC	36	24	28 ⁵ / ₁₆	-	-	96	18.00	\$ 630
---------------	-----------	----	----	---------------------------------	---	---	----	-------	--------


Description

- Adjustable Shelf
- Shelf 12 ¹/₈" Deep
- Finished Back

FOUR DRAWER FILE	38-2436QF	36	24	53 ⁵ / ₁₆	-	-	205	31.59	\$ 2069
------------------	-----------	----	----	---------------------------------	---	---	-----	-------	---------


Description

- Four File Drawers
- Locking
- Anti-Tilt System
- Finished Back

THREE DRAWER FILE	38-2436TF	36	24	40 ⁵ / ₁₆	-	-	180	25.90	\$ 1826
-------------------	-----------	----	----	---------------------------------	---	---	-----	-------	---------

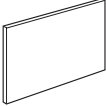

Description

- Three File Drawers
- Locking
- Anti-Tilt System
- Finished Back

For ordering options, see back of Resilience Identification card at the beginning of section.

RESILIENCE 3800 SERIES

Modular Components

Item	Model No.	W	D	H	K	R	Ship Wt	Cubic Ft	List Price
MODESTY PANEL 	38-5428BP	54	3/4	28 5/16	-	-	65	3.74	\$ 335
	38-4828BP	48	3/4	28 5/16	-	-	55	3.34	\$ 322
	38-4228BP	42	3/4	28 5/16	-	-	50	2.91	\$ 309
	38-3628BP	36	3/4	28 5/16	-	-	45	2.55	\$ 288
	38-3028BP	30	3/4	28 5/16	-	-	30	2.12	\$ 276
	38-2428BP	24	3/4	28 5/16	-	-	18	1.72	\$ 251
	38-1828BP	18	3/4	28 5/16	-	-	12	1.36	\$ 217

Description

- Shipped with Attachment Hardware
- Modesty Panels are Used in Conjunction with Component Worksurfaces and Component Pedestals and Files to Create a Fully Enclosed Kneespace in Desk, Bridge, Return or Credenza Applications

For ordering options, see back of Resilience Identification card at the beginning of section.

RESILIENCE 3800 SERIES

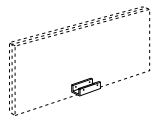
Modular Components

Item	Model No.	W	D	H	K	R	Ship Wt	Cubic Ft	List Price
SUPPORT T	38-1010SP	10	10	28 5/16	-	-	13	.90	\$ 192


Description

- Support "T" is Required for Added Support in the Center of Long Worksurfaces Where Pedestals or Files are Not Used for Support. Required for Use When Kneespace Area is 60" or More
- Finished on All Sides

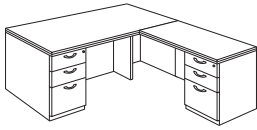
GANGING BRACKET	38-0104GB	4	1 1/2	1 1/4	-	-	1	-	\$ 32
-----------------	-----------	---	-------	-------	---	---	---	---	-------


Description

- Attaches Pedestals and Files without Defacing Visible Areas of Units Allowing for Future Reconfigurability
- Optional Ganging Brackets can be Used to Attach Two or More Pedestals or Files in Side by Side Configuration

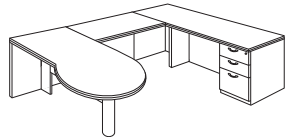
For ordering options, see back of Resilience Identification card at the beginning of section.

Item	Model No.	W	D	H	K	R	Ship Wt	Cubic Ft	List Price
EXECUTIVE "L"	38-1	72	84	30	-	-	420	75.90	\$ 3519


Consists of:
Qty

38-3672LP1	1	• Left Pedestal Desk	\$ 2055
38-2448RF1	1	• Executive Right Return	\$ 1464

EXECUTIVE "U" P-TOP	38-3	72	114	30	-	-	491	97.43	\$ 4166
------------------------	------	----	-----	----	---	---	-----	-------	---------


Consists of:
Qty

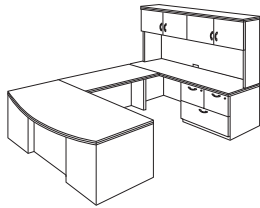
38-4272PL	1	• P-Top with End Support Cylinder Base and Modesty Panel	\$ 1663
38-2448UF	1	• Executive Bridge Unit	\$ 755
38-2472RC1	1	• Right Pedestal Credenza	\$ 1748

All pedestal desks shown as left.
 All returns shown as right.

For ordering options, see back of Resilience Identification card at the beginning of section.
 For grommet options, see page 2.

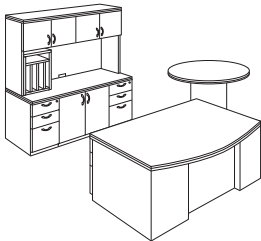
Item	Model No.	W	D	H	K	R	Ship Wt	Cubic Ft	List Price
------	-----------	---	---	---	---	---	---------	----------	------------

EXECUTIVE WORKSTATION	38-7	72	114	72	-	-	930	124.13	\$ 7149
-----------------------	------	----	-----	----	---	---	-----	--------	---------


Consists of:
Qty

38-4272LP1	1	• Bow Top Left Pedestal Desk	\$ 2364
38-2448UF	1	• Bridge Unit	\$ 755
38-2472TP	1	• Component Top	\$ 702
38-2436LF4	1	• Component Lateral File	\$ 1214
38-2418PD3	1	• Pedestal Shell	\$ 329
38-1828BP	1	• Modesty Panel	\$ 217
38-1472HD	1	• Door Hutch	\$ 1568

EXECUTIVE OFFICE	38-8	72	114	72	-	-	1215	142.17	\$ 9639
------------------	------	----	-----	----	---	---	------	--------	---------

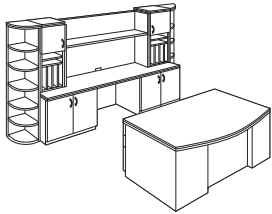

Consists of:
Qty

38-4272DP4	1	• Double Pedestal/Bow Front Desk	\$ 2798
38-24725C4	1	• Storage Credenza	\$ 2982
38-1472HD	1	• Door Hutch	\$ 1568
38-1418HV	1	• Portable Tower Unit	\$ 474
38-4848CT	1	• Circular Table Top	\$ 1005
38-2020CB	1	• Cylinder Base	\$ 812

For ordering options, see back of Resilience Identification card at the beginning of section.

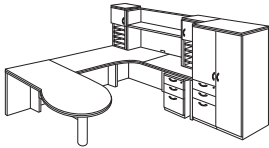
For grommet options, see page 2.

Item	Model No.	W	D	H	K	R	Ship Wt	Cubic Ft	List Price
EXECUTIVE OFFICE	38-9	144	114	72	-	-	1215	166.05	\$ 9817



<u>Consists of:</u>	<u>Qty</u>		
38-4272DP1	1	• Double Pedestal/Bow Front Desk	\$ 2798
38-2436DB	2	• Component Door Bookcase	\$ 1574
38-24108TP	1	• Component Top	\$ 1005
38-1418HL2	1	• Tower Unit	\$ 801
38-1418HR2	1	• Tower Unit	\$ 801
38-1472HN	1	• Open Hutch	\$ 618
38-1472QR	2	• Quarter Round Bookcase	\$ 1932
38-3628BP	1	• Back Panel	\$ 288

EXECUTIVE "U" WORKSTATION	38-11	108	114	72	-	-	1183	188.59	\$ 9678
---------------------------	-------	-----	-----	----	---	---	------	--------	---------

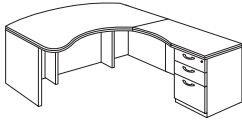


<u>Consists of:</u>	<u>Qty</u>		
38-4272PL	1	• Left P Unit with End Panel Cylinder Base and Modesty Panel	\$ 1663
38-3672ETL1	1	• Extended Corner Cockpit Top	\$ 894
38-3618PD3	1	• Pedestal Shell	\$ 433
38-5428BP	1	• Back Panel	\$ 335
38-2436TP	1	• Component Top	\$ 439
38-2418PD3	1	• Pedestal Shell	\$ 329
38-1828BP	1	• Modesty Panel	\$ 217
38-1418HL1	1	• Storage Tower	\$ 776
38-1436HN	1	• Open Hutch	\$ 446
38-1418HR1	1	• Storage Tower	\$ 776
38-3672WC1	1	• Wardrobe/Storage Cabinet	\$ 2359
38-1824MP	1	• Mobile Pedestal	\$ 1011

For ordering options, see back of Resilience Identification card at the beginning of section.

For grommet options, see page 2.

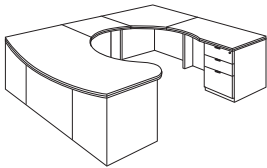
Item	Model No.	W	D	H	K	R	Ship Wt	Cubic Ft	List Price
EXECUTIVE "L" COCKPIT SHELL BOW TOP	38-13	78	84	30	-	-	470	83.00	\$ 3588


Consists of:
Qty

38-4278CLSH	1	• Executive Left Cockpit Shell	\$ 2044
38-2442CRF1	1	• Cockpit Right Return	\$ 1544

NOTE: Tops are non-reconfigurable.

EXECUTIVE "U" COCKPIT SHELL	38-17	78	98	30	-	-	665	111.00	\$ 5227
-----------------------------	-------	----	----	----	---	---	-----	--------	---------


Consists of:
Qty

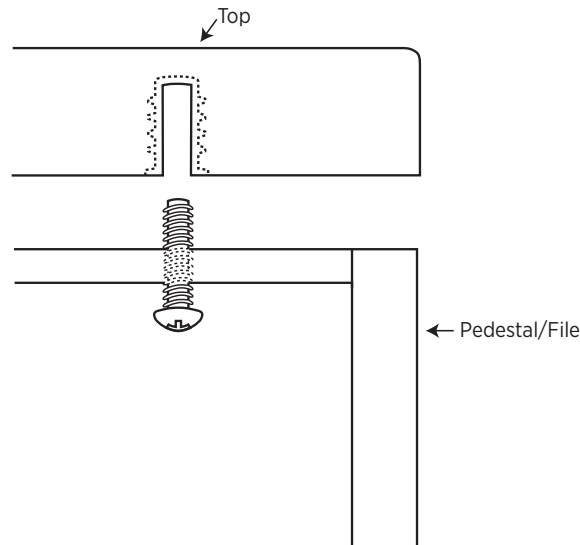
38-4278CLSH	1	• Executive Left Cockpit Shell	\$ 2044
38-2420CUF	1	• Cockpit Bridge	\$ 590
38-3636CCU	1	• Cockpit Corner Unit	\$ 1049
38-2442CRF1	1	• Cockpit Right Return	\$ 1544

NOTE: Tops are non-reconfigurable.

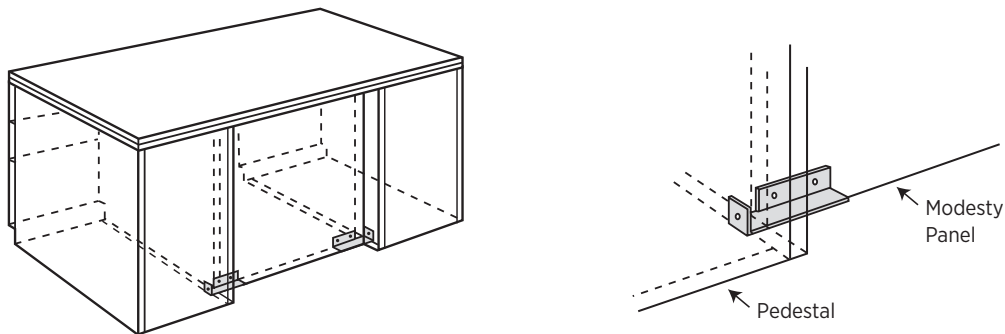
For ordering options, see back of Resilience Identification card at the beginning of section.

HOW PEDESTALS AND FILES ARE ATTACHED TO TOPS

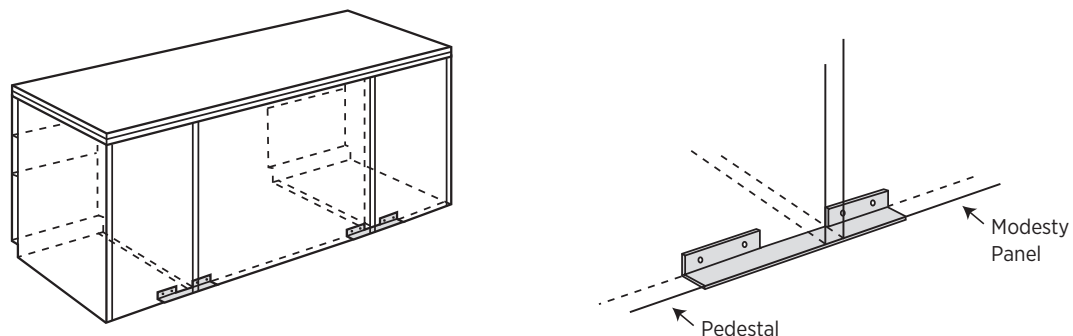
Pedestals and files are attached to tops by metal to metal fasteners. This is for the future reconfigurability of units. The diagram shows how tops are fastened with metal inserts into each top. Metal inserts are placed in all possible locations of the top for any pedestal or file configuration. Post and Cam systems are also used for the attachment of tops to pedestals and files.


HOW DESK MODESTY PANELS ARE ATTACHED TO PEDESTALS

Desk modesty panels are attached to pedestals by metal brackets. The diagram shows the bracket connecting the modesty panel to the inside of the pedestal in the kneespace. When ordering assembled units, these brackets are already used to assemble the unit. When specifying component modesty panels, two brackets will ship with each modesty panel for field assembly.


HOW CREDENZA/RETURN MODESTY PANELS ARE ATTACHED

Credenza/Return modesty panels are attached to pedestals and files by metal brackets. The diagram shows the bracket connecting the modesty panel to the inside of the pedestal or file in the kneespace. When ordering assembled units, these brackets are already used to assemble the unit. When specifying component modesty panels, two brackets will ship with each modesty panel for field assembly.



TACKBOARD: SURFACE MOUNTED HUTCHES

Size	Model #	COM ydg	COM, Grade 1, 2 or 3 List Price	Grade 4 List Price	Grade 5 List Price	Grade 6 List Price	Grade 7 List Price	Grade 8 List Price	Grade 9 List Price	Grade 10 List Price
36"	TB-3836H	1.25	\$ 213	\$ 311	\$ 354	\$ 401	\$ 464	\$ 534	\$ 616	\$ 706
66"	TB-3866H	2.0	\$ 296	\$ 452	\$ 522	\$ 596	\$ 698	\$ 810	\$ 940	\$ 1084
72"	TB-3872H	2.25	\$ 315	\$ 491	\$ 569	\$ 653	\$ 767	\$ 893	\$ 1040	\$ 1202

TACKBOARD: WALL MOUNTED HUTCHES

Size	Model #	COM ydg	COM, Grade 1, 2 or 3 List Price	Grade 4 List Price	Grade 5 List Price	Grade 6 List Price	Grade 7 List Price	Grade 8 List Price	Grade 9 List Price	Grade 10 List Price
36"	TB-0136W	1.25	\$ 241	\$ 339	\$ 382	\$ 429	\$ 492	\$ 562	\$ 644	\$ 734

TACKBOARD: CORNER UNIT HUTCHES

Size	Model #	COM ydg	COM, Grade 1, 2 or 3 List Price	Grade 4 List Price	Grade 5 List Price	Grade 6 List Price	Grade 7 List Price	Grade 8 List Price	Grade 9 List Price	Grade 10 List Price
36"	TB-3836CH	2.5	\$ 351	\$ 546	\$ 634	\$ 726	\$ 854	\$ 994	\$ 1156	\$ 1336
42"	TB-3842CH	2.5	\$ 358	\$ 553	\$ 641	\$ 733	\$ 861	\$ 1001	\$ 1163	\$ 1343

TASKLIGHTS

Size	Model #	List Price
24"	TL-0824	\$ 212
48"	TL-0848	\$ 254
