

Casegoods

Revolutions | Centennial | Resilience



IndianaTM
FURNITURE

Always Adaptable.

Change comes easily with a suite of modular casegoods that offer unsurpassed configuration flexibility, adaptability and expandability for high profile areas and professional work spaces. Re-orient existing components to adapt a different desk silhouette. Expand by adding storage components or worksurfaces as business needs grow.

Revolutions: Espresso Walnut (EW) veneer with Aluminum Arc (AAC) pull and Tail edge profile (Z), with Elevate hutches and Aura Conference wardrobes. Tackboard fabric: Momentum Caption, Fox-Trot. **Seating:** Marquee 424 with Aluminum frame and Espresso Walnut arm caps. Fabric: Momentum Canter, Ancho.



Open Thinking.

Complement Revolutions casegoods with Aura Reception components that can be configured both to enhance user privacy and facilitate tasks. Select from modesty panel options for a look that blends into the environment or provides an attention-getting contrast.

Revolutions: Java Wenge (JW) veneer and Sugar Cookie (SC) hutch doors with Aluminum Orbit (AOR) pull and Square edge profile (Y), with Gesso hutch and Aura Conference storage cabinet. Tackboard fabric: Momentum Via, Cayenne. **Seating:** Marquee 422 with Sugar Cookie (SC) frame. Fabric: Momentum Canter, Ancho. **Aura Reception:** Java Wenge (JW) veneer and Sugar Cookie (SC) modesty panel and Square edge profile (Y).



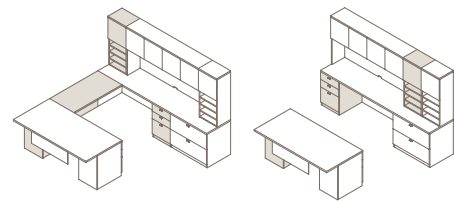
The deep drawers and storage of Aura components enable open reception areas to function well as work spaces.

Aura Reception: Java Wenge (JW) veneer with glass transaction top, Aluminum Orbit (AOR) pull and Square edge profile (Y). Tackboard fabric: Momentum Via, Cayenne.

Option-Rich.

The clean aesthetic is accentuated in a broad selection of finely crafted veneers. The industry's strongest, most scratch-resistant top-coating, UV Advantage™, is applied before furniture assembly for complete coverage. Choose from an array of modular components and further define the look from a choice of edge and pull options.

Revolutions: Bourbon Cherry (BC) veneer with Aluminum Bar (ABR) pull and Square edge profile (Y). **Seating:** Clutch 582 with Aluminum frame. Fabric: Spradling Dolce, White.



Executive U group with open corner credenza and workwall...

easily converted to executive double pedestal desk with kneespace credenza.



Pre-set metal insert systems under component tops enable quick, clean conversion of the credenza setup, so it's easy to redefine the workstation.

Revolutions: Bourbon Cherry (BC) veneer with Aluminum Bar (ABR) pull and Square edge profile (Y), with Gesso modesty panel. Tackboard fabric: Mayer Strata, Ecru.

Executive Style.

Birdseye Maple and Figured Anigre veneers define this distinctive, sophisticated collection. Aside from the meticulous craftsmanship, Centennial offers options for reconfiguration uncommon to its class. Extremely functional work spaces, impressively built-out wall unit components and large, deep drawers serve executive needs practically and beautifully.

Centennial: Dark Anigre (DA) veneer with Aluminum Ramp (ARM) pull and Bevel edge profile (B). Tackboard fabric: Mayer Strata, Ecrú. **Seating:** Marquee 422 with Sugar Cookie (SC) frame. Fabric: Ultrafabrics Ultraleather, Milkweed.





Centennial

Perfectly Finished.

The beauty is more than skin deep, with the industry's most durable, scratch resistant UV Advantage™ finish applied before components are assembled. Quality veneers cover all surfaces, eliminating worry for future reconfiguration.

Centennial: Light Maple Birdseye (LM) veneer with Aluminum Swag (ASW) pull and Square edge profile (Y), with Gesso hutch and Luxe storage. Tackboard fabric: Momentum Course, Rime. **Seating:** Marquee 424 with Aluminum frame. Fabric: Conneaut Showcase Eco, Concrete.



Innovative fasteners enable quick, clean conversion of pedestals, worksurfaces and back panel components as user needs evolve.

Centennial: Light Maple Birdseye (LM) veneer with Aluminum Swag (ASW) pull and Square edge profile (Y), with Gesso hutch. Tackboard fabric: Momentum Course, Rime. **Guest Seating:** Marquee 420. Fabric: Conneaut Showcase Eco, Concrete with Momentum Course, Rime.



Centennial

A Refined Mix.

High design meets a fresh palette of materials: Exotic veneers on tops, doors and drawer fronts add character. Cool metal accents add reflection, while frosted glass adds ambiance. Across the collection, modular components, edge and pull options add to the visual drama and invite individualization.

Centennial: Golden Anigre (GA) veneer with Aluminum Halo (AHL) pull and Flute edge profile (X). Tackboard fabric: Mayer Strata, Ecrú. **Seating:** Marquee 422 with Sugar Cookie (SC) frame. Fabric: Ultrafabrics Ultraleather, Milkweed.



Conferencing options go luxe with a refined mix of fine Anigre or Birdseye Maple veneer and frosted glass accents.

Luxe Conference: Golden Anigre (GA) veneer with Aluminum Halo (AHL) pull and Flute edge profile (X). **Seating:** Marquee 422 with Sugar Cookie (SC) frame. Fabric: Ultrafabrics Ultraleather, Milkweed.

Laminate: Durability Plus.

Quality construction and high-pressure laminate worksurfaces make Resilience a super-durable, high-performance and affordable choice for a broad range of applications, from lobby to conference, open plan and private office environments.

Resilience: Studio Teak (TK) laminate with Aluminum Orbit (AOR) pull and Flute edge profile (K), with Canvas hutch and towers. **Seating:** Clutch 584 with Aluminum frame. Fabric: Spradling Dolce, White.



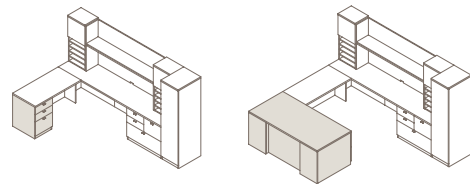


Resilience

Flexible Forms.

An expansive offering of modular components brings unlimited configuration options, all easily changed as space or user needs evolve. Worksurfaces and non-handed components feature a six-inch increment system of pre-installed metal inserts that make it easy to add, subtract or exchange components without defacing the laminate.

Resilience: Golden Cherry (GC) and Designer White (WH) laminate with Pewter Arch (PTA) pull and Square edge profile (L). Tackboard fabric: Momentum Kinney, Nectar. **Seating:** Clutch 584 with Aluminum frame. Fabric: Spradling Dolce, White.



Managerial workstations take on an executive appeal...

by adding a bridge, modesty panel, and false pedestal to create a U-group.



Re-orient a desk or extend a workspace to accommodate different functions by adding or subtracting components.



Multiple Personalities.

In addition to their tough nature, high-pressure laminate worksurfaces provide a wealth of affordable design options. Select contrasting surfaces to bring the space a dynamic sensibility or keep the look uniform for traditional environments. Further define the style from a generous selection of pulls and edge options.

Resilience: Sugar Maple (SM) and Designer White (WH) laminate with Pewter Arch (PTA) pull and Square edge profile (L), with Canvas hutch, towers and tackboards. Tackboard fabric: Momentum Lineup, Spice. **Seating:** Pavia 972 with Aluminum frame. Fabric: Momentum Vox, Snap.

Revolutions

Features



DRAWER SLIDES/FILING
Desk file drawers feature 150 lb. heavy-duty, full-extension slides that support heavy loads. Desk file drawers allow for double letter side-to-side, single legal front-to-back or single legal side-to-side filing.



MODULAR CONNECTION
Innovative attachments facilitate the exchange of pedestals and modesty panels.



MODULAR TOPS
A six-inch pre-installed metal insert worksurface system allows for complete modularity and reconfigurability of components. These inserts allow non-handed pedestals, work-surfaces, and modesty panels to be fastened together without defacing veneer surfaces.















LOCKING
The desk pedestal locking mechanism ensures privacy of multiple drawers and files with the turn of one key. Removable lock cores allow for rekeying at a later date.

Details

- Select grade Walnut, Maple, Cherry, and Java Wenge veneers with a choice of twelve finishes.
- Hardwood edge rims with mitered corners provide a solid, lasting top with a consistent finish appearance.
- A durable, hard, UV Advantage finish process accentuates grain clarity and provides superior resistance to normal worksurface wear.
- Tops, end panels, and modesty panels are assembled using European-style mechanical fasteners and heavy duty joining brackets to assure maximum strength.
- All drawer slides carry a lifetime warranty. Box and file drawers feature full extension slides.
- Hardwood drawer interiors are sanded and finished for smoothness. Five-sided drawer construction allows for easy removal of drawer fronts.

Finish Options













				
Clear Maple CM	Light Maple LM	Golden Cherry GC	Bourbon Cherry BC	Autumn Cherry AC
				
Dark Cherry DC	Espresso Walnut EW	Harvest Walnut HW	Legacy Walnut LW	Mahogany on Walnut MW
				
Presidential Walnut PW	Java Wenge JW			

Edge Options

			
Tail Z	Tri-Round E	Flute X	Square Y

Pull Options

				
Aluminum Arc AAC	Aluminum Bar ABR	Satin Nickel Bullet SNB	Satin Nickel Curved SNC	Aluminum Orbit AOR
				
Black Arc BAC	Black Bar BBR	Matte Black Bullet MBB	Matte Black Curved MBC	Black Orbit BOR

Centennial

Features



PROJECT DRAWERS
Triple-tray project drawers in silver or black thermofoil allow easy access for quick retrieval of work-in-progress or daily needed files. An optional wood center drawer is available on desks.



MANAGE WIRES
Route power and data cables away from desktops for clutter free work-surfaces. Grommets are standard in back panels of returns, bridges, credenzas, and hutch units.



FILE DRAWERS
File drawers feature heavy duty, full extension slides that support heavy loads. Desk file drawers allow for double letter side-to-side, single legal front-to-back or single legal side-to-side filing.










MODESTY AND BACK PANELS
Innovative brackets enable the quick, easy exchange of pedestals and modesty panels.

Details

- Exotic Birdseye Maple and Figured Anigre veneers are used on tops, doors, and drawer fronts. All other veneer parts feature standard Maple and Anigre veneers. Centennial is available in seven finish choices.
- Hardwood edge rims on approach and user sides of desks provide a solid, lasting top with a consistent finish appearance. Flat edge sides allow wall components to adjoin for a tight flush fit.
- A durable, hard, UV Advantage finish process accentuates grain clarity and provides superior resistance to normal worksurface wear.
- Tops, end panels, and modesty panels are assembled using European-style mechanical fasteners and heavy duty joining brackets to assure maximum strength.
- The desk pedestal locking system ensures privacy, locking all box and file drawers with the turn of one key. Removable lock cores allow for rekeying at a later date.
- All drawer slides carry a lifetime warranty. Project, box, and file drawers feature full extension slides.
- Hardwood drawer interiors are sanded and finished for smoothness. Five-sided drawer construction allows for easy removal of drawer fronts.

Finish Options






				
Clear Maple Birdseye CM	Light Maple Birdseye LM	Golden Anigre GA	Bourbon Anigre BC	Autumn Anigre AA
				
Dark Anigre DA	Espresso Anigre EA			











If Maple veneer finishes are specified, worksurfaces, door fronts and drawer fronts will have exotic Birdseye Maple veneers. All other finished panels will feature select grade Maple veneers.

If Anigre veneer finishes are specified, worksurfaces, door fronts and drawer fronts will have exotic Figured Anigre veneers. All other finished panels will feature select grade Anigre veneers.



Edge Options

				
Waterfall N	Bevel B	Tail Z	Flute X	Square Y

Pull Options

				
Aluminum Zip AZP	Aluminum Halo AHL	Aluminum Orbit AOR	Aluminum Swag ASW	Aluminum Ramp ARM
				
Black Zip AZP	Black Halo AHL	Black Orbit AOR	Black Swag ASW	Black Ramp ARM

Accent Features

	
Aluminum SLV	Black BLK

When aluminum drawer pulls are specified, project drawer fronts, project drawer pulls and glass door hinge covers will be silver colored.

When black drawer pulls are specified, project drawer fronts, project drawer pulls and glass door hinge covers will be black colored.

Resilience

Features



FILE DRAWERS/LOCKING
File drawers feature heavy duty full extension slides that support heavy loads and provide entire drawer access. Pedestal locking ensures privacy by locking all drawers with the turn of a key. Removable lock cores allow for rekeying at a later date.



PAPER STORAGE
Add a multitude of above and below storage options to stow books and files, keeping offices organized and clutter free. Above-surface door storage towers are available with horizontal or vertical shelves; or choose smaller portable tower units for storage mobility.



MANAGE WIRES
Route power and data cables away from desktops for clutter free work-surfaces. Grommets are standard in back panels of returns, bridges, credenzas, and hutch units.



LAMINATE COLORS
Durable laminate choices in eleven wood grains, four patterned and three solid colors, allow a mix-and-match design approach to workspaces. Wood grain laminates complement wood finishes available on other Indiana Furniture product lines for a cohesive color design throughout a facility.

Details

Wood grain laminates in a choice of eleven finishes. Color laminates in a choice of four patterned finishes for worksurfaces and three solid finishes for chassis.

PVC edge rims in a choice of square or flute profiles provide a solid, lasting top.









High-pressure laminate tops are three-ply construction and shaped on all four sides with PVC rims. All laminate worksurfaces offer easy maintenance and superior resistance to normal wear.

Chassis consists of laminated particle board panels assembled using European-style mechanical fasteners and heavy duty joining brackets to assure maximum strength.

All drawer slides carry a lifetime warranty. Box and file drawers feature full extension slides.

Drawers feature laminate fronts with banded edges and five-sided construction for easy drawer front removal. Interior drawer sides and back are black mdf with hardboard drawer bottoms for a smooth feel and quality appearance.







Laminate Options

TOP OR CHASSIS			
			
Sugar Maple SM	Light Maple LM	Classic Cherry CC	Yorkshire Cherry YC
			
Jewel Mahogany JM	Espresso EF	Asian Night AS	Williamsburg Cherry WC
			
Studio Teak TK	Golden Cherry GC	New Age Oak OK	
TOP ONLY			
			
Charcoal Nebula CN	Canyon Zephyr CZ	Silicon SL	Titanium TT
CHASSIS ONLY			
			
Black BL	Shadow SH	Designer White WH	

Edge Options

	
Flute K	Square L

Pull Options

		
Aluminum Orbit AOR	Pewter Waterfall PTW	Pewter Arch PTA
		
Black Orbit BOR	Matte Black Waterfall MBW	Matte Black Arch MBA



UV Advantage™

Revolutions and Centennial feature an Ultra-Violet finish on all exposed surfaces by utilizing spray UV and roll-coat UV technology. Our UV Advantage makes Indiana Furniture a leader in wood casegoods finishing.

Customer Benefits

CLARITY
A cured UV Advantage finish magnifies the beauty of our sensational wood finishes and reduces the darkening, aging, and yellowing process of wood furniture that naturally occurs over time. Other topcoats may not protect the wood causing the furniture to age and yellow at a much faster rate.

DURABILITY
Our UV Advantage finish ranks an outstanding five out of five in durability tests. Other topcoat finishes commonly rank three or less.

HARDNESS
The hardness of our UV Advantage finish makes surfaces less likely to be damaged by abrasions, scratches, water, alcohol, stains, and common chemicals. Our UV finish performs much higher in this category compared to other topcoats including lacquer and varnish.

Environmental Benefits

SAFE OFFICE ENVIRONMENTS
Once cured by UV lightning, our UV Advantage finish does not emit irritable toxins, formaldehyde, or solvents into the air creating safe work environments within new furniture installations.

AIR QUALITY
Our UV Advantage finish greatly reduces hazardous air pollutants which contribute to smog formation. UV finish is recaptured over and over again reducing waste material.

AMP ANTIMICROBIAL PROTECTION
AMP antimicrobial product protection is a built-in treatment infused into the finish topcoat for antimicrobial protection on all exposed wood surfaces.

EMPLOYEE HEALTH
Automated finish technology and enclosed spray booths eliminate exposure to sprayed chemicals in our factories.

At Indiana Furniture, we continuously look for new ways to improve our manufacturing, processes and make responsible environmental choices for the betterment of our planet.



Compatible Collections.

The Revolutions, Centennial and Resilience collections are fabricated with compatible measurements, components and construction techniques to create a high level of design flexibility.



IndianaTM
FURNITURE

1224 Mill Street
PO Box 270
Jasper, Indiana 47547-0270
Tel 812.482.5727
Tol 800.422.5727
Fax 812.482.9035
sales@indianafurniture.com

www.indianafurniture.com

