

January 3, 2011

Updated February 12, 2014

800-424-2432





Contents

Refer to KI Terms & Conditions document or visit ki.com.

| | | |
|--|------------------------------------|-----|
| Ordering C.O.M., C.O.L., and C.O.V. | High Point | 2 |
| | Shipping Location | 4 |
| Briar® | General Information | 6 |
| | Sleeper | 8 |
| | Sleeper Replacement Parts | 14 |
| | Recliner | 16 |
| | Recliner Replacement Parts | 22 |
| | Patient Chair | 24 |
| | Patient Chair Replacement Parts | 30 |
| | Bariatric | 32 |
| Flex™ | General Information | 34 |
| | Sleeper | 36 |
| | Sleeper Replacement Parts | 42 |
| | Recliner | 44 |
| | Recliner Replacement Parts | 50 |
| | Patient Chair | 52 |
| | Patient Chair Replacement Parts | 56 |
| | Bariatric | 58 |
| | Glider | 60 |
| LaResta® Day Bed | General Information | 62 |
| | Built-In | 64 |
| | Freestanding | 66 |
| | Modern | 70 |
| Perth® | General Information | 72 |
| | Sleeper | 74 |
| | Sleeper Replacement Parts | 80 |
| | Recliner | 82 |
| | Patient Chair | 90 |
| | Patient Chair Replacement Parts | 94 |
| | Bariatric | 96 |
| | Glider | 98 |
| Perth® II | General Information | 100 |
| | Recliner | 102 |
| | Recliner Replacement Parts | 108 |
| Rose™ Seating | General Information | 110 |
| | Sled Base Chair | 112 |
| | 4-Leg Metal Chair | 114 |
| | 4-Leg Bentwood Chair | 116 |
| | Accessories/Options | 118 |
| Soltice® | General Information | 120 |
| | Sleeper | 122 |
| | Sleeper Replacement Parts | 132 |
| | Recliner | 134 |
| | Recliner Replacement Parts | 140 |
| | Patient Chair | 142 |
| | Patient Chair Replacement Parts | 144 |
| | Bariatric | 146 |
| | Bariatric Replacement Parts | 148 |
| | Glider | 150 |
| | Glider Replacement Parts | 152 |
| Soltice® 1.5 | General Information | 154 |
| | Recliner | 156 |
| Soltice® II | General Information | 162 |
| | Recliner | 156 |
| Soltice® 1.5 and Soltice® II | Recliner Replacement Parts | 170 |
| Three® | General Information | 172 |
| | Sleeper | 174 |
| | Sleeper Replacement Parts | 180 |
| | Sleeper Recliner | 182 |
| | Sleeper Recliner Replacement Parts | 188 |
| | Bariatric | 190 |
| Three® II | General Information | 192 |
| | Recliner | 194 |
| | Recliner Replacement Parts | 200 |
| Index | | 202 |

Ordering C.O.M., C.O.L., and C.O.V.

High Point

Customer's Own Material ■

Specifications Form

August 2013

All fabrics, including COM, COL, KOM and in grades will be applied at the factory's discretion. If a pattern or stripe is to be applied in a certain direction, the customer MUST specify this in writing on the P.O. and attach a sample of the fabric with it running in the application direction to the P.O. Specifying fabric direction may increase the amount of COM or KOM yardage required. Check with KI Customer Service to see if an increase in yardage is necessary BEFORE specifying, ordering and sending COM and COL to the factory or having KOM quoted.

ALL C.O.M AND C.O.L SHIPMENTS
MUST BE PREPAID TO:

KI
217 Feld Avenue
High Point, NC 27263

COM and COL must be identified as follows:

1. Name and address
2. Your purchase order number
3. Our style number to which fabric is to be applied
4. Supplier name and fabric name, number, and color

COLLECT SHIPMENTS WILL BE REFUSED.

SHIPMENT SCHEDULE WILL BE GIVEN WHEN ALL FABRIC IS RECEIVED FOR ENTIRE ORDER

YARDAGE REQUIREMENTS LISTED IN PRICE LIST ARE BASED ON PLAIN GOODS 54" WIDE. Fabrics less than 54" wide, or those requiring matching (stripes, plaids, prints, large patterns) will require additional yardage based on the fabric used and the item ordered. FABRIC WITH NAP: IF USING MOHAIR, VELVET OR ANY FABRIC WITH A "NAP", INCREASE YARDAGE REQUIRE BY 11%. CONSULT MATRIX BELOW FOR ADDITIONAL YARDAGE NEEDED.

C.O.M. INCREASE MATRIX

This table is a general guide.

| FABRIC WIDTH | PLAIN FABRIC | UNDER 7" REPEAT | 8"-13" REPEAT | 14"-21" REPEAT | 22"-27" REPEAT | 28"-33" REPEAT | 34"-40" REPEAT | 41"-48" REPEAT |
|--------------|--------------|-----------------|---------------|----------------|----------------|----------------|----------------|----------------|
| 54" | 0 | 20% | 25% | 30% | 40% | 50% | 60% | 70% |
| 51"-53" | 15% | 25% | 30% | 35% | 45% | 60% | 70% | 80% |
| 48"-50" | 20% | 30% | 35% | 40% | 50% | 65% | 75% | 85% |
| 45"-47" | 30% | 45% | 50% | 55% | 60% | 80% | 90% | 100% |
| 36"-44" | 50% | 65% | 70% | 75% | 80% | 100% | 110% | 120% |

FABRIC WITH DOUBLE REPEAT: IF USING A FABRIC WITH A DOUBLE REPEAT, PLEASE FOLLOW THIS FORMULA: TAKE THE TOTAL AMOUNT OF THE LARGER AND HALF OF THE SMALLER REPEAT; ADD TOGETHER TO FIND THE CORRECT OVERALL REPEAT. EXAMPLE: 10" VERTICAL WITH 14" HORIZONTAL WOULD BE $14 + 5 = 19$.

IF FABRIC COMES IN ON MULTIPLE ROLLS, ONE ADDITIONAL YARD PER ROLL NEEDS TO BE ADDED TO THE YARDAGE REQUIREMENT.

SPECIAL NOTE: WE CAN ASSUME NO RESPONSIBILITY FOR THE DURABILITY OR TAILORING QUALITY OF CUSTOMER FURNISHED COVERINGS (C.O.M.) OR KOM. KOM: is fabric that KI will purchase for you at jobber's price (net) plus a nominal charge for handling, shipping, and managing.





Customer's Own Material ■

Specifications Form

August 2013

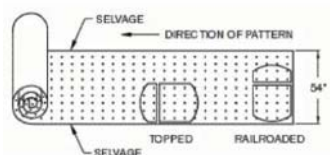
ADDITIONAL NOTES:

- Orders cannot go into production without the information listed at right.
- Attach memo sample to this approval sheet.
- If your order has been placed, list PO# _____
- The cost of the COM sample will be paid by the client.
- Even after preliminary approval, KI reserves the right to reject COM/COL if necessary when the quality is not satisfactory for the product to be upholstered. KI assumes no responsibility for its overall appearance, flammability, durability, color fastness or any other quality after upholstered on a KI product.

ALL COM MUST BE APPROVED.

Photocopy this form and submit with COM fabric for approval:

(This fabric approval is for the purpose of advising how to apply your COM fabric, verify yardage required, and suitability.)



YOUR COMPANY NAME _____

PHONE _____ FAX _____

Material Supplier _____

Material Name _____ Number _____

Material Color _____ Width _____

Vertical Repeat _____ Horizontal Repeat _____

Fiber Content _____

Direction Stripe/Pattern to be applied _____

COM TO BE USED ON THE FOLLOWING:

QTY PRODUCT NAME/NUMBER

| | |
|-------|-------|
| _____ | _____ |
| _____ | _____ |
| _____ | _____ |
| _____ | _____ |
| _____ | _____ |



Ordering C.O.M., C.O.L., and C.O.V.

Shipping Location

C.O.M. SHIPPING LOCATION

Architectural Walls

Genius Walls MN

Casegoods

Dante Benches AG
Darwin Tackboards MN
Aristotle Tackboards MN

Classroom Furniture

360° Classroom Furniture BW
Intellect Wave Chairs GB
Dorsal 1090 Chairs GB
Dorsal Student Desks GB
Learn2 GB

Desking

700 Series Desking KP
Balance Overheads MN
Genesis Desking MN
True Desking KP
Universal Overheads MN
WorkZone Desking MN

Files & Storage

700 Series Pedestal Cushion GB
U-Series Pedestal Cushion GB

Fixed Seating

Concerto Auditorium Seating BW
Single Pedestal Seating GB
Jury Base Seating GB
Lancaster Auditorium Seating BW
Sequence Seating GB
University Seating GB

Panel Systems

All Terrain KP
Balance Overheads MN
System 3000 MN

Universal Overheads MN
Wireworks MN
Unite MN

Residence Hall Furniture

RoomScape Furniture MN

Screens

True/Volition KP
Genesis KP

Seating

100 Series Folding Chairs BW
300 Series Folding Chairs BW
600 Series Stools BW
700 Series Folding Chairs BW
1000 Series GB
Aerdyn Guest Seating HN
Affina Collection HN
Arisa Lounge HN
Aston Guest Seating HN
Altus Task Chairs TM
Auditorium Folding Chairs BW
Avail Task Chairs OM
Bantam Guest Seating HN
Briar Multiple & Healthcare Seating HN
Cinturon Lounge & Professional Seating HN
Cody Lounge Seating HN
Dorsal Stack & Tandem Seating GB
Engage Task Chairs & Stools GB
Flex Multiple & Healthcare Seating HN
Front Row Seats (Silk Screening) BW
GateOne Public Seating BW
Grand Salon Lounge Seating & Benches HN
Grazie Seating GB
Hub Modular Lounge Seating HN
Impress Task Chairs OM
Impress Ultra Task Chairs OM
Jessa Lounge Seating HN

Kismet Task/Guest Chairs & Stools OM
Kurv Benches HN
LaResta Day Beds HN
Maestro Stack Chairs GB
Matrix Stack Chairs GB
Medical & Laboratory Stools OM
Mesa Lounge & Task Seating HN
MI6 Nesting Chairs TM
MyWay Seating HN
Neena Benches HN
OnTask OM
Opt4 GB
Perry Stack Chairs GB
Perth Multiple & Healthcare Seating HN
Perth II Healthcare Seating HN
Pilot Task Chairs OM
Piretti 2000 Series Seating GB
Piretti Stack Chairs GB
Promenade Seating System BW
Quatro Guest Seating HN
Rapture Stack Chairs & Stools GB
Relax Lounge Seating HN
Rose Healthcare BW
Sela Lounge Seating HN
Silhouette Stack Chairs & Stools BW
Soltice Multiple, Healthcare & Guest HN
Soltice II Healthcare Seating HN
Strive Multiple, Stack & Task GB
Tea Cup Lounge Seating HN
Three Multiple, Healthcare & Lounge HN
Three II Healthcare Seating HN
Torsion-on-the-Go! Nesting Chairs GB
Torsion Air Stack and Task Seating GB
Torsion Stack and Task Seating GB
Versa Stack Chairs & Stools GB

Site Furnishings

Logix BW

KI Manufacturing Sites - Customer's Own Material Shipment Manufacturing Site Addresses

AG

Contact KI at
1-800-424-2432

GB

KI Green Bay
Attn: COM Storage
1687 Westminster Drive - Gate 3
Green Bay, WI 54302

HN

KI-HN
Attn: COM Storage
217 Feld Avenue
High Point, NC 27263

KP

KI Pembroke
Attn: COM Storage
1000 Olympic Dr.
Pembroke, Ontario K8A6X7

MN

KI Manitowoc
Attn: COM Storage
1400 S. 41st St.
Manitowoc, WI 54220

BW

KI Bonduel
Attn: COM Storage
204 West South St.
Bonduel, WI 54107

KI Crossroads

Attn: Kira Banfill
280 North Road
Clinton County
Industrial Park
McElhattan, PA 17748

OM

Impress/Impress Ultra/Avail/
Kismet/Medical Stools/Pilot
Attn: COM Storage
1110 S. Mildred Ave.
Ontario, CA 91761


TM

KI Tupelo
2112 South Green St.
Tupelo, MS 38804



Ordering C.O.M., C.O.L., and C.O.V.

Shipping Location



Briar®

General Information



Lounge Sleeper



Loveseat Sleeper



Recliner



Patient Chair
(Open Arm)



Patient Chair
(Closed Arm)

| General Dimensions | | | | | |
|-------------------------|---------|-----------------------|---------|---------|---------|
| Seat width | 27-1/2" | 56" | 20" | 20" | 20" |
| Seat depth | 20" | 20" | 20" | 19" | 19" |
| Seat height | 17" | 17" | 19-1/2" | 18-3/4" | 18-3/4" |
| Arm height | 27" | 27" | 24-1/2" | 26-1/2" | 26-1/2" |
| Sleep surface width | 27-1/2" | 27-1/2 LFS/RFS 56" DS | | | |
| Sleep surface depth | 77" | 77" LFS/RFS/DS | | | |
| Sleep surface thickness | 3-1/2" | 3-1/2" LFS/RFS/DS | | | |
| Full recline depth | 62" | | | | |
| Overall Dimensions | | | | | |
| Width | 33" | 61-1/2" | 26-3/4" | 23-1/2" | 23-1/2" |
| Depth | 37-1/2" | 37-1/2" | 33-1/2" | 27-1/2" | 27-1/2" |
| Height | 33-1/2" | 33-1/2" | 44" | 44" | 44" |
| Depth in sleep position | 82" | 82" | | | |

SPECIFICATIONS

Complimentary Furniture

The following lounge collections offer complimentary furniture that creates continuity and a cohesive look throughout a facility. These complimentary pieces can be found in other sections of the KI price list.

BRIAR HEALTHCARE SEATING - Briar® Multiple Seating, Briar® Occasional Tables, LaResta® Day Bed (FSD/BR)

UPHOLSTERY INFORMATION

C.O.M. Fabric

For C.O.M. fabric sent to KI-High Point on multiple rolls, add an additional yard of fabric per roll to the yardage requirements. Multiple rolls have shorter pieces of fabric on them and do not allow nesting and stacking of the fabric to achieve the best yield as is done with one large roll. This results in yardage shortages and requests for additional fabric from the client, which can hold up

the order. For each roll that is sent, one yard needs to be added and needs to be added to one of the rolls, not separately.

Fabric Disclaimer

Fabric will be applied as swatched by the fabric manufacturer. Fabric that is required to be applied differently than is swatched will need a Special Cost Request written specifying the direction the fabric is to be applied. The posted standard lead time will apply to the Special Cost Request.

INFORMATION

SPECIAL FINISH MATCHES

KI can match special finish requests at an upcharge of \$64 List per item, up to 12 or a maximum charge of \$771 List per order per color. Special finish requests must be sent to your KI customer service representative.

Upon receipt from KI, the finishing department will prepare a "strike-off" which will be sent to the customer for approval.

The approval form accompanying the strike-off should be faxed to your KI customer service representative. Upon receipt of the signed approval form, KI will proceed with the order. Disapproved samples may be sent back to KI directly with an explanation of disapproval. A Special Finish Number (SFN) will be assigned to this finish sample for future reference or reorders



**Motion Patient Chair
(Open Arm)**



Patient Chair Ottoman



**Hip Chair
(Open Arm)**



**Bariatric Chair
(Open Arm)**

| General Dimensions | | | | |
|--------------------|---------|--------------------------|---------|---------|
| Seat width | 21" | | 20-1/2" | 30" |
| Seat depth | 19-3/4" | | 19-1/2" | 18" |
| Seat height | 18" | | 26-1/2" | 19-1/4" |
| Arm height | 26-1/2" | | 33-1/4" | 26-1/4" |
| Overall Dimensions | | | | |
| Width | 24-1/2" | 18-1/2" | 25" | 33-1/2" |
| Depth | 29-3/4" | 20" | 25-7/8" | 24" |
| Height | 42-3/4" | 17-1/2"front-12-1/2"rear | 41" | 35" |

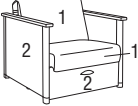
INFORMATION

Warranty

Refer to KI Terms & Conditions document
or visit ki.com

Briar®

Sleeper

| | Features | COM | MODEL NUMBER | | | | | | | | Approx. Packaged Weight |
|--|--------------|---------|--------------|-----------------------------------|-------------------|------------|-------------|----------|------------------|----------|-------------------------|
| | | | Basic Model | Non-Contrast or Fabric Contrast 1 | Fabric Contrast 2 | Pull Color | Wood Finish | TB133 | Moisture Barrier | Casters | |
|  <p>BRLS Lounge Sleeper</p> <ul style="list-style-type: none"> 1 = Seat and back/sleep surface (Fabric Contrast 1) C.O.M. = 3.75 yd 2 = Arms and frame (Fabric Contrast 2) C.O.M. = 4.75 yd | Non-contrast | 8.25 yd | BLS2/NC | □□□□ | | □□□□ | □□□ | □□□ | □□□ | □□□□□ | 165.0# |
| | Contrast | | BLS2/FC | □□□□ | □□□□ | □□□□ | □□□ | □□□ | □□□ | □□□□□ | 165.0# |
| | | | | | | | | | | | |
| | | | | | | | | | | | |
| <p>BRRP Lounge Sleeper Replacement Arm Panels, Seat & Back Cushions</p> <ul style="list-style-type: none"> 1 = Seat and back/sleep surface (Fabric Contrast 1) C.O.M. = 3.75 yd 2 = Arm panels (Fabric Contrast 2) C.O.M. = 2 yd | Non-contrast | 7 yd | BLS2C/NC | □□□□ | | | | □□□ | □□□ | | 25.0# |
| | Contrast | | BLS2C/FC | □□□□ | □□□□ | | | □□□ | □□□ | | 25.0# |
| | | | | | | | | | | | |
| | | | | | | | | | | | |
| | | | A | B | C | D | E | F | G | H | |

HOW TO ORDER

Indicate the following information on order form:

- Quantity of each item.
- Model number, including options. See "How To Build a Model Number".
- Any special service required.

Note: • The ☐ indicates that a choice is required.

- The absence of the ☐ indicates that no choice is required.
- Alpha-numeric characters in place of ☐ indicate that no other alternatives are available.

HOW TO BUILD A MODEL NUMBER

- A** Select basic model.

- B** Select non-contrast or fabric contrast 1.
Refer to color addendum at ki.com or KI Fabrics & Finishes binder.

- C** Select fabric contrast 2.
Refer to color addendum at ki.com or KI Fabrics & Finishes binder.

- D** Select pull handle color.
Refer to color addendum at ki.com or KI Fabrics & Finishes binder.

- E** Select wood finish color.
Refer to color addendum at ki.com or KI Fabrics & Finishes binder.
For Kensington Maple add upcharge.

- F** Select TB133.
NFR - No TB133 fire retardant
FR - Fire retardant
See pricing column for TB133 upcharge.

- G** Select moisture barrier.

NMB - No moisture barrier

MB - Moisture barrier

See pricing column for moisture barrier upcharge.

- H** Select casters.

NCST - No casters (standard)

FRCST - Locking casters-fixed front/rear swivel; add \$129

KENSINGTON MAPLE UPCHARGE

Kensington Maple requires extended leadtimes.

Model

| | |
|-------------|------|
| BLS2/NC | \$87 |
| BLS2/FC | \$87 |
| BLSS/LFS | \$87 |
| BLSS/RFS | \$87 |
| BLSS/DS | \$87 |
| BLSS/LFS/FC | \$87 |
| BLSS/RFS/FC | \$87 |
| BLSS/DS/FC | \$87 |



| Grade C.O.M. | Grade C | Grade D | Grade E & C.O.L. | Grade F | Grade G | Grade H | Grade I | Grade J | Grade K | Grade L Leather | Grade M Leather | TB133 add to list price | Moisture Barrier add to list price |
|-----------------|------------|------------|------------------------|------------|------------|------------|------------|------------|------------|--------------------|--------------------|-------------------------------|---|
| \$ 2842 | \$ 2901 | \$ 3006 | \$ 3127 | \$ 3345 | \$ 3375 | \$ 3539 | \$ 3746 | \$ 4154 | \$ 4567 | \$ 4977 | \$ 5801 | \$ 365 | \$ 129 |
| 2894 | 2956 | 3059 | 3180 | 3399 | 3428 | 3593 | 3800 | 4210 | 4620 | 5030 | 5853 | 365 | 129 |
| | | | | | | | | | | | | | |
| | | | | | | | | | | | | | |
| | | | | | | | | | | | | | |
| | | | | | | | | | | | | | |
| | | | | | | | | | | | | | |
| | | | | | | | | | | | | | |
| | | | | | | | | | | | | | |
| | | | | | | | | | | | | | |
| \$ 990 | \$ 1042 | \$ 1130 | \$ 1234 | \$ 1306 | \$ 1444 | \$ 1584 | \$ 1757 | \$ 2105 | \$ 2455 | \$ 2804 | \$ 3501 | \$ 134 | \$ 201 |
| 1043 | 1095 | 1183 | 1287 | 1357 | 1497 | 1637 | 1813 | 2159 | 2509 | 2857 | 3556 | 134 | 201 |

INFORMATION

C.O.M. Requirements

C.O.M. yardage requirements listed above are based on plain goods 54" wide. If less than 54" wide or fabrics requiring matching (stripes, plaids, prints, large patterns), additional yardage will be needed. Consult C.O.M. matrix on the Ordering C.O.M. and C.O.L. page for additional yardage needed. For C.O.M. fabric sent to KI-High Point on multiple rolls, add an additional yard of fabric per roll to the yardage requirements.

C.O.L. Requirements

Figure 18 sq. ft. of leather (C.O.L.) for each yard shown (i.e., 4.75 x 18 = 85.5 sq. ft.).

Contrasting Upholstery

When contrasting fabric is chosen, price at highest in-grade.

Minimum Fabric/Leather Quantity

Minimum order for fabric is 1 yard. Minimum order for leather is 1 hide (approx-

mately 50 sq. ft.).

Moisture Barrier

Moisture barrier is applied underneath the fabric cover as a means of protecting the foam. Not available with TB133.

California TB133 Fire Safety Code

The above seating products can be manufactured using the appropriate flame-retardant materials and fabric selections for compliance to California Technical Bulletin 133. Add "FR" to end of model number and add upcharge. Please contact KI customer service for fabric compliance. Not available with moisture barrier. Nano-Tex treatments can be used when TB133 is required.

Construction

Frame constructed of kiln-dried lumber and laminated hardwood plywood. Exposed wood components finished with catalyzed varnish (specify finish when ordering). Tight seat and tight back constructed with stretch strap webbing stapled into position. Mul-

tiple densities of polyurethane foam covered with a layer of .75 super soft foam.

SPECIAL SERVICES

Special Carton Marking

With specially marked information N/C

Shipping

Shipped **assembled unless replacement parts which ship k.d. freight prepaid High Point, North Carolina 27263** factory. Freight class #125.

Specifications and prices are subject to change without prior notice.

Briar®
Sleeper

| | | | | MODEL NUMBER | | | | | | | |
|----------|---|--------------|-------|--------------|-----------------------------------|-------------------|------------|-------------|----------|------------------|--|
| | | | | Basic Model | Non-Contrast or Fabric Contrast 1 | Fabric Contrast 2 | Pull Color | Wood Finish | TB133 | Moisture Barrier | |
| MODEL | Features | COM | | | | | | | | | |
| BRLS | Loveseat Sleeper - LFS (Open, Left Side Facing) | Non-contrast | 13 yd | BLSS/LFS/NC | □□□□ | | □□□□ | □□□ | □□□ | □□□ | |
| | | Contrast | | BLSS/LFS/FC | □□□□ | □□□□ | □□□□ | □□□ | □□□ | □□□ | |
| | • 1 = Seat and back/sleep surface (Fabric Contrast 1) C.O.M. = 7.5 yd | | | | | | | | | | |
| | • 2 = Arms and frame (Fabric Contrast 2) C.O.M. = 5.5 yd | | | | | | | | | | |
| BRLS | Loveseat Sleeper - RFS (Open, Right Side Facing) | Non-contrast | 13 yd | BLSS/RFS/NC | □□□□ | | □□□□ | □□□ | □□□ | □□□ | |
| | | Contrast | | BLSS/RFS/FC | □□□□ | □□□□ | □□□□ | □□□ | □□□ | □□□ | |
| | • 1 = Seat and back/sleep surface (Fabric Contrast 1) C.O.M. = 7.5 yd | | | | | | | | | | |
| | • 2 = Arms and frame (Fabric Contrast 2) C.O.M. = 5.5 yd | | | | | | | | | | |
| | | | | A | B | C | D | E | F | G | |

HOW TO ORDER

Indicate the following information on order form:

- Quantity of each item.
- Model number, including options. See “How To Build a Model Number”.
- Any special service required.

Note:

- The □ indicates that a choice is required.
- The absence of the □ indicates that no choice is required.
- Alpha-numeric characters in place of □ indicate that no other alternatives are available.

HOW TO BUILD A MODEL NUMBER

- A** Select basic model.
- B** Select non-contrast or fabric contrast 1.
Refer to color addendum at ki.com or KI Fabrics & Finishes binder.
- C** Select fabric contrast 2.
Refer to color addendum at ki.com or KI Fabrics & Finishes binder.
- D** Select pull handle color.
Refer to color addendum at ki.com or KI Fabrics & Finishes binder.
- E** Select wood finish color.
Refer to color addendum at ki.com or KI Fabrics & Finishes binder.
For Kensington Maple add upcharge.
- F** Select TB133.
NFR - No TB133 fire retardant
FR - Fire retardant
See pricing column for TB133 upcharge.

- G** Select moisture barrier.
- | | |
|-----|-----------------------|
| NMB | - No moisture barrier |
| MB | - Moisture barrier |
- See pricing column for moisture barrier upcharge.

KENSINGTON MAPLE UPCHARGE

Kensington Maple requires extended leadtimes.

| | |
|-------------|------|
| Model | |
| BLS2/NC | \$87 |
| BLS2/FC | \$87 |
| BLSS/LFS | \$87 |
| BLSS/RFS | \$87 |
| BLSS/DS | \$87 |
| BLSS/LFS/FC | \$87 |
| BLSS/RFS/FC | \$87 |
| BLSS/DS/FC | \$87 |



| Approx. Packaged Weight | Grade C.O.M. | Grade C | Grade D | Grade E & C.O.L. | Grade F | Grade G | Grade H | Grade I | Grade J | Grade K | Grade L Leather | Grade M Leather | TB133 add to list price | Moisture Barrier add to list price |
|-------------------------------|-----------------|------------|------------|------------------------|------------|------------|------------|------------|------------|------------|--------------------|--------------------|-------------------------------|---|
| 220.0# | \$ 4474 | \$ 4575 | \$ 4736 | \$ 4930 | \$ 5059 | \$ 5317 | \$ 5575 | \$ 5900 | \$ 6548 | \$ 7195 | \$ 7844 | \$ 9149 | \$ 479 | \$ 289 |
| 220.0# | 4554 | 4654 | 4816 | 5009 | 5140 | 5399 | 5656 | 5981 | 6629 | 7275 | 7922 | 9227 | 479 | 289 |

| | | | | | | | | | | | | | | |
|--------|---------|---------|---------|---------|---------|---------|---------|---------|---------|---------|---------|---------|--------|--------|
| 220.0# | \$ 4474 | \$ 4575 | \$ 4736 | \$ 4930 | \$ 5059 | \$ 5317 | \$ 5575 | \$ 5900 | \$ 6548 | \$ 7195 | \$ 7844 | \$ 9149 | \$ 479 | \$ 289 |
| 220.0# | 4554 | 4654 | 4816 | 5009 | 5140 | 5399 | 5656 | 5981 | 6629 | 7275 | 7922 | 9227 | 479 | 289 |

INFORMATION

C.O.M. Requirements

C.O.M. yardage requirements listed above are based on plain goods 54" wide. If less than 54" wide or fabrics requiring matching (stripes, plaids, prints, large patterns), additional yardage will be needed. Consult C.O.M. matrix on the Ordering C.O.M. and C.O.L. page for additional yardage needed. For C.O.M. fabric sent to KI-High Point on multiple rolls, add an additional yard of fabric per roll to the yardage requirements.

C.O.L. Requirements

Figure 18 sq. ft. of leather (C.O.L.) for each yard shown (i.e., 4.75 x 18 = 85.5 sq. ft.).

Contrasting Upholstery

When contrasting fabric is chosen, price at highest in-grade.

Minimum Fabric/Leather Quantity

Minimum order for fabric is 1 yard. Minimum order for leather is 1 hide (approx-

mately 50 sq. ft.).

Moisture Barrier

Moisture barrier is applied underneath the fabric cover as a means of protecting the foam. Not available with TB133.

California TB133 Fire Safety Code

The above seating products can be manufactured using the appropriate flame-retardant materials and fabric selections for compliance to California Technical Bulletin 133. Add "FR" to end of model number and add upcharge. Please contact KI customer service for fabric compliance. Not available with moisture barrier. Nano-Tex treatments can be used when TB133 is required.

Construction

Frame constructed of kiln-dried lumber and laminated hardwood plywood. Exposed wood components finished with catalyzed varnish (specify finish when ordering). Tight seat and tight back constructed with stretch strap webbing stapled into position. Mul-

tiple densities of polyurethane foam covered with a layer of .75 super soft foam.

Options

Casters are NOT available on BLSS loveseat sleeper.

SPECIAL SERVICES

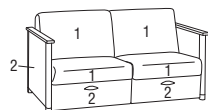
Special Carton Marking

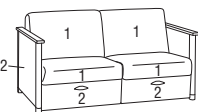
With specially marked information N/C

Shipping

Shipped **assembled unless replacement parts which ship k.d. freight prepaid High Point, North Carolina 27263** factory. Freight class #125.

Specifications and prices are subject to change without prior notice.



| | | | | MODEL NUMBER | | | | | | | |
|--|--------------|-----------------|------------|--|-----------------------------------|-------------------|------------|-------------|----------|------------------|--|
| | | | | Basic Model | Non-Contrast or Fabric Contrast 1 | Fabric Contrast 2 | Pull Color | Wood Finish | TB133 | Moisture Barrier | |
|  <p>1 = Seat and back/sleep surface (Fabric Contrast 1) C.O.M. = 7.5 yd 2 = Arms and frame (Fabric Contrast 2) C.O.M. = 5.5 yd</p> | MODEL | Features | COM | Loveseat Sleeper - DS (Open, Both Sides Facing) | BLSS/DS/NC | □□□□ | | □□□□ | □□□□ | □□□□ | |
| | | Non-contrast | 13 yd | Contrast | BLSS/DS/FC | □□□□ | □□□□ | □□□□ | □□□□ | □□□□ | |
| | | | | | | | | | | | |
| | | | | | | | | | | | |
| | | | | | | | | | | | |
| | | | | A | B | C | D | E | F | G | |

| | |
|-------------|------|
| Model | |
| BLS2/NC | \$87 |
| BLS2/FC | \$87 |
| BLSS/LFS | \$87 |
| BLSS/RFS | \$87 |
| BLSS/DS | \$87 |
| BLSS/LFS/FC | \$87 |
| BLSS/RFS/FC | \$87 |
| BLSS/DS/FC | \$87 |



| Approx. Packaged Weight | Grade C.O.M. | Grade C | Grade D | Grade E & C.O.L. | Grade F | Grade G | Grade H | Grade I | Grade J | Grade K | Grade L Leather | Grade M Leather | TB133 add to list price | Moisture Barrier add to list price |
|-------------------------------|-----------------|------------|------------|------------------------|------------|------------|------------|------------|------------|------------|--------------------|--------------------|-------------------------------|---|
| 255.0# | \$ 5769 | \$ 5871 | \$ 6033 | \$ 6225 | \$ 6357 | \$ 6613 | \$ 6872 | \$ 7197 | \$ 7845 | \$ 8490 | \$ 9139 | \$ 10444 | \$ 479 | \$ 289 |
| 255.0# | 5849 | 5952 | 6114 | 6307 | 6436 | 6693 | 6952 | 7277 | 7925 | 8571 | 9219 | 10525 | 479 | 289 |

INFORMATION

C.O.M. Requirements

C.O.M. yardage requirements listed above are based on plain goods 54" wide. If less than 54" wide or fabrics requiring matching (stripes, plaids, prints, large patterns), additional yardage will be needed. Consult C.O.M. matrix on the Ordering C.O.M. and C.O.L. page for additional yardage needed. For C.O.M. fabric sent to KI-High Point on multiple rolls, add an additional yard of fabric per roll to the yardage requirements.

C.O.L. Requirements

Figure 18 sq. ft. of leather (C.O.L.) for each yard shown (i.e., 4.75 x 18 = 85.5 sq. ft.).

Contrasting Upholstery

When contrasting fabric is chosen, price at highest in-grade.

Minimum Fabric/Leather Quantity

Minimum order for fabric is 1 yard. Minimum order for leather is 1 hide (approx-

mately 50 sq. ft.).

Moisture Barrier

Moisture barrier is applied underneath the fabric cover as a means of protecting the foam. Not available with TB133.

California TB133 Fire Safety Code

The above seating products can be manufactured using the appropriate flame-retardant materials and fabric selections for compliance to California Technical Bulletin 133. Add "FR" to end of model number and add upcharge. Please contact KI customer service for fabric compliance. Not available with moisture barrier. Nano-Tex treatments can be used when TB133 is required.

Construction

Frame constructed of kiln-dried lumber and laminated hardwood plywood. Exposed wood components finished with catalyzed varnish (specify finish when ordering). Tight seat and tight back constructed with stretch strap webbing stapled into position. Mul-

tiple densities of polyurethane foam covered with a layer of .75 super soft foam.

Options

Casters are NOT available on BLSS loveseat sleeper.

SPECIAL SERVICES

Special Carton Marking

With specially marked information N/C

Shipping

Shipped **assembled unless replacement parts which ship k.d. freight prepaid High Point, North Carolina 27263** factory. Freight class #125.

Specifications and prices are subject to change without prior notice.

Briar®

Sleeper Replacement Parts

| | | | | MODEL NUMBER | | | | | |
|-------|--|--------------|--------|-----------------|-----------------------------------|-------------------|-------|------------------|--|
| | | | | Basic Model | Non-Contrast or Fabric Contrast 1 | Fabric Contrast 2 | TB133 | Moisture Barrier | |
| MODEL | Features | COM | | | | | | | |
| BRRP | Loveseat Sleeper Replacement Seat & Back Cushions - LFS <ul style="list-style-type: none">• Open, left side facing• 1 = Seat and back (Fabric Contrast 1) C.O.M. = 3.5 yd• 2 = Arm panels (Fabric Contrast 2) C.O.M. = 2 yd | Non-contrast | 5.5 yd | BLSSC/LFS/NC | □□□□ | | □□□ | □□□ | |
| | | Contrast | | BLSSC/LFS/FC | □□□□ | □□□□ | □□□ | □□□ | |
| | | | | | | | | | |
| | | | | | | | | | |
| | | | | | | | | | |
| BRRP | Loveseat Sleeper Replacement Seat & Back Cushions - RFS <ul style="list-style-type: none">• Open, right side facing• 1 = Seat and back (Fabric Contrast 1) C.O.M. = 3.5 yd• 2 = Arm panels (Fabric Contrast 2) C.O.M. = 2 yd | Non-contrast | 5.5 yd | BLSSC/RFS/NC | □□□□ | | □□□ | □□□ | |
| | | Contrast | | BLSSC/RFS/FC | □□□□ | □□□□ | □□□ | □□□ | |
| | | | | | | | | | |
| | | | | | | | | | |
| | | | | | | | | | |
| BRRP | Loveseat Sleeper Replacement Seat & Back Cushions - DS <ul style="list-style-type: none">• Open, both sides facing• 1 = Seat and back (Fabric Contrast 1) C.O.M. = 6.5 yd• 2 = Arm panels (Fabric Contrast 2) C.O.M. = 2 yd | Non-contrast | 8.5 yd | BLSSC/DS/NC | □□□□ | | □□□ | □□□ | |
| | | Contrast | | BLSSC/DS/FC | □□□□ | □□□□ | □□□ | □□□ | |
| | | | | | | | | | |
| | | | | | | | | | |
| | | | | | | | | | |
| HRDPT | Replacement Med Caster Kit Includes: <ul style="list-style-type: none">• (2) Med caster locking casters• (2) Med caster non-locking casters• (8) Hex nuts, (4) lock washers• (1) Small tube of Loc-Tite | | | RETRO.MEDCASTER | | | | | |
| | | | | | | | | | |
| | | | | | | | | | |
| | | | | | | | | | |
| | | | | | | | | | |
| | | | | A | B | C | D | E | |

HOW TO ORDER

Indicate the following information on order form:

- Quantity of each item.
- Model number, including options. See "How To Build a Model Number".
- Any special service required.

Note: • The □ indicates that a choice is required.

- The absence of the □ indicates that no choice is required.
- Alpha-numeric characters in place of □ indicate that no other alternatives are available.

HOW TO BUILD A MODEL NUMBER

- A** Select basic model.
- B** Select non-contrast or fabric contrast 1.
Refer to color addendum at ki.com or KI Fabrics & Finishes binder.
- C** Select fabric contrast 2.
Refer to color addendum at ki.com or KI Fabrics & Finishes binder.
- D** Select TB133.
NFR - No TB133 fire retardant
FR - Fire retardant
 See pricing column for TB133 upcharge.
- E** Select moisture barrier.
NMB - No moisture barrier
MB - Moisture barrier
 See pricing column for moisture barrier upcharge.

INFORMATION

C.O.M. Requirements

C.O.M. yardage requirements listed above are based on plain goods 54" wide. If less than 54" wide or fabrics requiring matching (stripes, plaids, prints, large patterns), additional yardage will be needed. Consult C.O.M. matrix on the Ordering C.O.M. and C.O.L. page for additional yardage needed. For C.O.M. fabric sent to KI-High Point on multiple rolls, add an additional yard of fabric per roll to the yardage requirements.

C.O.L. Requirements

Figure 18 sq. ft. of leather (C.O.L.) for each yard shown (i.e., 4.75 x 18 = 85.5 sq. ft.).

Contrasting Upholstery

When contrasting fabric is chosen, price at highest in-grade.

California TB133 Fire Safety Code

The above seating products can be manufactured using the appropriate flame-

retardant materials and fabric selections for compliance to California Technical Bulletin 133. Add "FR" to end of model number and add upcharge. Please contact KI customer service for fabric compliance. Not available with moisture barrier. Nano-Tex treatments can be used when TB133 is required.



| Approx. Packaged Weight | Deliv- ered Pricing | Grade C.O.M. | Grade C | Grade D | Grade E & C.O.L. | Grade F | Grade G | Grade H | Grade I | Grade J | Grade K | Grade L Leather | Grade M Leather | TB133 add to list price | Moisture Barrier add to list price |
|-------------------------------|---------------------------|-----------------|------------|------------|------------------------|------------|------------|------------|------------|------------|------------|-----------------------|-----------------------|-------------------------------|---|
| 25.0# | N/A | \$ 1016 | \$ 1057 | \$ 1125 | \$ 1208 | \$ 1263 | \$ 1374 | \$ 1485 | \$ 1621 | \$ 1893 | \$ 2169 | \$ 2442 | \$ 2989 | \$ 134 | \$ 201 |
| 25.0# | N/A | 1097 | 1138 | 1207 | 1287 | 1343 | 1452 | 1564 | 1701 | 1975 | 2250 | 2521 | 3069 | 134 | 201 |
| 25.0# | N/A | \$ 1016 | \$ 1057 | \$ 1125 | \$ 1208 | \$ 1263 | \$ 1374 | \$ 1485 | \$ 1621 | \$ 1893 | \$ 2169 | \$ 2442 | \$ 2989 | \$ 134 | \$ 201 |
| 25.0# | N/A | 1097 | 1138 | 1207 | 1287 | 1343 | 1452 | 1564 | 1701 | 1975 | 2250 | 2521 | 3069 | 134 | 201 |
| 50.0# | N/A | \$ 1550 | \$ 1612 | \$ 1719 | \$ 1844 | \$ 1932 | \$ 2100 | \$ 2268 | \$ 2481 | \$ 2904 | \$ 3328 | \$ 3752 | \$ 4600 | \$ 182 | \$ 272 |
| 50.0# | N/A | 1630 | 1692 | 1798 | 1926 | 2011 | 2181 | 2349 | 2561 | 2985 | 3407 | 3832 | 4680 | 182 | 272 |
| 7.0# | \$ 222 | | | | | | | | | | | | | N/A | N/A |

SPECIAL SERVICES
Special Carton Marking

With specially marked information N/C

Shipping

 Shipped **assembled unless replacement parts which ship k.d. freight prepaid**
High Point, North Carolina 27263 factory.
 Freight class #125.

 Specifications and prices are subject to
 change without prior notice.

BURL

Recliner

- 1 = Back and arms (Fabric Contrast 1) C.O.M. = 4.5 yd (includes front kick panel below seat and footrest on applicable models)
- 2 = Seat (Fabric Contrast 2) C.O.M. = 1 yd

- The absence of the ☐ indicates that no choice is required.
- Alpha-numeric characters in place of ☐ indicate that no other alternatives are available.

E Select casters.

| | |
|-------------|--|
| NCST | - No casters (standard) |
| SFR | - Front swivel, rear locking & push bar; add \$171 |

H Select wood finish color.
Refer to color addendum at ki.com or
KI Fabrics & Finishes binder.
For Kensington Maple add upcharge.

Catheter attachment (specified as facing chair)
 /LRCA - Left rear - add \$44
 /LFCA - Left front - add \$44
 /RRCA - Right rear - add \$44
 /RFCA - Right front - add \$44
 NOTE: If optional I.V. pole is specified, catheter attachment can not be specified in the same location.



| Grade C.O.M. | Grade C | Grade D | Grade E & C.O.L. | Grade F | Grade G | Grade H | Grade I | Grade J | Grade K | Grade L Leather | Grade M Leather |
|-----------------|------------|------------|------------------------|------------|------------|------------|------------|------------|------------|--------------------|--------------------|
| \$ 2327 | \$ 2369 | \$ 2443 | \$ 2537 | \$ 2602 | \$ 2729 | \$ 2858 | \$ 3109 | \$ 3421 | \$ 3738 | \$ 4052 | \$ 4686 |
| 2413 | 2455 | 2532 | 2624 | 2688 | 2817 | 2944 | 3197 | 3508 | 3825 | 4140 | 4774 |

Lateral head supports per pair (C.O.M. = 1.5 yd)
/HS and \$160

Adjustable pillow (C.O.M. = .75 yd)
/PW and \$171

Head support and/or pillow contrasting fabric will match back fabric selection.

Posey restraints may be done as a special.

C.O.M. Requirements

C.O.M. yardage requirements listed above are based on plain goods 54" wide. If less than 54" wide or fabrics requiring matching (stripes, plaids, prints, large patterns), additional yardage will be needed. Consult C.O.M. matrix on the Ordering C.O.M. and C.O.L. page for additional yardage needed. For C.O.M. fabric sent to KI-High Point on multiple rolls, add an additional yard of fabric per roll to the yardage requirements.

C.O.L. Requirements

Figure 18 sq. ft. of leather (C.O.L.) for each

yard shown (i.e., 4.75 x 18 = 85.5 sq. ft.).

Contrasting Upholstery

When contrasting fabric is chosen, price at highest in-grade.

Minimum Fabric/Leather Quantity

Minimum order for fabric is 1 yard. Minimum order for leather is 1 hide (approximately 50 sq. ft.).

Construction

Seat platform constructed of tubular steel and kiln-dried hardwood. Back constructed of kiln-dried hardwood and laminated plywood. Arms constructed of kiln-dried hardwood. Cushioning of multiple densities of polyurethane foam and Dacron fiber.

SPECIAL SERVICES

Special Carton Marking

With specially marked information N/C

Shipping

Shipped **assembled freight prepaid f.o.b. High Point, North Carolina 27263** factory. Freight class #250.

Specifications and prices are subject to change without prior notice.

HOW TO ORDER

1. Quantity of each item.
2. Model number, including options. See "How To Build a Model Number".
3. Any special service required.

- The absence of the ☐ indicates that no choice is required.
- Alpha-numeric characters in place of ☐ indicate that no other alternatives are available.

E Select casters.

| | |
|-------------|--|
| NCST | - No casters (standard) |
| SFR | - Front swivel, rear locking & push bar; add \$171 |

I Select laminate color.

Catheter attachment (specified as facing chair)
 /LRCA - Left rear - add \$44
 /LFCA - Left front - add \$44
 /RRCA - Right rear - add \$44



| Approx. Packaged Weight | Grade C.O.M. | Grade C | Grade D | Grade E & C.O.L. | Grade F | Grade G | Grade H | Grade I | Grade J | Grade K | Grade L Leather | Grade M Leather |
|-------------------------------|-----------------|------------|------------|------------------------|------------|------------|------------|------------|------------|------------|--------------------|--------------------|
| 155.0# | \$ 2581 | \$ 2624 | \$ 2698 | \$ 2791 | \$ 2857 | \$ 2985 | \$ 3113 | \$ 3363 | \$ 3675 | \$ 3992 | \$ 4307 | \$ 4940 |
| 155.0# | 2581 | 2624 | 2698 | 2791 | 2857 | 2985 | 3113 | 3363 | 3675 | 3992 | 4307 | 4940 |
| 155.0# | \$ 2667 | \$ 2711 | \$ 2784 | \$ 2878 | \$ 2943 | \$ 3071 | \$ 3201 | \$ 3449 | \$ 3763 | \$ 4081 | \$ 4395 | \$ 5027 |
| 155.0# | 2667 | 2711 | 2784 | 2878 | 2943 | 3071 | 3201 | 3449 | 3763 | 4081 | 4395 | 5027 |

/RFCA - Right front - add \$44
 NOTE: If optional I.V. pole is specified,
 catheter attachment can not be specified in
 the same location.

Lateral head supports per pair (C.O.M. =
 1.5 yd)
 /HS and \$160

Adjustable pillow (C.O.M. = .75 yd)
 /PW and \$171

Head support and/or pillow contrasting
 fabric will match back fabric selection.

Posey restraints may be done as a special.

C.O.M. Requirements

C.O.M. yardage requirements listed above
 are based on plain goods 54" wide. If less
 than 54" wide or fabrics requiring matching
 (stripes, plaids, prints, large patterns),
 additional yardage will be needed. Consult
 C.O.M. matrix on the Ordering C.O.M. and
 C.O.L. page for additional yardage needed.
 For C.O.M. fabric sent to KI-High Point on

multiple rolls, add an additional yard of
 fabric per roll to the yardage requirements.

C.O.L. Requirements

Figure 18 sq. ft. of leather (C.O.L.) for each
 yard shown (i.e., 4.75 x 18 = 85.5 sq. ft.).

Contrasting Upholstery

When contrasting fabric is chosen, price at
 highest in-grade.

Minimum Fabric/Leather Quantity

Minimum order for fabric is 1 yard. Mini-
 mum order for leather is 1 hide (approx-
 imately 50 sq. ft).

Construction

Seat platform constructed of tubular steel
 and kiln-dried hardwood. Back constructed
 of kiln-dried hardwood and laminated
 plywood. Arms constructed of kiln-dried
 hardwood. Cushioning of multiple densities
 of polyurethane foam and Dacron fiber.

SPECIAL SERVICES

Special Carton Marking

With specially marked information N/C

Shipping

Shipped **assembled freight prepaid f.o.b.**
High Point, North Carolina 27263 factory.
 Freight class #250.

Specifications and prices are subject to
 change without prior notice.

HOW TO ORDER

1. Quantity of each item.
2. Model number, including options. See "How To Build a Model Number".
3. Any special service required.

- The absence of the ☐ indicates that no choice is required.
- Alpha-numeric characters in place of ☐ indicate that no other alternatives are available.

E Select casters.

| | |
|-------------|--|
| NCST | - No casters (standard) |
| SFR | - Front swivel, rear locking & push bar: add \$171 |

① Select veneer color.

Catheter attachment (specified as facing chair)

/LRCA - Left rear - add \$44

/LFCA - Left front - add \$44

/RRCA - Right rear - add \$44



| | Approx. Packaged Weight | Grade C.O.M. | Grade C | Grade D | Grade E & C.O.L. | Grade F | Grade G | Grade H | Grade I | Grade J | Grade K | Grade L Leather | Grade M Leather |
|--|-------------------------------|-----------------|------------|------------|------------------------|------------|------------|------------|------------|------------|------------|--------------------|--------------------|
| | 155.0# | \$ 2581 | \$ 2624 | \$ 2698 | \$ 2791 | \$ 2857 | \$ 2985 | \$ 3113 | \$ 3363 | \$ 3675 | \$ 3992 | \$ 4307 | \$ 4940 |
| | 155.0# | 2581 | 2624 | 2698 | 2791 | 2857 | 2985 | 3113 | 3363 | 3675 | 3992 | 4307 | 4940 |
| | | | | | | | | | | | | | |
| | | | | | | | | | | | | | |
| | | | | | | | | | | | | | |
| | | | | | | | | | | | | | |
| | | | | | | | | | | | | | |
| | | | | | | | | | | | | | |
| | 155.0# | \$ 2667 | \$ 2711 | \$ 2784 | \$ 2878 | \$ 2943 | \$ 3071 | \$ 3201 | \$ 3449 | \$ 3763 | \$ 4081 | \$ 4395 | \$ 5027 |
| | 155.0# | 2667 | 2711 | 2784 | 2878 | 2943 | 3071 | 3201 | 3449 | 3763 | 4081 | 4395 | 5027 |

/RFCA - Right front - add \$44
NOTE: If optional I.V. pole is specified,
catheter attachment can not be specified in
the same location.

Lateral head supports per pair (C.O.M. = 1.5 yd)
/HS and \$160

Adjustable pillow (C.O.M. = .75 yd)
/PW and \$171

Head support and/or pillow contrasting fabric will match back fabric selection.

Posey restraints may be done as a special.

C.O.M. Requirements

C.O.M. yardage requirements listed above are based on plain goods 54" wide. If less than 54" wide or fabrics requiring matching (stripes, plaids, prints, large patterns), additional yardage will be needed. Consult C.O.M. matrix on the Ordering C.O.M. and C.O.L. page for additional yardage needed. For C.O.M. fabric sent to KI-High Point on

multiple rolls, add an additional yard of fabric per roll to the yardage requirements.

C.O.L. Requirements

Figure 18 sq. ft. of leather (C.O.L.) for each yard shown (i.e., $4.75 \times 18 = 85.5$ sq. ft.).

Contrasting Upholstery

When contrasting fabric is chosen, price at highest in-grade.

Minimum Fabric/Leather Quantity

Minimum Fabric/Leather Quantity
Minimum order for fabric is 1 yard. Minimum order for leather is 1 hide (approximately 50 sq. ft.).

Construction

Seat platform constructed of tubular steel and kiln-dried hardwood. Back constructed of kiln-dried hardwood and laminated plywood. Arms constructed of kiln-dried hardwood. Cushioning of multiple densities of polyurethane foam and Dacron fiber.

SPECIAL SERVICES

Special Carton Marking

| | |
|-----------------------------------|-----|
| With specially marked information | N/C |
|-----------------------------------|-----|

Shipping

Shipped **assembled freight prepaid f.o.b.**
High Point, North Carolina 27263 factory.
 Freight class #250.

Specifications and prices are subject to change without prior notice.

Briar®
Recliner Replacement Parts

| | | | MODEL NUMBER | | Approx. Packaged Weight Delivered Pricing Grade C.O.M. | | |
|-------|---|--------|-----------------|-----------------------------------|--|--------|--------|
| | | | Basic Model | Non-Contrast or Fabric Contrast 1 | | | |
| | MODEL | COM | | | | | |
| BRRP | Replacement Cover Set | 4.5 yd | BRRC | □□□□ | 5.0# | N/A | \$ 497 |
| | | | | | | | |
| BRRP | Replacement Head Support Covers • Uph. cover | .75 yd | BRHS | □□□□ | 1.0# | N/A | \$ 99 |
| | | | | | | | |
| BRRP | Replacement Magazine Rack Cover • Includes armcaps | .75 yd | BRMR | □□□□ | 3.0# | N/A | \$ 99 |
| | | | | | | | |
| HRDPT | Replacement Med Caster Kit Includes: • (2) Med caster locking casters • (2) Med caster non-locking casters • (8) Hex nuts, (4) lock washers • (1) Small tube of Loc-Tite | | RETRO.MEDCASTER | | 7.0# | \$ 222 | |
| | | | | | | | |
| | | | | | | | |
| | | | | | | | |

A

B

HOW TO ORDER

Indicate the following information on order form:

- Quantity of each item.
- Model number, including options. See “How To Build a Model Number”.
- Any special service required.

Note:

- The □ indicates that a choice is required.
- The absence of the □ indicates that no choice is required.
- Alpha-numeric characters in place of □ indicate that no other alternatives are available.

HOW TO BUILD A MODEL NUMBER

- A Select basic model.
- B Select non-contrast or fabric contrast 1. Refer to color addendum at [ki.com](#) or KI Fabrics & Finishes binder.

INFORMATION

C.O.M. Requirements
C.O.M. yardage requirements listed above are based on plain goods 54" wide. If less than 54" wide or fabrics requiring matching (stripes, plaids, prints, large patterns), additional yardage will be needed. Consult C.O.M. matrix on the Ordering C.O.M. and C.O.L. page for additional yardage needed. For C.O.M. fabric sent to KI-High Point on multiple rolls, add an additional yard of fabric per roll to the yardage requirements.

C.O.L. Requirements
Figure 18 sq. ft. of leather (C.O.L.) for each yard shown (i.e., 4.75 x 18 = 85.5 sq. ft.).

Contrasting Upholstery
When contrasting fabric is chosen, price at highest in-grade.



| Grade C | Grade D | Grade E & C.O.L. | Grade F | Grade G | Grade H | Grade I | Grade J | Grade K | Grade L Leather | Grade M Leather | Moisture Barrier add to list price |
|------------|------------|------------------------|------------|------------|------------|------------|------------|------------|--------------------|--------------------|---|
| \$ 539 | \$ 610 | \$ 700 | \$ 763 | \$ 884 | \$ 1004 | \$ 1246 | \$ 1542 | \$ 1844 | \$ 2147 | \$ 2751 | \$ 129 |
| \$ 102 | \$ 113 | \$ 121 | \$ 126 | \$ 140 | \$ 153 | \$ 175 | \$ 206 | \$ 238 | \$ 263 | \$ 320 | \$ 22 |
| \$ 102 | \$ 113 | \$ 121 | \$ 126 | \$ 140 | \$ 153 | \$ 175 | \$ 206 | \$ 238 | \$ 263 | \$ 320 | \$ 22 |
| N/A | | | | | | | | | | | |
| | | | | | | | | | | | |
| | | | | | | | | | | | |

SPECIAL SERVICES

Special Carton Marking

With specially marked information N/C




Shipping

Shipped **k.d. freight prepaid f.o.b. High Point, North Carolina 27263** factory.
Freight class #100.

Specifications and prices are subject to change without prior notice.

Briar®

Patient Chair

| | | | MODEL NUMBER | | | | | | | Approx. Packaged Weight |
|--|----------------------------------|---------|--------------|-----------------------------------|-------------------|-------------|----------|------------------|----------|-------------------------|
| | Features | COM | Basic Model | Non-Contrast or Fabric Contrast 1 | Fabric Contrast 2 | Wood Finish | TB133 | Moisture Barrier | Arm Cap | |
|  <p>BRPC Patient Chair (Open Arm)</p> <ul style="list-style-type: none"> 1 = Back (Fabric Contrast 1) C.O.M. = 1.25 yd 2 = Seat (Fabric Contrast 2) C.O.M. = 1 yd | Non-contrast | 2 yd | BPO/NC | □□□□ | | □□□ | □□□ | □□□ | □□□ | 65.0# |
| | Contrast | | BPO/FC | □□□□ | □□□□ | □□□ | □□□ | □□□ | □□□ | 65.0# |
| | | | | | | | | | | |
| | | | | | | | | | | |
|  <p>BRPC Patient Chair (Closed Arm)</p> <ul style="list-style-type: none"> 1 = Back and arms (Fabric Contrast 1) C.O.M. = 2 yd 2 = Seat (Fabric Contrast 2) C.O.M. = 1 yd | Non-contrast | 2.75 yd | BPH/NC | □□□□ | | □□□ | □□□ | □□□ | □□□ | 65.0# |
| | Contrast | | BPH/FC | □□□□ | □□□□ | □□□ | □□□ | □□□ | □□□ | 65.0# |
| | | | | | | | | | | |
| | | | | | | | | | | |
|  <p>BRPC Ottoman</p> | Height-front to rear 17.5"-12.5" | 1 yd | BOT | □□□□ | | □□□ | □□□ | □□□ | | 20.0# |
| | | | | | | | | | | |
| | | | | | | | | | | |
| | | | | | | | | | | |
| | | | A | B | C | D | E | F | G | |

HOW TO ORDER

Indicate the following information on order form:

- Quantity of each item.
- Model number, including options. See "How To Build a Model Number".
- Any special service required.

Note: • The □ indicates that a choice is required.

- The absence of the □ indicates that no choice is required.
- Alpha-numeric characters in place of □ indicate that no other alternatives are available.

HOW TO BUILD A MODEL NUMBER

A Select basic model.

B Select non-contrast or fabric contrast 1.
Refer to color addendum at ki.com or KI Fabrics & Finishes binder.

C Select fabric contrast 2.
Refer to color addendum at ki.com or KI Fabrics & Finishes binder.

D Select wood finish color.
Refer to color addendum at ki.com or KI Fabrics & Finishes binder.
For Kensington Maple add upcharge.

E Select TB133.
NFR - No TB133 fire retardant
FR - Fire retardant
See pricing column for TB133 upcharge.

F Select moisture barrier.
NMB - No moisture barrier
MB - Moisture barrier

See pricing column for moisture barrier upcharge.

G Select arm option.
WAC - Wood armcaps
PAC - Black poly (pair); add \$90
UAC - Upholstered (pair); add \$51
Upholstered armcap fabric will match arm fabric selection (Fabric Contrast 1). C.O.M. = 1 yd

KENSINGTON MAPLE UPCHARGE

Kensington Maple requires extended leadtimes.

| | |
|--------|------|
| Model | |
| BPO/NC | \$35 |
| BPO/FC | \$35 |
| BPH/NC | \$35 |
| BPH/FC | \$35 |
| BOT | \$87 |



| Grade C.O.M. | Grade C | Grade D | Grade E & C.O.L. | Grade F | Grade G | Grade H | Grade I | Grade J | Grade K | Grade L Leather | Grade M Leather | TB133 add to list price | Moisture Barrier add to list price |
|-----------------|------------|------------|------------------------|------------|------------|------------|------------|------------|------------|--------------------|--------------------|-------------------------------|---|
| \$ 1205 | \$ 1220 | \$ 1256 | \$ 1295 | \$ 1326 | \$ 1381 | \$ 1436 | \$ 1547 | \$ 1681 | \$ 1823 | \$ 1959 | \$ 2236 | \$ 155 | \$ 96 |
| 1258 | 1274 | 1309 | 1348 | 1379 | 1434 | 1491 | 1600 | 1737 | 1877 | 2015 | 2290 | 155 | 96 |
| | | | | | | | | | | | | | |
| | | | | | | | | | | | | | |
| | | | | | | | | | | | | | |
| | | | | | | | | | | | | | |
| | | | | | | | | | | | | | |
| | | | | | | | | | | | | | |
| | | | | | | | | | | | | | |
| \$ 1337 | \$ 1362 | \$ 1405 | \$ 1450 | \$ 1489 | \$ 1554 | \$ 1624 | \$ 1757 | \$ 1926 | \$ 2095 | \$ 2264 | \$ 2603 | \$ 206 | \$ 96 |
| 1391 | 1416 | 1459 | 1505 | 1542 | 1609 | 1677 | 1813 | 1980 | 2148 | 2318 | 2657 | 206 | 96 |
| | | | | | | | | | | | | | |
| | | | | | | | | | | | | | |
| | | | | | | | | | | | | | |
| | | | | | | | | | | | | | |
| | | | | | | | | | | | | | |
| \$ 517 | \$ 525 | \$ 539 | \$ 554 | \$ 566 | \$ 588 | \$ 610 | \$ 654 | \$ 707 | \$ 762 | \$ 817 | \$ 927 | \$ 64 | \$ 46 |

INFORMATION

C.O.M. Requirements

C.O.M. yardage requirements listed above are based on plain goods 54" wide. If less than 54" wide or fabrics requiring matching (stripes, plaids, prints, large patterns), additional yardage will be needed. Consult C.O.M. matrix on the Ordering C.O.M. and C.O.L. page for additional yardage needed. For C.O.M. fabric sent to KI-High Point on multiple rolls, add an additional yard of fabric per roll to the yardage requirements.

C.O.L. Requirements

Figure 18 sq. ft. of leather (C.O.L.) for each yard shown (i.e., 4.75 x 18 = 85.5 sq. ft.).

Contrasting Upholstery

When contrasting fabric is chosen, price at highest in-grade.

Minimum Fabric/Leather Quantity

Minimum order for fabric is 1 yard. Minimum order for leather is 1 hide (approx-

mately 50 sq. ft.).

Moisture Barrier

Moisture barrier is applied underneath the fabric cover as a means of protecting the foam. Not available with TB133.

California TB133 Fire Safety Code

The above seating products can be manufactured using the appropriate flame-retardant materials and fabric selections for compliance to California Technical Bulletin 133. Add "FR" to end of model number and add upcharge. Please contact KI customer service for fabric compliance. Not available with moisture barrier. Nano-Tex treatments can be used when TB133 is required.

Construction

Seat frame constructed of welded structural steel. Back constructed from formed laminated plywood. Arms constructed of kiln-dried hardwood. Cushioning of multiple densities of polyurethane foam and Dacron fiber.

SPECIAL SERVICES

Special Carton Marking

With specially marked information N/C


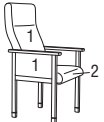

Shipping

Shipped **assembled unless replacement parts which ship k.d. freight prepaid High Point, North Carolina 27263** factory. Freight class #250.

Specifications and prices are subject to change without prior notice.

Briar®

Patient Chair

| | Features | COM | MODEL NUMBER | | | | | | | Approx. Packaged Weight |
|---|----------------------------------|---------|--------------|-----------------------------------|-------------------|-------------|----------|------------------|----------|-------------------------|
| | | | Basic Model | Non-Contrast or Fabric Contrast 1 | Fabric Contrast 2 | Wood Finish | TB133 | Moisture Barrier | Arm Cap | |
|  | Non-contrast | 2 yd | BOX/NC | □□□□ | | □□□ | □□□ | □□□ | □□□ | 65.0# |
| | Contrast | | BOX/FC | □□□□ | □□□□ | □□□ | □□□ | □□□ | □□□ | 65.0# |
| | | | | | | | | | | |
| | | | | | | | | | | |
| BMPC Motion Patient Chair (Open Arm) • 1 = Back (Fabric Contrast 1) C.O.M. = 1.25 yd • 2 = Seat (Fabric Contrast 2) C.O.M. = 1 yd | | | | | | | | | | |
|  | Non-contrast | 2.75 yd | BHX/NC | □□□□ | | □□□ | □□□ | □□□ | □□□ | 65.0# |
| | Contrast | | BHX/FC | □□□□ | □□□□ | □□□ | □□□ | □□□ | □□□ | 65.0# |
| | | | | | | | | | | |
| | | | | | | | | | | |
| BMPC Motion Patient Chair (Closed Arm) • 1 = Back and arms (Fabric Contrast 1) C.O.M. = 2 yd • 2 = Seat (Fabric Contrast 2) C.O.M. = 1 yd | | | | | | | | | | |
|  | Height-front to rear 14.5"-10.5" | 1 yd | BOT2 | □□□□ | | □□□ | □□□ | □□□ | | 20.0# |
| | | | | | | | | | | |
| | | | | | | | | | | |
| | | | | | | | | | | |
| BRPC Ottoman | | | | | | | | | | |
| | | | A | B | C | D | E | F | G | |

HOW TO ORDER

Indicate the following information on order form:

- Quantity of each item.
- Model number, including options. See "How To Build a Model Number".
- Any special service required.

Note: • The □ indicates that a choice is required.

- The absence of the □ indicates that no choice is required.
- Alpha-numeric characters in place of □ indicate that no other alternatives are available.

HOW TO BUILD A MODEL NUMBER

A Select basic model.

B Select non-contrast or fabric contrast 1.
Refer to color addendum at ki.com or KI Fabrics & Finishes binder.

C Select fabric contrast 2.
Refer to color addendum at ki.com or KI Fabrics & Finishes binder.

D Select wood finish color.
Refer to color addendum at ki.com or KI Fabrics & Finishes binder.
For Kensington Maple add upcharge.

E Select TB133.

NFR - No TB133 fire retardant
FR - Fire retardant

See pricing column for TB133 upcharge.

F Select moisture barrier.

NMB - No moisture barrier
MB - Moisture barrier

See pricing column for moisture barrier upcharge.

G Select arm option.

WAC - Wood armcaps

UAC - Upholstered (pair); add

\$51

PAC - Black poly (pair); add

\$90

Upholstered armcap fabric will match arm fabric selection (Fabric Contrast 1). C.O.M. = 1.25 yd

KENSINGTON MAPLE UPCHARGE

Kensington Maple requires extended leadtimes.

| | |
|--------|------|
| Model | |
| BPX/NC | \$70 |
| BPX/FC | \$70 |
| BHX/NC | \$70 |
| BHX/FC | \$70 |
| BOT2 | \$35 |



| | Grade C.O.M. | Grade C | Grade D | Grade E & C.O.L. | Grade F | Grade G | Grade H | Grade I | Grade J | Grade K | Grade L Leather | Grade M Leather | TB133 add to list price | Moisture Barrier add to list price |
|--|-----------------|------------|------------|------------------------|------------|------------|------------|------------|------------|------------|--------------------|--------------------|-------------------------------|---|
| | \$ 1877 | \$ 1892 | \$ 1918 | \$ 1948 | \$ 2033 | \$ 2072 | \$ 2113 | \$ 2162 | \$ 2262 | \$ 2360 | \$ 2461 | \$ 2661 | \$ 162 | \$ 100 |
| | 1930 | 1947 | 1973 | 2000 | 2086 | 2125 | 2165 | 2216 | 2314 | 2415 | 2513 | 2714 | 162 | 100 |
| | | | | | | | | | | | | | | |
| | | | | | | | | | | | | | | |
| | | | | | | | | | | | | | | |
| | | | | | | | | | | | | | | |
| | | | | | | | | | | | | | | |
| | | | | | | | | | | | | | | |
| | | | | | | | | | | | | | | |
| | | | | | | | | | | | | | | |
| | | | | | | | | | | | | | | |
| | | | | | | | | | | | | | | |
| | | | | | | | | | | | | | | |
| | | | | | | | | | | | | | | |
| | | | | | | | | | | | | | | |
| | | | | | | | | | | | | | | |
| | | | | | | | | | | | | | | |
| | | | | | | | | | | | | | | |
| | | | | | | | | | | | | | | |
| | | | | | | | | | | | | | | |
| | | | | | | | | | | | | | | |
| | | | | | | | | | | | | | | |
| | | | | | | | | | | | | | | |
| | | | | | | | | | | | | | | |
| | | | | | | | | | | | | | | |
| | | | | | | | | | | | | | | |
| | | | | | | | | | | | | | | |
| | | | | | | | | | | | | | | |
| | | | | | | | | | | | | | | |
| | | | | | | | | | | | | | | |
| | | | | | | | | | | | | | | |
| | | | | | | | | | | | | | | |
| | | | | | | | | | | | | | | |
| | | | | | | | | | | | | | | |
| | | | | | | | | | | | | | | |
| | | | | | | | | | | | | | | |
| | | | | | | | | | | | | | | |
| | | | | | | | | | | | | | | |
| | | | | | | | | | | | | | | |
| | | | | | | | | | | | | | | |
| | | | | | | | | | | | | | | |
| | | | | | | | | | | | | | | |
| | | | | | | | | | | | | | | |
| | | | | | | | | | | | | | | |
| | | | | | | | | | | | | | | |
| | | | | | | | | | | | | | | |
| | | | | | | | | | | | | | | |
| | | | | | | | | | | | | | | |
| | | | | | | | | | | | | | | |
| | | | | | | | | | | | | | | |
| | | | | | | | | | | | | | | |
| | | | | | | | | | | | | | | |
| | | | | | | | | | | | | | | |
| | | | | | | | | | | | | | | |
| | | | | | | | | | | | | | | |
| | | | | | | | | | | | | | | |
| | | | | | | | | | | | | | | |
| | | | | | | | | | | | | | | |
| | | | | | | | | | | | | | | |
| | | | | | | | | | | | | | | |
| | | | | | | | | | | | | | | |
| | | | | | | | | | | | | | | |
| | | | | | | | | | | | | | | |
| | | | | | | | | | | | | | | |
| | | | | | | | | | | | | | | |
| | | | | | | | | | | | | | | |
| | | | | | | | | | | | | | | |
| | | | | | | | | | | | | | | |
| | | | | | | | | | | | | | | |
| | | | | | | | | | | | | | | |
| | | | | | | | | | | | | | | |
| | | | | | | | | | | | | | | |
| | | | | | | | | | | | | | | |
| | | | | | | | | | | | | | | |
| | | | | | | | | | | | | | | |
| | | | | | | | | | | | | | | |
| | | | | | | | | | | | | | | |
| | | | | | | | | | | | | | | |
| | | | | | | | | | | | | | | |
| | | | | | | | | | | | | | | |
| | | | | | | | | | | | | | | |
| | | | | | | | | | | | | | | |
| | | | | | | | | | | | | | | |
| | | | | | | | | | | | | | | |
| | | | | | | | | | | | | | | |
| | | | | | | | | | | | | | | |
| | | | | | | | | | | | | | | |
| | | | | | | | | | | | | | | |
| | | | | | | | | | | | | | | |
| | | | | | | | | | | | | | | |
| | | | | | | | | | | | | | | |
| | | | | | | | | | | | | | | |
| | | | | | | | | | | | | | | |
| | | | | | | | | | | | | | | |
| | | | | | | | | | | | | | | |
| | | | | | | | | | | | | | | |
| | | | | | | | | | | | | | | |
| | | | | | | | | | </ | | | | | |

BRHC

- The absence of the ☐ indicates that no choice is required.
- Alpha-numeric characters in place of ☐ indicate that no other alternatives are available.

Upholstered armcap fabric will match arm fabric selection (Fabric Contrast 1). C.O.M. = 1 yd



| Approx. Packaged Weight | Grade C.O.M. | Grade C | Grade D | Grade E & C.O.L. | Grade F | Grade G | Grade H | Grade I | Grade J | Grade K | Grade L Leather | Grade M Leather | TB133 add to list price | Moisture Barrier add to list price |
|-------------------------------|-----------------|------------|------------|------------------------|------------|------------|------------|------------|------------|------------|--------------------|--------------------|-------------------------------|---|
| 65.0# | \$ 1377 | \$ 1404 | \$ 1428 | \$ 1459 | \$ 1491 | \$ 1540 | \$ 1579 | \$ 1641 | \$ 1718 | \$ 1870 | \$ 1989 | \$ 2222 | \$ 218 | \$ 154 |
| 65.0# | 1430 | 1454 | 1480 | 1512 | 1543 | 1594 | 1632 | 1692 | 1769 | 1921 | 2041 | 2274 | 218 | 154 |

KENSINGTON MAPLE UPCHARGE

Kensington Maple requires extended leadtimes.

Model

BOHC/NC \$50

BOHC/FC \$50

INFORMATION

C.O.M. Requirements

C.O.M. yardage requirements listed above are based on plain goods 54" wide. If less than 54" wide or fabrics requiring matching (stripes, plaids, prints, large patterns), additional yardage will be needed. Consult C.O.M. matrix on the Ordering C.O.M. and C.O.L. page for additional yardage needed. For C.O.M. fabric sent to KI-High Point on multiple rolls, add an additional yard of fabric per roll to the yardage requirements.

C.O.L. Requirements

Figure 18 sq. ft. of leather (C.O.L.) for each yard shown (i.e., 4.75 x 18 = 85.5 sq. ft.).

Contrasting Upholstery

When contrasting fabric is chosen, price at highest in-grade.

Minimum Fabric/Leather Quantity

Minimum order for fabric is 1 yard. Minimum order for leather is 1 hide (approx-

mately 50 sq. ft.).

Moisture Barrier

Moisture barrier is applied underneath the fabric cover as a means of protecting the foam. Not available with TB133.

California TB133 Fire Safety Code

The above seating products can be manufactured using the appropriate flame-retardant materials and fabric selections for compliance to California Technical Bulletin 133. Add "FR" to end of model number and add upcharge. Please contact KI customer service for fabric compliance. Not available with moisture barrier. Nano-Tex treatments can be used when TB133 is required.

Construction

Seat frame constructed of welded structural steel. Back constructed from formed laminated plywood. Arms constructed of kiln-dried hardwood. Cushioning of multiple densities of polyurethane foam and Dacron fiber.

SPECIAL SERVICES

Special Carton Marking

With specially marked information N/C

Shipping

Shipped **assembled unless replacement parts which ship k.d. freight prepaid High Point, North Carolina 27263** factory. Freight class #250.

Specifications and prices are subject to change without prior notice.

Briar®
Patient Chair Replacement Parts

| | | | MODEL NUMBER | | | | Approx. Packaged Weight | | | Grade C.O.M. | Grade C |
|-------|--|---------|----------------|--|-------|---------------------|-------------------------------|----|-----|-----------------|------------|
| | | | Basic Model | Non-Contrast or Fabric Contrast 1 | TB133 | Moisture Barrier | | | | | |
| MODEL | COM | | | | | | | | | | |
| BRRP | Patient Chair Replacement Seat Cover | 1 yd | BRS23 | □□□□ | □□□ | □□□ | 5.0# | \$ | 135 | \$ | 141 |
| | | | | | | | | | | | |
| BRRP | Patient Chair Replacement Back Cover (High Back) | .75 yd | BRB26 | □□□□ | □□□ | □□□ | 5.0# | \$ | 149 | \$ | 159 |
| | | | | | | | | | | | |
| BRRP | Patient Chair Replacement Arm Panel Cover (Closed Arm) | .5 yd | BRPH | □□□□ | □□□ | □□□ | 5.0# | \$ | 72 | \$ | 73 |
| | | | | | | | | | | | |
| BRRP | Motion Patient Chair Replacement Back Cover | 2 yd | BOXC-B | □□□□ | □□□ | □□□ | 10.0# | \$ | 279 | \$ | 289 |
| | | | | | | | | | | | |
| BRRP | Motion Patient Chair Replacement Seat Cover | 2.75 yd | BOXC-S | □□□□ | □□□ | □□□ | 10.0# | \$ | 186 | \$ | 193 |
| | | | | | | | | | | | |
| | | | A | B | C | D | | | | | |

HOW TO ORDER

Indicate the following information on order form:

- Quantity of each item.
- Model number, including options. See “How To Build a Model Number”.
- Any special service required.

Note:

- The □ indicates that a choice is required.
- The absence of the □ indicates that no choice is required.
- Alpha-numeric characters in place of □ indicate that no other alternatives are available.

HOW TO BUILD A MODEL NUMBER

- A** Select basic model.
- B** Select non-contrast or fabric contrast 1. Refer to color addendum at ki.com or KI Fabrics & Finishes binder.
- C** Select TB133.
- | | |
|------------|---------------------------|
| NFR | - No TB133 fire retardant |
| FR | - Fire retardant |
- See pricing column for TB133 upcharge.
- D** Select moisture barrier.
- | | |
|------------|-----------------------|
| NMB | - No moisture barrier |
| MB | - Moisture barrier |
- See pricing column for moisture barrier upcharge.

INFORMATION

C.O.M. Requirements
C.O.M. yardage requirements listed above are based on plain goods 54" wide. If less than 54" wide or fabrics requiring matching (stripes, plaids, prints, large patterns), additional yardage will be needed. Consult C.O.M. matrix on the Ordering C.O.M. and C.O.L. page for additional yardage needed. For C.O.M. fabric sent to KI-High Point on multiple rolls, add an additional yard of fabric per roll to the yardage requirements.

C.O.L. Requirements
Figure 18 sq. ft. of leather (C.O.L.) for each yard shown (i.e., 4.75 x 18 = 85.5 sq. ft.).

Contrasting Upholstery
When contrasting fabric is chosen, price at highest in-grade.

California TB133 Fire Safety Code
The above seating products can be manufactured using the appropriate flame-

retardant materials and fabric selections for compliance to California Technical Bulletin 133. Add "FR" to end of model number and add upcharge. Please contact KI customer service for fabric compliance. Not available with moisture barrier. Nano-Tex treatments can be used when TB133 is required.



| Grade D | Grade E & C.O.L. | Grade F | Grade G | Grade H | Grade I | Grade J | Grade K | Grade L Leather | Grade M Leather | TB133 add to list price | Moisture Barrier add to list price |
|------------|------------------------|------------|------------|------------|------------|------------|------------|--------------------|--------------------|-------------------------------|---|
| \$ 155 | \$ 168 | \$ 180 | \$ 203 | \$ 222 | \$ 265 | \$ 319 | \$ 372 | \$ 423 | \$ 531 | \$ 78 | \$ 49 |
| \$ 175 | \$ 201 | \$ 215 | \$ 245 | \$ 274 | \$ 333 | \$ 405 | \$ 479 | \$ 553 | \$ 701 | \$ 103 | \$ 65 |
| \$ 75 | \$ 79 | \$ 82 | \$ 88 | \$ 92 | \$ 106 | \$ 116 | \$ 132 | \$ 144 | \$ 169 | \$ 26 | \$ 15 |
| \$ 302 | \$ 322 | \$ 333 | \$ 358 | \$ 381 | \$ 411 | \$ 469 | \$ 532 | \$ 592 | \$ 709 | \$ 92 | \$ 57 |
| \$ 202 | \$ 214 | \$ 222 | \$ 239 | \$ 254 | \$ 274 | \$ 316 | \$ 353 | \$ 393 | \$ 472 | \$ 61 | \$ 38 |

SPECIAL SERVICES

Special Carton Marking

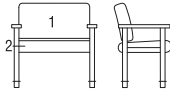
With specially marked information N/C

Shipping

Shipped **assembled unless replacement parts which ship k.d. freight prepaid High Point, North Carolina 27263** factory. Freight class #250.

Specifications and prices are subject to change without prior notice.

Briar®
Bariatric

| | | | | MODEL NUMBER | | | | | | | |
|--|---|--------------|--------|--------------|-----------------------------------|-------------------|-------------|----------|----------|------------------|--|
| | | | | Basic Model | Non-Contrast or Fabric Contrast 1 | Fabric Contrast 2 | Wood Finish | Arm Cap | TB133 | Moisture Barrier | |
| MODEL | Features | COM | | | | | | | | | |
|  BRBS | Bariatric Chair (Open Arm) | Non-contrast | 2.5 yd | BOCL/NC | □□□□ | | □□□ | □□□ | □□□ | □□□ | |
| | • 1 = Back (Fabric Contrast 1) C.O.M. = 1.5 yd | Contrast | | BOCL/FC | □□□□ | □□□□ | □□□ | □□□ | □□□ | □□□ | |
| | • 2 = Seat (Fabric Contrast 2) C.O.M. = 1.25 yd | | | | | | | | | | |
| | | | | | | | | | | | |
| | | | | | | | | | | | |
| | | | | A | B | C | D | E | F | G | |

HOW TO ORDER

Indicate the following information on order form:

- Quantity of each item.
- Model number, including options. See “How To Build a Model Number”.
- Any special service required.

Note:

- The □ indicates that a choice is required.
- The absence of the □ indicates that no choice is required.
- Alpha-numeric characters in place of □ indicate that no other alternatives are available.

HOW TO BUILD A MODEL NUMBER

- A** Select basic model.

B Select non-contrast or fabric contrast 1. Refer to color addendum at ki.com or KI Fabrics & Finishes binder.

C Select fabric contrast 2. Refer to color addendum at ki.com or KI Fabrics & Finishes binder.

D Select wood finish color. Refer to color addendum at ki.com or KI Fabrics & Finishes binder. For Kensington Maple add upcharge.

E Select arm option.

| | |
|------------|--------------------------------|
| WAC | - Wood (standard) |
| UAC | - Upholstered (pair); add \$26 |
| PAC | - Black poly (pair); add \$46 |

F Select TB133.

| | |
|------------|---------------------------|
| NFR | - No TB133 fire retardant |
| FR | - Fire retardant |
- See pricing column for TB133 upcharge.

G Select moisture barrier.

| | |
|------------|-----------------------|
| NMB | - No moisture barrier |
| MB | - Moisture barrier |

See pricing column for moisture barrier upcharge.

KENSINGTON MAPLE UPCHARGE

Kensington Maple requires extended leadtimes.

| | |
|---------|------|
| Model | |
| BOCL/NC | \$35 |
| BOCL/FC | \$35 |



| Approx. Packaged Weight | Grade C.O.M. | Grade C | Grade D | Grade E & C.O.L. | Grade F | Grade G | Grade H | Grade I | Grade J | Grade K | Grade L Leather | Grade M Leather | TB133 add to list price | Moisture Barrier add to list price |
|-------------------------------|-----------------|------------|------------|------------------------|------------|------------|------------|------------|------------|------------|--------------------|--------------------|-------------------------------|---|
| 65.0# | \$ 1515 | \$ 1542 | \$ 1567 | \$ 1598 | \$ 1631 | \$ 1681 | \$ 1721 | \$ 1786 | \$ 1865 | \$ 2017 | \$ 2140 | \$ 2377 | \$ 218 | \$ 154 |
| 65.0# | 1570 | 1594 | 1622 | 1653 | 1684 | 1737 | 1775 | 1838 | 1916 | 2069 | 2193 | 2430 | 218 | 154 |

INFORMATION

C.O.M. Requirements

C.O.M. yardage requirements listed above are based on plain goods 54" wide. If less than 54" wide or fabrics requiring matching (stripes, plaids, prints, large patterns), additional yardage will be needed. Consult C.O.M. matrix on the Ordering C.O.M. and C.O.L. page for additional yardage needed. For C.O.M. fabric sent to KI-High Point on multiple rolls, add an additional yard of fabric per roll to the yardage requirements.

C.O.L. Requirements

Figure 18 sq. ft. of leather (C.O.L.) for each yard shown (i.e., 4.75 x 18 = 85.5 sq. ft.).

Contrasting Upholstery

When contrasting fabric is chosen, price at highest in-grade.

Minimum Fabric/Leather Quantity

Minimum order for fabric is 1 yard. Minimum order for leather is 1 hide (approx-

mately 50 sq. ft.).

Moisture Barrier

Moisture barrier is applied underneath the fabric cover as a means of protecting the foam. Not available with TB133.

California TB133 Fire Safety Code

The above seating products can be manufactured using the appropriate flame-retardant materials and fabric selections for compliance to California Technical Bulletin 133. Add "FR" to end of model number and add upcharge. Please contact KI customer service for fabric compliance. Not available with moisture barrier. Nano-Tex treatments can be used when TB133 is required.

Construction

BARIATRIC UNITS ARE CYCLE TESTED TO EXCEED ANSI/BIFMA STANDARDS TO SAFELY ACCOMMODATE A PERSON WEIGHING UP TO 750 POUNDS.

Seat frame constructed of welded structural

steel. Backs constructed from formed laminated plywood. Cushioning for seats and backs are multiple densities of polyurethane foam wrapped with 1" high resilient polyurethane foam. Exposed wood for Briar is hardwood. Field recoverable seats and backs.

SPECIAL SERVICES

Special Carton Marking

With specially marked information N/C

Shipping

Shipped **assembled unless replacement parts which ship k.d. freight prepaid High Point, North Carolina 27263** factory. Freight class #250.

Specifications and prices are subject to change without prior notice.

Flex™
General Information



Lounge Sleeper



Loveseat Sleeper



Recliner



Patient Chair (Open Arm)



Patient Chair (Closed Arm)

| General Dimensions | | | | | |
|-------------------------|---------|--------------------------|---------|---------|---------|
| Seat width | 27-1/2" | 56" | 21-1/2" | 20" | 20" |
| Seat depth | 20" | 20" | 20" | 19" | 19" |
| Seat height | 17" | 17" | 19-1/2" | 18" | 18" |
| Arm height | 28" | 28" | 24-1/2" | 24" | 24" |
| Sleep surface width | 27-1/2" | 27-1/2" LFS/RFS - 56" DS | | | |
| Sleep surface depth | 77" | 77" LFS/RFS/DS | | | |
| Full recline depth | 62" | | | | |
| Overall Dimensions | | | | | |
| Width | 33" | 61" | 26-1/4" | 23-1/2" | 23-1/2" |
| Depth | 37-1/2" | 37-1/2" | 33-1/2" | 30-1/2" | 30-1/2" |
| Height | 33-1/2" | 33-1/2" | 45" | 41-1/2" | 41-1/2" |
| Depth in sleep position | 82" | 82" | | | |

SPECIFICATIONS

Complimentary Furniture

The following lounge collections offer complimentary furniture that creates continuity and a cohesive look throughout a facility. These complimentary pieces can be found in other sections of the KI price list.

FLEX™ HEALTHCARE SEATING - Flex™ Multiple Seating, Flex™ Occasional Tables, LaResta® Day Bed (FSD/FL)

UPHOLSTERY INFORMATION

C.O.M. Fabric

For C.O.M. fabric sent to KI-High Point on multiple rolls, add an additional yard of fabric per roll to the yardage requirements. Multiple rolls have shorter pieces of fabric on them and do not allow nesting and stacking of the fabric to achieve the best yield as is done with one large roll. This results in yardage shortages and requests for additional fabric from the client, which can hold up

the order. For each roll that is sent, one yard needs to be added and needs to be added to one of the rolls, not separately.

Fabric Disclaimer

Fabric will be applied as swatched by the fabric manufacturer. Fabric that is required to be applied differently than is swatched will need a Special Cost Request written specifying the direction the fabric is to be applied. The posted standard lead time will apply to the Special Cost Request.

FINISH INFORMATION

SPECIAL FINISH MATCHES

KI can match special finish requests at an upcharge of \$64 List per item, up to 12 or a maximum charge of \$771 List per order per color. Special finish requests must be sent to your KI customer service representative.

Upon receipt from KI, the finishing department will prepare a "strike-off" which will be sent to the customer for approval.

The approval form accompanying the strike-off should be faxed to your KI customer service representative. Upon receipt of the signed approval form, KI will proceed with the order. Disapproved samples may be sent back to KI directly with an explanation of disapproval. A Special Finish Number (SFN) will be assigned to this finish sample for future reference or reorders


Motion Patient Chair (Open Arm)

Patient Chair Ottoman

Bariatric Chair (Open Arm)

Glider (Closed Arm)
General Dimensions

| | | | |
|----------------------------|---------|---------|---------|
| Seat width | 21" | 30" | 20-1/4" |
| Seat depth | 19-3/4" | 20-3/4" | 19" |
| Seat height | 18" | 19" | 18" |
| Arm height | 24" | 25-1/2" | 25" |
| Minumum glide range | | | 7" |
| Minumum distance from wall | | | 8" |


Overall Dimensions

| | | | | |
|--------|---------|------------------------------|---------|---------|
| Width | 24-1/2" | 18-1/2" | 33-1/2" | 24-1/2" |
| Depth | 29-3/4" | 20" | 29" | 30-1/2" |
| Height | 42-3/4" | 17-1/2" front - 12-1/2" rear | 34-1/2" | 38-1/2" |

INFORMATION
Warranty

Refer to KI Terms & Conditions document
or visit ki.com

Flex™
Sleeper

| | Features | COM | MODEL NUMBER | | | | | | | | | |
|---|--------------|---------|--------------|-----------------------------------|-------------------|------------|-------------|----------|----------|----------|------------------|--|
| | | | Basic Model | Non-Contrast or Fabric Contrast 1 | Fabric Contrast 2 | Pull Color | Wood Finish | Casters | Arm Cap | TB133 | Moisture Barrier | |
|  FLLS Lounge Sleeper | Non-contrast | 8.5 yd | FLS2/NC | □□□□ | | □□□ | □□□ | □□□□ | □□□ | □□□ | □□□ | |
| | Contrast | | FLS2/FC | □□□□ | □□□□ | □□□ | □□□ | □□□□ | □□□ | □□□ | □□□ | |
| | | | | | | | | | | | | |
| | | | | | | | | | | | | |
| | | | | | | | | | | | | |
| FLRP Lounge Sleeper Replacement Arm Panels, Seat & Back Cushions | Non-contrast | 7.25 yd | FLS2C/NC | □□□□ | | | | | | □□□ | □□□ | |
| | Contrast | | FLS2C/FC | □□□□ | □□□□ | | | | | □□□ | □□□ | |
| | | | | | | | | | | | | |
| | | | | | | | | | | | | |
| | | | | | | | | | | | | |
| | | | A | B | C | D | E | F | G | H | I | |

HOW TO ORDER

Indicate the following information on order form:

- Quantity of each item.
- Model number, including options. See “How To Build a Model Number”.
- Any special service required.

Note:

- The □ indicates that a choice is required.
- The absence of the □ indicates that no choice is required.
- Alpha-numeric characters in place of □ indicate that no other alternatives are available.

HOW TO BUILD A MODEL NUMBER

- A** Select basic model.
- B** Select non-contrast or fabric contrast 1. Refer to color addendum at ki.com or KI Fabrics & Finishes binder.
- C** Select fabric contrast 2. Refer to color addendum at ki.com or KI Fabrics & Finishes binder.
- D** Select pull handle color. Refer to color addendum at ki.com or KI Fabrics & Finishes binder.
- E** Select wood finish color. Refer to color addendum at ki.com or KI Fabrics & Finishes binder. For Kensington Maple add upcharge.
- F** Select casters.
NCST - No casters (standard)
FRCST - Front fixed - rear lock/swivel; add \$129

- G** Select armcaps.
WAC - Wood armcaps
UAC - Upholstered (pair); add \$129
Armcap upholstery matches seat & back fabric (C.O.M. = 1 yd per pair).
- H** Select TB133.
NFR - No TB133 fire retardant
FR - Fire retardant
See pricing column for TB133 upcharge.
- I** Select moisture barrier.
NMB - No moisture barrier
MB - Moisture barrier
See pricing column for moisture barrier upcharge.

KENSINGTON MAPLE UPCHARGE

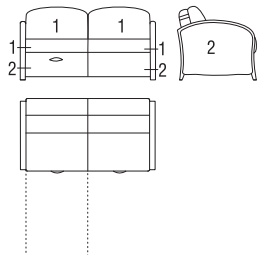
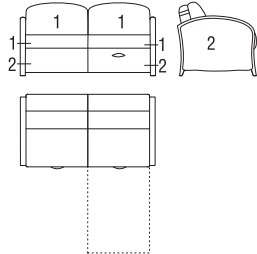
Kensington Maple requires extended leadtimes.

| | |
|-------------|------|
| Model | |
| FLS2/NC | \$87 |
| FLS2/FC | \$87 |
| FLSS/LFS/NC | \$87 |
| FLSS/RFS/NC | \$87 |
| FLSS/DS/NC | \$87 |
| FLSS/LFS/FC | \$87 |
| FLSS/RFS/FC | \$87 |
| FLSS/DS/FC | \$87 |



| Approx. Packaged Weight | Grade C.O.M. | Grade C | Grade D | Grade E & C.O.L. | Grade F | Grade G | Grade H | Grade I | Grade J | Grade K | Grade L Leather | Grade M Leather | TB133 add to list price | Moisture Barrier add to list price |
|-------------------------------|-----------------|------------|------------|------------------------|------------|------------|------------|------------|------------|------------|--------------------|--------------------|-------------------------------|---|
| 155.0# | \$ 2842 | \$ 2901 | \$ 3006 | \$ 3127 | \$ 3345 | \$ 3375 | \$ 3539 | \$ 3746 | \$ 4154 | \$ 4567 | \$ 4977 | \$ 5801 | \$ 365 | \$ 129 |
| 155.0# | 2894 | 2956 | 3059 | 3180 | 3399 | 3428 | 3593 | 3800 | 4210 | 4620 | 5030 | 5853 | 365 | 129 |
| | | | | | | | | | | | | | | |
| | | | | | | | | | | | | | | |
| | | | | | | | | | | | | | | |
| | | | | | | | | | | | | | | |
| | | | | | | | | | | | | | | |
| | | | | | | | | | | | | | | |
| | | | | | | | | | | | | | | |
| | | | | | | | | | | | | | | |
| | | | | | | | | | | | | | | |
| | | | | | | | | | | | | | | |
| | | | | | | | | | | | | | | |
| | | | | | | | | | | | | | | |
| | | | | | | | | | | | | | | |
| | | | | | | | | | | | | | | |
| | | | | | | | | | | | | | | |
| | | | | | | | | | | | | | | |
| | | | | | | | | | | | | | | |
| | | | | | | | | | | | | | | |
| | | | | | | | | | | | | | | |
| | | | | | | | | | | | | | | |
| | | | | | | | | | | | | | | |
| | | | | | | | | | | | | | | |
| | | | | | | | | | | | | | | |
| | | | | | | | | | | | | | | |
| | | | | | | | | | | | | | | |
| | | | | | | | | | | | | | | |
| | | | | | | | | | | | | | | |
| | | | | | | | | | | | | | | |
| | | | | | | | | | | | | | | |
| | | | | | | | | | | | | | | |
| | | | | | | | | | | | | | | |
| | | | | | | | | | | | | | | |
| | | | | | | | | | | | | | | |
| | | | | | | | | | | | | | | |
| | | | | | | | | | | | | | | |
| | | | | | | | | | | | | | | |
| | | | | | | | | | | | | | | |
| | | | | | | | | | | | | | | |
| | | | | | | | | | | | | | | |
| | | | | | | | | | | | | | | |
| | | | | | | | | | | | | | | |
| | | | | | | | | | | | | | | |
| | | | | | | | | | | | | | | |
| | | | | | | | | | | | | | | |
| | | | | | | | | | | | | | | |
| | | | | | | | | | | | | | | |
| | | | | | | | | | | | | | | |
| | | | | | | | | | | | | | | |
| | | | | | | | | | | | | | | |
| | | | | | | | | | | | | | | |
| | | | | | | | | | | | | | | |
| | | | | | | | | | | | | | | |
| | | | | | | | | | | | | | | |
| | | | | | | | | | | | | | | |
| | | | | | | | | | | | | | | |
| | | | | | | | | | | | | | | |
| | | | | | | | | | | | | | | |
| | | | | | | | | | | | | | | |
| | | | | | | | | | | | | | | |
| | | | | | | | | | | | | | | |
| | | | | | | | | | | | | | | |
| | | | | | | | | | | | | | | |
| | | | | | | | | | | | | | | |
| | | | | | | | | | | | | | | |
| | | | | | | | | | | | | | | |
| | | | | | | | | | | | | | | |
| | | | | | | | | | | | | | | |
| | | | | | | | | | | | | | | |
| | | | | | | | | | | | | | | |
| | | | | | | | | | | | | | | |
| | | | | | | | | | | | | | | |
| | | | | | | | | | | | | | | |
| | | | | | | | | | | | | | | |
| | | | | | | | | | | | | | | |
| | | | | | | | | | | | | | | |
| | | | | | | | | | | | | | | |
| | | | | | | | | | | | | | | |
| | | | | | | | | | | | | | | |
| | | | | | | | | | | | | | | |
| | | | | | | | | | | | | | | |
| | | | | | | | | | | | | | | |
| | | | | | | | | | | | | | | |
| | | | | | | | | | | | | | | |
| | | | | | | | | | | | | | | |
| | | | | | | | | | | | | | | |
| | | | | | | | | | | | | | | |
| | | | | | | | | | | | | | | |
| | | | | | | | | | | | | | | |
| | | | | | | | | | | | | | | |
| | | | | | | | | | | | | | | |

Flex™
Sleeper

| | | | MODEL NUMBER | | | | | | | | | |
|--|--------------|-------------|-----------------------------------|-------------------|------------|-------------|---------|-------|------------------|-------------------------|--|--|
| Features | COM | Basic Model | Non-Contrast or Fabric Contrast 1 | Fabric Contrast 2 | Pull Color | Wood Finish | Arm Cap | TB133 | Moisture Barrier | Approx. Packaged Weight | | |
|  FLLS Loveseat Sleeper - LFS (Open, Left Side Facing) <ul style="list-style-type: none">1 = Seat and back/sleep surface (Fabric Contrast 1) C.O.M. = 7.5 yd2 = Arms and frame (Fabric Contrast 2) C.O.M. = 6.75 yd | Non-contrast | 13.5 yd | FLSS/LFS/NC | □□□□ | | □□□□ | □□□ | □□□ | □□□ | 220.0# | | |
| | Contrast | | FLSS/LFS/FC | □□□□ | □□□□ | □□□□ | □□□ | □□□ | □□□ | 220.0# | | |
| | | | | | | | | | | | | |
| | | | | | | | | | | | | |
| | | | | | | | | | | | | |
| | | | | | | | | | | | | |
| | | | | | | | | | | | | |
| | | | | | | | | | | | | |
| | | | | | | | | | | | | |
| | | | | | | | | | | | | |
| | | | | | | | | | | | | |
|  FLLS Loveseat Sleeper - RFS (Open, Right Side Facing) <ul style="list-style-type: none">1 = Seat and back/sleep surface (Fabric Contrast 1) C.O.M. = 7.5 yd2 = Arms and frame (Fabric Contrast 2) C.O.M. = 6.75 yd | Non-contrast | 13.5 yd | FLSS/RFS/NC | □□□□ | | □□□□ | □□□ | □□□ | □□□ | 220.0# | | |
| | Contrast | | FLSS/RFS/FC | □□□□ | □□□□ | □□□□ | □□□ | □□□ | □□□ | 220.0# | | |
| | | | | | | | | | | | | |
| | | | | | | | | | | | | |
| | | | | | | | | | | | | |
| | | | | | | | | | | | | |
| | | | | | | | | | | | | |
| | | | | | | | | | | | | |
| | | | | | | | | | | | | |
| | | | | | | | | | | | | |
| | | | | | | | | | | | | |

A

B

C

D

E

F

G

H

A B C D E F G H

HOW TO ORDER

Indicate the following information on order form:

- Quantity of each item.
- Model number, including options. See “How To Build a Model Number”.
- Any special service required.

Note: • The □ indicates that a choice is required.
• The absence of the □ indicates that no choice is required.
• Alpha-numeric characters in place of □ indicate that no other alternatives are available.

HOW TO BUILD A MODEL NUMBER

- A** Select basic model.
- B** Select non-contrast or fabric contrast 1.
Refer to color addendum at ki.com or KI Fabrics & Finishes binder.
- C** Select fabric contrast 2.
Refer to color addendum at ki.com or KI Fabrics & Finishes binder.
- D** Select pull handle color.
Refer to color addendum at ki.com or KI Fabrics & Finishes binder.
- E** Select wood finish color.
Refer to color addendum at ki.com or KI Fabrics & Finishes binder.
For Kensington Maple add upcharge.
- F** Select armcaps.
WAC - Wood (standard)
UAC - Upholstered (pair); add \$129
Armcap upholstery matches seat & back

fabric (C.O.M. = 1 yd per pair).

- G** Select TB133.
NFR - No TB133 fire retardant
FR - Fire retardant
See pricing column for TB133 upcharge.
- H** Select moisture barrier.
NMB - No moisture barrier
MB - Moisture barrier
See pricing column for moisture barrier upcharge.

KENSINGTON MAPLE UPCHARGE

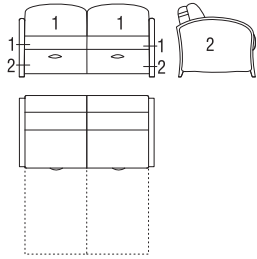
Kensington Maple requires extended leadtimes.

| | |
|-------------|------|
| Model | |
| FLS2/NC | \$87 |
| FLS2/FC | \$87 |
| FLSS/LFS/NC | \$87 |
| FLSS/RFS/NC | \$87 |
| FLSS/DS/NC | \$87 |
| FLSS/LFS/FC | \$87 |
| FLSS/RFS/FC | \$87 |
| FLSS/DS/FC | \$87 |



Specifications and prices are subject to change without prior notice.

Flex™
Sleeper

| | | | MODEL NUMBER | | | | | | | | Approx. Packaged Weight |
|--|--------------|---------|----------------|--|-------------------------|---------------|----------------|------------|----------|---------------------|-------------------------------|
| | | | Basic Model | Non-Contrast or Fabric Contrast 1 | Fabric Contrast 2 | Pull Color | Wood Finish | Arm Cap | TB133 | Moisture Barrier | |
|  FLLS | Features | COM | | | | | | | | | |
| | Non-Contrast | 13.5 yd | FLSS/DS/NC | □□□□ | | □□□□ | □□□ | □□□ | □□□ | □□□ | 255.0# |
| | Contrast | | FLSS/DS/FC | □□□□ | □□□□ | □□□□ | □□□ | □□□ | □□□ | □□□ | 255.0# |
| | | | | | | | | | | | |
| | | | | | | | | | | | |
| | | | | | | | | | | | |
| | | | | | | | | | | | |
| | | | | | | | | | | | |
| | | | | | | | | | | | |
| | | | | | | | | | | | |
| | | | | | | | | | | | |
| | | | A | B | C | D | E | F | G | H | |

- Loveseat Sleeper - DS (Open, Both Sides Facing)**
- 1 = Seat and back/sleep surface (Fabric Contrast 1) C.O.M = 7.5 yd
 - 2 = Arms and frame (Fabric Contrast 2) C.O.M = 6.75 yd

HOW TO ORDER

Indicate the following information on order form:

1. Quantity of each item.
2. Model number, including options. See “How To Build a Model Number”.
3. Any special service required.

Note:

- The □ indicates that a choice is required.
- The absence of the □ indicates that no choice is required.
- Alpha-numeric characters in place of □ indicate that no other alternatives are available.

HOW TO BUILD A MODEL NUMBER

- A** Select basic model.
- B** Select non-contrast or fabric contrast 1.
Refer to color addendum at ki.com or KI Fabrics & Finishes binder.
- C** Select fabric contrast 2.
Refer to color addendum at ki.com or KI Fabrics & Finishes binder.
- D** Select pull handle color.
Refer to color addendum at ki.com or KI Fabrics & Finishes binder.
- E** Select wood finish color.
Refer to color addendum at ki.com or KI Fabrics & Finishes binder.
For Kensington Maple add upcharge.
- F** Select armcaps.
WAC - Wood (standard)
UAC - Upholstered (pair); add \$129
Armcap upholstery matches seat & back

fabric (C.O.M. = 1 yd per pair).

- G** Select TB133.
NFR - No TB133 fire retardant
FR - Fire retardant
See pricing column for TB133 upcharge.
- H** Select moisture barrier.
NMB - No moisture barrier
MB - Moisture barrier
See pricing column for moisture barrier upcharge.

KENSINGTON MAPLE UPCHARGE

Kensington Maple requires extended leadtimes.

| | |
|-------------|------|
| Model | |
| FLS2/NC | \$87 |
| FLS2/FC | \$87 |
| FLSS/LFS/NC | \$87 |
| FLSS/RFS/NC | \$87 |
| FLSS/DS/NC | \$87 |
| FLSS/LFS/FC | \$87 |
| FLSS/RFS/FC | \$87 |
| FLSS/DS/FC | \$87 |



| Grade C.O.M. | Grade C | Grade D | Grade E & C.O.L. | Grade F | Grade G | Grade H | Grade I | Grade J | Grade K | Grade L Leather | Grade M Leather | TB133 add to list price | Moisture Barrier add to list price |
|-----------------|------------|------------|------------------------|------------|------------|------------|------------|------------|------------|--------------------|--------------------|-------------------------------|---|
| \$ 6003 | \$ 6099 | \$ 6260 | \$ 6454 | \$ 6584 | \$ 6845 | \$ 7102 | \$ 7427 | \$ 8074 | \$ 8723 | \$ 9368 | \$ 10672 | \$ 479 | \$ 289 |
| 6082 | 6178 | 6339 | 6535 | 6664 | 6926 | 7183 | 7505 | 8154 | 8804 | 9448 | 10754 | 479 | 289 |

INFORMATION

C.O.M. Requirements

C.O.M. yardage requirements listed above are based on plain goods 54" wide. If less than 54" wide or fabrics requiring matching (stripes, plaids, prints, large patterns), additional yardage will be needed. Consult C.O.M. matrix on the Ordering C.O.M. and C.O.L. page for additional yardage needed. For C.O.M. fabric sent to KI-High Point on multiple rolls, add an additional yard of fabric per roll to the yardage requirements.

C.O.L. Requirements

Figure 18 sq. ft. of leather (C.O.L.) for each yard shown (i.e., 4.75 x 18 = 85.5 sq. ft.).

Contrasting Upholstery

When contrasting fabric is chosen, price at highest in-grade.

Minimum Fabric/Leather Quantity

Minimum order for fabric is 1 yard. Minimum order for leather is 1 hide (approx-

mately 50 sq. ft.).

Moisture Barrier

Moisture barrier is applied underneath the fabric cover as a means of protecting the foam. Not available with TB133.

California TB133 Fire Safety Code

The above seating products can be manufactured using the appropriate flame-retardant materials and fabric selections for compliance to California Technical Bulletin 133. Add "FR" to end of model number and add upcharge. Please contact KI customer service for fabric compliance. Not available with moisture barrier. Nano-Tex treatments can be used when TB133 is required.

Construction

Seat and back frame constructed of welded structural steel. Back frame constructed of kiln-dried hardwood and laminated plywood. Arms constructed of kiln-dried hardwood. Cushions are multiple densities of polyurethane foam. Storage compart-

ments constructed of laminated plywood, black paint standard.

Options

Casters are NOT available on FLSS loveseat sleeper.

SPECIAL SERVICES

Special Carton Marking

With specially marked information N/C

Shipping

Shipped **assembled freight prepaid f.o.b. High Point, North Carolina 27263** factory. Freight class #125.

Specifications and prices are subject to change without prior notice.

Flex™

Sleeper Replacement Parts

| | | | | MODEL NUMBER | | | | | |
|-------|---|--------------|---------|-----------------|-----------------------------------|-------------------|-------|------------------|--|
| | | | | Basic Model | Non-Contrast or Fabric Contrast 1 | Fabric Contrast 2 | TB133 | Moisture Barrier | |
| FLRP | Loveseat Sleeper Replacement Seat & Back Cushions - LFS • Open, left side facing • 1 = Seat and back/sleep surface (Fabric Contrast 1) C.O.M. = 3.75 yd • 2 = Arms panels (Fabric Contrast 2) C.O.M. = 3.5 yd (1.75 yd each arm) | Non-contrast | 6.25 yd | FLSSC/LFS/NC | □□□□ | | □□□ | □□□ | |
| | | Contrast | | FLSSC/LFS/FC | □□□□ | □□□□ | □□□ | □□□ | |
| | | | | | | | | | |
| | | | | | | | | | |
| | | | | | | | | | |
| FLRP | Loveseat Sleeper Replacement Seat & Back Cushions - RFS • Open, right side facing • 1 = Seat and back/sleep surface (Fabric Contrast 1) C.O.M. = 3.75 yd • 2 = Arms panels (Fabric Contrast 2) C.O.M. = 3.5 yd (1.75 yd each arm) | Non-contrast | 6.25 yd | FLSSC/RFS/NC | □□□□ | | □□□ | □□□ | |
| | | Contrast | | FLSSC/RFS/FC | □□□□ | □□□□ | □□□ | □□□ | |
| | | | | | | | | | |
| | | | | | | | | | |
| | | | | | | | | | |
| FLRP | Loveseat Sleeper Replacement Seat & Back Cushions - DS • Open, both sides facing • 1 = Seat and back/sleep surface (Fabric Contrast 1) C.O.M. = 6.5 yd • 2 = Arms panels (Fabric Contrast 2) C.O.M. = 3.5 yd (1.75 yd each arm) | Non-contrast | 9.25 yd | FLSSC/DS/NC | □□□□ | | □□□ | □□□ | |
| | | Contrast | | FLSSC/DS/FC | □□□□ | □□□□ | □□□ | □□□ | |
| | | | | | | | | | |
| | | | | | | | | | |
| | | | | | | | | | |
| HRDPT | Replacement Med Caster Kit Includes: • (2) Med caster locking casters • (2) Med caster non-locking casters • (8) Hex nuts, (4) lock washers • (1) Small tube of Loc-Tite | | | RETRO.MEDCASTER | | | | | |
| | | | | | | | | | |
| | | | | | | | | | |
| | | | | | | | | | |
| | | | | | | | | | |

A

B

C

D

E

HOW TO ORDER

Indicate the following information on order form:

- Quantity of each item.
- Model number, including options. See "How To Build a Model Number".
- Any special service required.

Note: • The ☐ indicates that a choice is required.

- The absence of the ☐ indicates that no choice is required.
- Alpha-numeric characters in place of ☐ indicate that no other alternatives are available.

HOW TO BUILD A MODEL NUMBER

- A** Select basic model.
- B** Select non-contrast or fabric contrast 1.
Refer to color addendum at ki.com or KI Fabrics & Finishes binder.
- C** Select fabric contrast 2.
Refer to color addendum at ki.com or KI Fabrics & Finishes binder.
- D** Select TB133.
NFR - No TB133 fire retardant
FR - Fire retardant
 See pricing column for TB133 upcharge.
- E** Select moisture barrier.
NMB - No moisture barrier
MB - Moisture barrier
 See pricing column for moisture barrier upcharge.

INFORMATION

C.O.M. Requirements

C.O.M. yardage requirements listed above are based on plain goods 54" wide. If less than 54" wide or fabrics requiring matching (stripes, plaids, prints, large patterns), additional yardage will be needed. Consult C.O.M. matrix on the Ordering C.O.M. and C.O.L. page for additional yardage needed. For C.O.M. fabric sent to KI-High Point on multiple rolls, add an additional yard of fabric per roll to the yardage requirements.

C.O.L. Requirements

Figure 18 sq. ft. of leather (C.O.L.) for each yard shown (i.e., 4.75 x 18 = 85.5 sq. ft.).

Moisture Barrier

Moisture barrier is applied underneath the fabric cover as a means of protecting the foam. Not available with TB133.

California TB133 Fire Safety Code

The above seating products can be

manufactured using the appropriate flame-retardant materials and fabric selections for compliance to California Technical Bulletin 133. Add "FR" to end of model number and add upcharge. Please contact KI customer service for fabric compliance. Not available with moisture barrier. Nano-Text treatments can be used when TB133 is required.



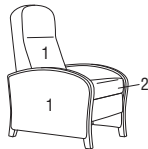
| Approx. Packaged Weight | Deliv- ered Pricing | Grade C.O.M. | Grade C | Grade D | Grade E & C.O.L. | Grade F | Grade G | Grade H | Grade I | Grade J | Grade K | Grade L Leather | Grade M Leather | TB133 add to list price | Moisture Barrier add to list price |
|-------------------------------|---------------------------|-----------------|------------|------------|------------------------|------------|------------|------------|------------|------------|------------|-----------------------|-----------------------|-------------------------------|---|
| 25.0# | N/A | \$ 1171 | \$ 1226 | \$ 1316 | \$ 1424 | \$ 1497 | \$ 1640 | \$ 1786 | \$ 1966 | \$ 2329 | \$ 2688 | \$ 3050 | \$ 3772 | \$ 134 | \$ 201 |
| 25.0# | N/A | 1253 | 1307 | 1395 | 1505 | 1578 | 1721 | 1867 | 2047 | 2408 | 2769 | 3129 | 3852 | 134 | 201 |
| 25.0# | N/A | \$ 1171 | \$ 1226 | \$ 1316 | \$ 1424 | \$ 1497 | \$ 1640 | \$ 1786 | \$ 1966 | \$ 2329 | \$ 2688 | \$ 3050 | \$ 3772 | \$ 134 | \$ 201 |
| 25.0# | N/A | 1253 | 1307 | 1395 | 1505 | 1578 | 1721 | 1867 | 2047 | 2408 | 2769 | 3129 | 3852 | 134 | 201 |
| 50.0# | N/A | \$ 1645 | \$ 1715 | \$ 1830 | \$ 1962 | \$ 2058 | \$ 2247 | \$ 2427 | \$ 2651 | \$ 3122 | \$ 3579 | \$ 4034 | \$ 4964 | \$ 182 | \$ 272 |
| 50.0# | N/A | 1723 | 1794 | 1909 | 2044 | 2140 | 2328 | 2507 | 2730 | 3204 | 3658 | 4115 | 5045 | 182 | 272 |
| 7.0# | \$ | 222 | | | | | | | | | | | | N/A | N/A |

SPECIAL SERVICES
Special Carton Marking
With specially marked information N/C

Shipping
Shipped **k.d. freight prepaid f.o.b. High Point, North Carolina 27263** factory.
Freight class #70.

Specifications and prices are subject to change without prior notice.

Flex™
Recliner

| | | | MODEL NUMBER | | | | | | | | Approx. Packaged Weight |
|---|--------------|---------|----------------|--|-------------------------|--------------|----------|------------|------------------|----------------|-------------------------------|
| | | | Basic Model | Non-Contrast or Fabric Contrast 1 | Fabric Contrast 2 | I.V. Pole | Casters | Arm Cap | Magazine Rack | Wood Finish | |
|  FLRL Recliner | Non-contrast | 6.25 yd | FR/NC | □□□□ | | □□□□ | □□□ | □□□ | □□□ | □□□ | 150.0# |
| | Contrast | | FR/FC | □□□□ | □□□□ | □□□□ | □□□ | □□□ | □□□ | □□□ | 150.0# |
| | | | | | | | | | | | |
| | | | | | | | | | | | |
| | | | | | | | | | | | |
| | | | | | | | | | | | |
| | | | A | B | C | D | E | F | G | H | |

- 1 = Back and arms (Fabric Contrast 1) C.O.M. = 5.25 yd (includes front kick panel below seat and footrest on applicable models)
- 2 = Seat (Fabric Contrast 2) C.O.M. = 1.25 yd

HOW TO ORDER

Indicate the following information on order form:

- Quantity of each item.
- Model number, including options. See “How To Build a Model Number”.
- Any special service required.

Note:

- The □ indicates that a choice is required.
- The absence of the □ indicates that no choice is required.
- Alpha-numeric characters in place of □ indicate that no other alternatives are available.

HOW TO BUILD A MODEL NUMBER

- A** Select basic model.
- B** Select non-contrast or fabric contrast 1.
Refer to color addendum at ki.com or KI Fabrics & Finishes binder.
- C** Select fabric contrast 2.
Refer to color addendum at ki.com or KI Fabrics & Finishes binder.
- D** Select I.V. pole (facing).
NS - No pole
LFFIV - Left front facing; add \$289
LRFIV - Left facing-rear; add \$289
RFFIV - Right facing-front; add \$289
RRFIV - Right facing-rear; add \$289
I.V. Pole front mount ONLY when ordering Lateral Head supports
- E** Select casters.
NCST - No casters (standard)
SFR - Front swivel, rear locking & push bar; add \$171

Casters not meant or warranted for patient transport.

- F** Select armcaps.
NS - Wood (standard)
UAC - Upholstered (pair); add \$96
Upholstered armcap fabric will match arms fabric selection (Fabric Contrast 1). C.O.M. = 1.25 yd
- G** Select magazine rack.
NMR - No rack
LFM - Left side rack; add \$193
RFM - Right side rack; add \$193
Magazine rack fabric will match arm fabric selection (Fabric Contrast 1). C.O.M. = .5 yd
- H** Select wood finish color.
Refer to color addendum at ki.com or KI Fabrics & Finishes binder.
For Kensington Maple add upcharge.

INFORMATION

Moisture Barrier \$129
TB133 \$295

Kensington Maple Upcharge
Kensington Maple requires extended lead-times
Model
Flex Recliner w/feet \$75
Flex Recliner w/casters \$87

Options
Additional options may be ordered. Add / XX to the end of the model number and upcharge.

Catheter attachment (specified as facing chair)
/LRCA - Left rear - add \$44
/LFCA - Left front - add \$44
/RRCA - Right rear - add \$44
/RFCA - Right front - add \$44
NOTE: If optional I.V. pole is specified, catheter attachment can not be specified in



| Grade C.O.M. | Grade C | Grade D | Grade E & C.O.L. | Grade F | Grade G | Grade H | Grade I | Grade J | Grade K | Grade L Leather | Grade M Leather |
|-----------------|------------|------------|------------------------|------------|------------|------------|------------|------------|------------|--------------------|--------------------|
| \$ 2327 | \$ 2375 | \$ 2466 | \$ 2578 | \$ 2654 | \$ 2807 | \$ 2957 | \$ 3259 | \$ 3626 | \$ 4005 | \$ 4382 | \$ 5134 |
| 2413 | 2462 | 2553 | 2664 | 2742 | 2893 | 3045 | 3346 | 3714 | 4092 | 4470 | 5220 |

the same location.

Lateral head supports (C.O.M. = 1.5 yd per pair)
/HS and \$160

Adjustable pillow (C.O.M. = .75 yd)
/PW and \$171

Head support and/or pillow contrast fabric will match back fabric selection.

C.O.M. Requirements

C.O.M. yardage requirements listed above are based on plain goods 54" wide. If less than 54" wide or fabrics requiring matching (stripes, plaids, prints, large patterns), additional yardage will be needed. Consult C.O.M. matrix on the Ordering C.O.M. and C.O.L. page for additional yardage needed. For C.O.M. fabric sent to KI-High Point on multiple rolls, add an additional yard of fabric per roll to the yardage requirements.

C.O.L. Requirements

Figure 18 sq. ft. of leather (C.O.L.) for each yard shown (i.e., 4.75 x 18 = 85.5 sq. ft.).

Contrasting Upholstery

When contrasting fabric is chosen, price at highest in-grade.

Minimum Fabric/Leather Quantity

Minimum order for fabric is 1 yard. Minimum order for leather is 1 hide (approximately 50 sq. ft.).

California TB133 Fire Safety Code

The above seating products can be manufactured using the appropriate flame-retardant materials and fabric selections for compliance to California Technical Bulletin 133. Add "FR" to end of model number and add upcharge. Please contact KI customer service for fabric compliance. Not available with moisture barrier. Nano-Tex treatments can be used when TB133 is required.

Construction

Seat platform constructed of tubular steel and kiln-dried hardwood. Back constructed of kiln-dried hardwood and laminated plywood. Arms constructed of kiln-dried hardwood. Cushioning of multiple densities of polyurethane foam and Dacron fiber

SPECIAL SERVICES

Special Carton Marking

With specially marked information N/C

Shipping

Shipped **assembled freight prepaid f.o.b. High Point, North Carolina 27263** factory. Freight class #250.

Specifications and prices are subject to change without prior notice.

- 1 = Back and arms (Fabric Contrast 1) C.O.M. = 5.25 yd (includes front kick panel below seat and footrest on applicable models)
- 2 = Seat (Fabric Contrast 2) C.O.M. = 1.25 yd

| | |
|-------------------------|------|
| Flex Recliner w/feet | \$75 |
| Flex Recliner w/casters | \$87 |



| Approx. Packaged Weight | Grade C.O.M. | Grade C | Grade D | Grade E & C.O.L. | Grade F | Grade G | Grade H | Grade I | Grade J | Grade K | Grade L Leather | Grade M Leather |
|-------------------------------|-----------------|------------|------------|------------------------|------------|------------|------------|------------|------------|------------|--------------------|--------------------|
| 155.0# | \$ 2581 | \$ 2630 | \$ 2720 | \$ 2832 | \$ 2909 | \$ 3061 | \$ 3212 | \$ 3513 | \$ 3882 | \$ 4261 | \$ 4637 | \$ 5387 |
| 155.0# | 2581 | 2630 | 2720 | 2832 | 2909 | 3061 | 3212 | 3513 | 3882 | 4261 | 4637 | 5387 |
| 155.0# | \$ 2667 | \$ 2717 | \$ 2808 | \$ 2918 | \$ 2997 | \$ 3149 | \$ 3300 | \$ 3601 | \$ 3969 | \$ 4346 | \$ 4724 | \$ 5473 |
| 155.0# | 2667 | 2717 | 2808 | 2918 | 2997 | 3149 | 3300 | 3601 | 3969 | 4346 | 4724 | 5473 |

Options

Additional options may be ordered. Add / XX to the end of the model number and upcharge.

Catheter attachment (specified as facing chair)

/LRCA - Left rear - add \$44

/LFCA - Left front - add \$44

/RRCA - Right rear - add \$44

/RFCA - Right front - add \$44

NOTE: If optional I.V. pole is specified, catheter attachment can not be specified in the same location.

Lateral head supports (C.O.M. = 1.5 yd per pair)

/HS and \$160

Adjustable pillow (C.O.M. = .75 yd)

/PW and \$171

Head support and/or pillow contrast fabric will match back fabric selection.

C.O.M. Requirements

C.O.M. yardage requirements listed above are based on plain goods 54" wide. If less than 54" wide or fabrics requiring matching (stripes, plaids, prints, large patterns), additional yardage will be needed. Consult C.O.M. matrix on the Ordering C.O.M. and C.O.L. page for additional yardage needed. For C.O.M. fabric sent to KI-High Point on multiple rolls, add an additional yard of fabric per roll to the yardage requirements.

C.O.L. Requirements

Figure 18 sq. ft. of leather (C.O.L.) for each yard shown (i.e., 4.75 x 18 = 85.5 sq. ft.).

Contrasting Upholstery

When contrasting fabric is chosen, price at highest in-grade.

Minimum Fabric/Leather Quantity

Minimum order for fabric is 1 yard. Minimum order for leather is 1 hide (approximately 50 sq. ft.).

California TB133 Fire Safety Code

The above seating products can be manufactured using the appropriate flame-retardant materials and fabric selections for compliance to California Technical Bulletin 133. Add "FR" to end of model number and add upcharge. Please contact KI customer service for fabric compliance. Not available with moisture barrier. Nano-Tex treatments can be used when TB133 is required.

Construction

Seat platform constructed of tubular steel and kiln-dried hardwood. Back constructed of kiln-dried hardwood and laminated plywood. Arms constructed of kiln-dried hardwood. Cushioning of multiple densities of polyurethane foam and Dacron fiber

SPECIAL SERVICES

Special Carton Marking

With specially marked information N/C

Shipping

Shipped **assembled freight prepaid f.o.b. High Point, North Carolina 27263** factory. Freight class #250.

Specifications and prices are subject to change without prior notice.

- 1 = Back and arms (Fabric Contrast 1) C.O.M. = 5.25 yd (includes front kick panel below seat and footrest on applicable models)
- 2 = Seat (Fabric Contrast 2) C.O.M. = 1.25 yd

- The absence of the ☐ indicates that no choice is required.
- Alpha-numeric characters in place of ☐ indicate that no other alternatives are available.

| | |
|-------------------------|------|
| Model | |
| Flex Recliner w/feet | \$75 |
| Flex Recliner w/casters | \$87 |



| Approx. Packaged Weight | Grade C.O.M. | Grade C | Grade D | Grade E & C.O.L. | Grade F | Grade G | Grade H | Grade I | Grade J | Grade K | Grade L Leather | Grade M Leather |
|-------------------------------|-----------------|------------|------------|------------------------|------------|------------|------------|------------|------------|------------|--------------------|--------------------|
| 155.0# | \$ 2581 | \$ 2630 | \$ 2720 | \$ 2832 | \$ 2909 | \$ 3061 | \$ 3212 | \$ 3513 | \$ 3882 | \$ 4261 | \$ 4637 | \$ 5387 |
| 155.0# | 2581 | 2630 | 2720 | 2832 | 2909 | 3061 | 3212 | 3513 | 3882 | 4261 | 4637 | 5387 |
| 155.0# | \$ 2667 | \$ 2717 | \$ 2808 | \$ 2918 | \$ 2997 | \$ 3149 | \$ 3300 | \$ 3601 | \$ 3969 | \$ 4346 | \$ 4724 | \$ 5473 |
| 155.0# | 2667 | 2717 | 2808 | 2918 | 2997 | 3149 | 3300 | 3601 | 3969 | 4346 | 4724 | 5473 |

Options

Additional options may be ordered. Add / XX to the end of the model number and upcharge.

Catheter attachment (specified as facing chair)

/LRCA - Left rear - add \$44

/LFCA - Left front - add \$44

/RRCA - Right rear - add \$44

/RFCA - Right front - add \$44

NOTE: If optional I.V. pole is specified, catheter attachment can not be specified in the same location.

Lateral head supports (C.O.M. = 1.5 yd per pair)

/HS and \$160

Adjustable pillow (C.O.M. = .75 yd)

/PW and \$171

Head support and/or pillow contrast fabric will match back fabric selection.

C.O.M. Requirements

C.O.M. yardage requirements listed above are based on plain goods 54" wide. If less than 54" wide or fabrics requiring matching (stripes, plaids, prints, large patterns), additional yardage will be needed. Consult C.O.M. matrix on the Ordering C.O.M. and C.O.L. page for additional yardage needed. For C.O.M. fabric sent to KI-High Point on multiple rolls, add an additional yard of fabric per roll to the yardage requirements.

C.O.L. Requirements

Figure 18 sq. ft. of leather (C.O.L.) for each yard shown (i.e., 4.75 x 18 = 85.5 sq. ft.).

Contrasting Upholstery

When contrasting fabric is chosen, price at highest in-grade.

Minimum Fabric/Leather Quantity

Minimum order for fabric is 1 yard. Minimum order for leather is 1 hide (approximately 50 sq. ft.).

California TB133 Fire Safety Code

The above seating products can be manufactured using the appropriate flame-retardant materials and fabric selections for compliance to California Technical Bulletin 133. Add "FR" to end of model number and add upcharge. Please contact KI customer service for fabric compliance. Not available with moisture barrier. Nano-Tex treatments can be used when TB133 is required.

Construction

Seat platform constructed of tubular steel and kiln-dried hardwood. Back constructed of kiln-dried hardwood and laminated plywood. Arms constructed of kiln-dried hardwood. Cushioning of multiple densities of polyurethane foam and Dacron fiber

SPECIAL SERVICES

Special Carton Marking

With specially marked information N/C

Shipping

Shipped **assembled freight prepaid f.o.b. High Point, North Carolina 27263** factory. Freight class #250.

Specifications and prices are subject to change without prior notice.

Flex™

Recliner Replacement Parts

| | | MODEL NUMBER | | Approx. Packaged Weight Delivered Pricing Grade C.O.M. Grade C | | | |
|-------|--------------------------------------|--------------|-----------------------------------|---|------|--------|------------------|
| | | Basic Model | Non-Contrast or Fabric Contrast 1 | | | | |
| FLRP | Replacement Cover Set | 6.75 yd | FRC | □□□□ | 5.0# | N/A | \$ 611 \$ 658 |
| | | | | | | | |
| FLRP | Replacement Head Support Covers | .75 yd | FRHS | □□□□ | 1.0# | N/A | \$ 99 \$ 102 |
| | | | | | | | |
| HRDPT | Replacement Med Caster Kit | | RETRO.MEDCASTER | | 7.0# | \$ 222 | |
| | Includes: | | | | | | |
| | • (2) Med caster locking casters | | | | | | |
| | • (2) Med caster non-locking casters | | | | | | |
| | • (8) Hex nuts, (4) lock washers | | | | | | |
| | • (1) Small tube of Loc-Tite | | | | | | |

A

B

HOW TO ORDER

Indicate the following information on order form:

- Quantity of each item.
- Model number, including options. See “How To Build a Model Number”.
- Any special service required.

Note:

- The □ indicates that a choice is required.
- The absence of the □ indicates that no choice is required.
- Alpha-numeric characters in place of □ indicate that no other alternatives are available.

HOW TO BUILD A MODEL NUMBER

- A Select basic model.
- B Select non-contrast or fabric contrast 1. Refer to color addendum at [ki.com](#) or KI Fabrics & Finishes binder.

INFORMATION

C.O.M. Requirements
C.O.M. yardage requirements listed above are based on plain goods 54" wide. If less than 54" wide or fabrics requiring matching (stripes, plaids, prints, large patterns), additional yardage will be needed. Consult C.O.M. matrix on the Ordering C.O.M. and C.O.L. page for additional yardage needed. For C.O.M. fabric sent to KI-High Point on multiple rolls, add an additional yard of fabric per roll to the yardage requirements.

C.O.L. Requirements
Figure 18 sq. ft. of leather (C.O.L.) for each yard shown (i.e., 4.75 x 18 = 85.5 sq. ft.).

Contrasting Upholstery
When contrasting fabric is chosen, price at highest in-grade.

California TB133 Fire Safety Code
The above seating products can be manufactured using the appropriate flame-

retardant materials and fabric selections for compliance to California Technical Bulletin 133. Add "FR" to end of model number and add upcharge. Please contact KI customer service for fabric compliance. Not available with moisture barrier. Nano-Tex treatments can be used when TB133 is required.



| Grade D | Grade E & C.O.L. | Grade F | Grade G | Grade H | Grade I | Grade J | Grade K | Grade L Leather | Grade M Leather | TB133 add to list price | Moisture Barrier add to list price |
|------------|------------------------|------------|------------|------------|------------|------------|------------|--------------------|--------------------|-------------------------------|---|
| \$ 744 | \$ 848 | \$ 926 | \$ 1070 | \$ 1215 | \$ 1500 | \$ 1855 | \$ 2212 | \$ 2574 | \$ 3292 | \$ 295 | \$ 129 |
| \$ 113 | \$ 121 | \$ 126 | \$ 140 | \$ 153 | \$ 175 | \$ 206 | \$ 238 | \$ 276 | \$ 320 | \$ 36 | \$ 14 |
| | | | | | | | | | | N/A | N/A |
| | | | | | | | | | | | |
| | | | | | | | | | | | |

SPECIAL SERVICES

Special Carton Marking

With specially marked information N/C


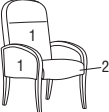

Shipping

Shipped k.d. freight prepaid f.o.b. High Point, North Carolina 27263 factory. Freight class #70.

Specifications and prices are subject to change without prior notice.

Flex™

Patient Chair

| | | | | MODEL NUMBER | | | | | | | |
|---|---|--------------------------|---------|------------------|-----------------------------------|-------------------|-------------|------------|------------------|------------|--|
| | | | | Basic Model | Non-Contrast or Fabric Contrast 1 | Fabric Contrast 2 | Wood Finish | TB133 | Moisture Barrier | Arm Cap | |
| MODEL | Features | COM | | | | | | | | | |
|  FLPC | Patient Chair (Open Arm) • 1 = Back (Fabric Contrast 1) C.O.M. = 1.5 yd • 2 = Seat (Fabric Contrast 2) C.O.M. = 1 yd | Non-contrast Contrast | 2.5 yd | FOP/NC FOP/FC | □□□□ □□□□ | □□□□ | □□□ □□□ | □□□ □□□ | □□□ □□□ | □□□ □□□ | |
| | | | | | | | | | | | |
| | | | | | | | | | | | |
| | | | | | | | | | | | |
|  FLPC | Patient Chair (Closed Arm) • 1 = Back and arms (Fabric Contrast 1) C.O.M. = 2.75 yd • 2 = Seat (Fabric Contrast 2) C.O.M. = 1 yd | Non-contrast Contrast | 3.75 yd | FPP/NC FPP/FC | □□□□ □□□□ | □□□□ | □□□ □□□ | □□□ □□□ | □□□ □□□ | □□□ □□□ | |
| | | | | | | | | | | | |
| | | | | | | | | | | | |
| | | | | | | | | | | | |
|  FLPC | Ottoman | | 1 yd | FOT | □□□□ | | □□□ | □□□ | □□□ | | |
| | | | | | | | | | | | |
| | | | | | | | | | | | |
| | | | | | | | | | | | |
| | | | | A | B | C | D | E | F | G | |

HOW TO ORDER

Indicate the following information on order form:

- Quantity of each item.
- Model number, including options. See "How To Build a Model Number".
- Any special service required.

Note: • The □ indicates that a choice is required.

- The absence of the □ indicates that no choice is required.
- Alpha-numeric characters in place of □ indicate that no other alternatives are available.

HOW TO BUILD A MODEL NUMBER

A Select basic model.

B Select non-contrast or fabric contrast 1.
Refer to color addendum at ki.com or KI Fabrics & Finishes binder.

C Select fabric contrast 2.
Refer to color addendum at ki.com or KI Fabrics & Finishes binder.

D Select wood finish color.
Refer to color addendum at ki.com or KI Fabrics & Finishes binder.
For Kensington Maple add upcharge.

E Select TB133.
NFR - No TB133 fire retardant
FR - Fire retardant
 See pricing column for TB133 upcharge.

F Select moisture barrier.
NMB - No moisture barrier
MB - Moisture barrier

See pricing column for moisture barrier upcharge.

G Select arm option.
WAC - Wood (standard)
UAC - Upholstered (pair); add \$96
 Upholstered armcap fabric will match arms fabric selection (Fabric Contrast 1). C.O.M. = 1 yd.

KENSINGTON MAPLE UPCHARGE

Kensington Maple requires extended leadtimes.

| | |
|--------|------|
| Model | |
| FOP/NC | \$58 |
| FOP/FC | \$58 |
| FPP/NC | \$58 |
| FPP/FC | \$58 |
| FOT | \$47 |



| Approx. Packaged Weight | Grade C.O.M. | Grade C | Grade D | Grade E & C.O.L. | Grade F | Grade G | Grade H | Grade I | Grade J | Grade K | Grade L Leather | Grade M Leather | TB133 add to list price | Moisture Barrier add to list price |
|-------------------------------|-----------------|------------|------------|------------------------|------------|------------|------------|------------|------------|------------|--------------------|--------------------|-------------------------------|---|
| 65.0# | \$ 1473 | \$ 1490 | \$ 1513 | \$ 1543 | \$ 1616 | \$ 1655 | \$ 1694 | \$ 1744 | \$ 1843 | \$ 1946 | \$ 2043 | \$ 2241 | \$ 193 | \$ 96 |
| 65.0# | 1528 | 1543 | 1567 | 1596 | 1669 | 1709 | 1747 | 1797 | 1898 | 1997 | 2097 | 2296 | 193 | 96 |
| 65.0# | \$ 1605 | \$ 1629 | \$ 1666 | \$ 1713 | \$ 1793 | \$ 1854 | \$ 1914 | \$ 1988 | \$ 2139 | \$ 2287 | \$ 2438 | \$ 2737 | \$ 218 | \$ 96 |
| 65.0# | 1660 | 1681 | 1719 | 1766 | 1846 | 1907 | 1966 | 2042 | 2194 | 2342 | 2492 | 2791 | 218 | 96 |
| 20.0# | \$ 519 | \$ 527 | \$ 540 | \$ 555 | \$ 567 | \$ 590 | \$ 611 | \$ 655 | \$ 708 | \$ 764 | \$ 819 | \$ 928 | \$ 64 | \$ 46 |

INFORMATION

C.O.M. Requirements

C.O.M. yardage requirements listed above are based on plain goods 54" wide. If less than 54" wide or fabrics requiring matching (stripes, plaids, prints, large patterns), additional yardage will be needed. Consult C.O.M. matrix on the Ordering C.O.M. and C.O.L. page for additional yardage needed. For C.O.M. fabric sent to KI-High Point on multiple rolls, add an additional yard of fabric per roll to the yardage requirements.

C.O.L. Requirements

Figure 18 sq. ft. of leather (C.O.L.) for each yard shown (i.e., 4.75 x 18 = 85.5 sq. ft.).

Contrasting Upholstery

When contrasting fabric is chosen, price at highest in-grade.

Minimum Fabric/Leather Quantity

Minimum order for fabric is 1 yard. Minimum order for leather is 1 hide (approx-

mately 50 sq. ft.).

Moisture Barrier

Moisture barrier is applied underneath the fabric cover as a means of protecting the foam. Not available with TB133.

California TB133 Fire Safety Code

The above seating products can be manufactured using the appropriate flame-retardant materials and fabric selections for compliance to California Technical Bulletin 133. Add "FR" to end of model number and add upcharge. Please contact KI customer service for fabric compliance. Not available with moisture barrier. Nano-Tex treatments can be used when TB133 is required.

Construction

Seat frame constructed of welded structural steel. Back constructed from formed laminated plywood. Arms constructed of kiln-dried hardwood. Cushioning of multiple densities of polyurethane foam and Dacron fiber.

SPECIAL SERVICES

Special Carton Marking

With specially marked information N/C

Shipping

Shipped **assembled unless replacement parts which ship k.d. freight prepaid High Point, North Carolina 27263** factory. Freight class #250.

Specifications and prices are subject to change without prior notice.

FMPC

- The absence of the ☐ indicates that no choice is required.
- Alpha-numeric characters in place of ☐ indicate that no other alternatives are available.

| | |
|---------|------|
| Model | |
| FOX2/NC | \$64 |
| FOX2/FC | \$64 |



| Approx. Packaged Weight | Grade C.O.M. | Grade C | Grade D | Grade E & C.O.L. | Grade F | Grade G | Grade H | Grade I | Grade J | Grade K | Grade L Leather | Grade M Leather | TB133 add to list price | Moisture Barrier add to list price |
|-------------------------------|-----------------|------------|------------|------------------------|------------|------------|------------|------------|------------|------------|--------------------|--------------------|-------------------------------|---|
| 65.0# | \$ 2002 | \$ 2022 | \$ 2149 | \$ 2187 | \$ 2213 | \$ 2263 | \$ 2311 | \$ 2444 | \$ 2569 | \$ 2693 | \$ 2818 | \$ 3067 | \$ 193 | \$ 96 |
| 65.0# | 2056 | 2075 | 2204 | 2240 | 2266 | 2315 | 2366 | 2499 | 2624 | 2748 | 2872 | 3121 | 193 | 96 |

INFORMATION

C.O.M. Requirements

C.O.M. yardage requirements listed above are based on plain goods 54" wide. If less than 54" wide or fabrics requiring matching (stripes, plaids, prints, large patterns), additional yardage will be needed. Consult C.O.M. matrix on the Ordering C.O.M. and C.O.L. page for additional yardage needed. For C.O.M. fabric sent to KI-High Point on multiple rolls, add an additional yard of fabric per roll to the yardage requirements.

C.O.L. Requirements

Figure 18 sq. ft. of leather (C.O.L.) for each yard shown (i.e., 4.75 x 18 = 85.5 sq. ft.).

Contrasting Upholstery

When contrasting fabric is chosen, price at highest in-grade.

Minimum Fabric/Leather Quantity

Minimum order for fabric is 1 yard. Minimum order for leather is 1 hide (approx-

mately 50 sq. ft.).

Moisture Barrier

Moisture barrier is applied underneath the fabric cover as a means of protecting the foam. Not available with TB133.

California TB133 Fire Safety Code

The above seating products can be manufactured using the appropriate flame-retardant materials and fabric selections for compliance to California Technical Bulletin 133. Add "FR" to end of model number and add upcharge. Please contact KI customer service for fabric compliance. Not available with moisture barrier. Nano-Tex treatments can be used when TB133 is required.

Construction

Seat frame constructed of welded structural steel. Back constructed from formed laminated plywood. Arms constructed of kiln-dried hardwood. Cushioning of multiple densities of polyurethane foam and Dacron fiber.

SPECIAL SERVICES

Special Carton Marking

With specially marked information N/C

Shipping

Shipped **assembled unless replacement parts which ship k.d. freight prepaid High Point, North Carolina 27263** factory. Freight class #250.

Specifications and prices are subject to change without prior notice.

Flex™
Patient Chair Replacement Parts

| | | | | MODEL NUMBER | | | | | |
|-------|--|--------------|---------|--------------|-----------------------------------|-------------------|----------|------------------|-------------------------|
| | | | | Basic Model | Non-Contrast or Fabric Contrast 1 | Fabric Contrast 2 | TB133 | Moisture Barrier | |
| MODEL | Features | COM | | | | | | | Approx. Packaged Weight |
| FLRP | Patient Chair Replacement Cover Set (Open Arm) • 1 = Back (Fabric Contrast 1) C.O.M. = 1.5 yd • 2 = Seat (Fabric Contrast 2) C.O.M. = 1 yd | Non-contrast | 2.5 yd | FOPC/NC | □□□□ | | □□□ | □□□ | 10.0# |
| | | Contrast | | FOPC/FC | □□□□ | □□□□ | □□□ | □□□ | 10.0# |
| | | | | | | | | | |
| | | | | | | | | | |
| | | | | | | | | | |
| FLRP | Patient Chair Replacement Cover Set (Closed Arm) • 1 = Back (Fabric Contrast 1) C.O.M. = 2.75 yd • 2 = Seat (Fabric Contrast 2) C.O.M. = 1 yd | Non-contrast | 3.75 yd | FPPC/NC | □□□□ | | □□□ | □□□ | 15.0# |
| | | Contrast | | FPPC/FC | □□□□ | □□□□ | □□□ | □□□ | 15.0# |
| | | | | | | | | | |
| | | | | | | | | | |
| | | | | | | | | | |
| FLRP | Motion Patient Chair Replacement Cover Set (Open Arm) • 1 = Back (Fabric Contrast 1) C.O.M. = 1.5 yd • 2 = Seat (Fabric Contrast 2) C.O.M. = 1 yd | Non-contrast | 2.5 yd | FOX2C/NC | □□□□ | | □□□ | □□□ | 10.0# |
| | | Contrast | | FOX2C/FC | □□□□ | □□□□ | □□□ | □□□ | 10.0# |
| | | | | | | | | | |
| | | | | | | | | | |
| | | | | | | | | | |
| | | | | A | B | C | D | E | |

HOW TO ORDER

Indicate the following information on order form:

- Quantity of each item.
- Model number, including options. See “How To Build a Model Number”.
- Any special service required.

Note:

- The □ indicates that a choice is required.
- The absence of the □ indicates that no choice is required.
- Alpha-numeric characters in place of □ indicate that no other alternatives are available.

HOW TO BUILD A MODEL NUMBER

- A** Select basic model.
- B** Select non-contrast or fabric contrast 1. Refer to color addendum at [ki.com](#) or KI Fabrics & Finishes binder.
- C** Select fabric contrast 2. Refer to color addendum at [ki.com](#) or KI Fabrics & Finishes binder.
- D** Select TB133.
NFR - No TB133 fire retardant
FR - Fire retardant
See pricing column for TB133 upcharge.
- E** Select moisture barrier.
NMB - No moisture barrier
MB - Moisture barrier
See pricing column for moisture barrier upcharge.

INFORMATION

C.O.M. Requirements
C.O.M. yardage requirements listed above are based on plain goods 54" wide. If less than 54" wide or fabrics requiring matching (stripes, plaids, prints, large patterns), additional yardage will be needed. Consult C.O.M. matrix on the Ordering C.O.M. and C.O.L. page for additional yardage needed. For C.O.M. fabric sent to KI-High Point on multiple rolls, add an additional yard of fabric per roll to the yardage requirements.

C.O.L. Requirements
Figure 18 sq. ft. of leather (C.O.L.) for each yard shown (i.e., 4.75 x 18 = 85.5 sq. ft.).

Contrasting Upholstery
When contrasting fabric is chosen, price at highest in-grade.

Moisture Barrier
Moisture barrier is applied underneath the fabric cover as a means of protecting the

foam. Not available with TB133.

California TB133 Fire Safety Code
The above seating products can be manufactured using the appropriate flame-retardant materials and fabric selections for compliance to California Technical Bulletin 133. Add "FR" to end of model number and add upcharge. Please contact KI customer service for fabric compliance. Not available with moisture barrier. Nano-Tex treatments can be used when TB133 is required.



| | Grade C.O.M. | Grade C | Grade D | Grade E & C.O.L. | Grade F | Grade G | Grade H | Grade I | Grade J | Grade K | Grade L Leather | Grade M Leather | TB133 add to list price | Moisture Barrier add to list price |
|--|-----------------|------------|------------|------------------------|------------|------------|------------|------------|------------|------------|--------------------|--------------------|-------------------------------|---|
| | \$ 404 | \$ 420 | \$ 448 | \$ 485 | \$ 505 | \$ 553 | \$ 600 | \$ 674 | \$ 786 | \$ 905 | \$ 1016 | \$ 1248 | \$ 193 | \$ 96 |
| | 458 | 474 | 501 | 538 | 559 | 607 | 653 | 726 | 840 | 959 | 1070 | 1301 | 193 | 96 |
| | | | | | | | | | | | | | | |
| | | | | | | | | | | | | | | |
| | \$ 603 | \$ 627 | \$ 668 | \$ 719 | \$ 755 | \$ 823 | \$ 891 | \$ 1009 | \$ 1177 | \$ 1356 | \$ 1514 | \$ 1853 | \$ 218 | \$ 96 |
| | 656 | 681 | 722 | 772 | 808 | 878 | 947 | 1062 | 1230 | 1412 | 1569 | 1906 | 218 | 96 |
| | | | | | | | | | | | | | | |
| | | | | | | | | | | | | | | |
| | \$ 448 | \$ 465 | \$ 497 | \$ 537 | \$ 561 | \$ 611 | \$ 660 | \$ 722 | \$ 847 | \$ 972 | \$ 1097 | \$ 1343 | \$ 193 | \$ 96 |
| | 501 | 519 | 552 | 590 | 615 | 664 | 715 | 776 | 901 | 1025 | 1151 | 1396 | 193 | 96 |
| | | | | | | | | | | | | | | |
| | | | | | | | | | | | | | | |

SPECIAL SERVICES

Special Carton Marking


With specially marked information N/C

Shipping

Shipped **assembled unless replacement parts which ship k.d. freight prepaid High Point, North Carolina 27263** factory. Freight class #70.

Specifications and prices are subject to change without prior notice.

Flex™
Bariatric

| | | | | MODEL NUMBER | | | | | | | |
|---|--|-------------------|----------|--------------|-----------------------------------|-------------------|-------------|----------|----------|------------------|--|
| | | | | Basic Model | Non-Contrast or Fabric Contrast 1 | Fabric Contrast 2 | Wood Finish | Arm Cap | TB133 | Moisture Barrier | |
| MODEL | Features | COM | | | | | | | | | |
|  FLBS | Bariatric Chair (Open Arm) | Non-contrast 3 yd | FOCL/NC | □□□□ | | □□□ | □□□ | □□□ | □□□ | | |
| | • 1 = Back (Fabric Contrast 1) C.O.M. = 2 yd | Contrast | FOCL/FC | □□□□ | □□□□ | □□□ | □□□ | □□□ | □□□ | | |
| | • 2 = Seat (Fabric Contrast 2) C.O.M. = 1 yd | | | | | | | | | | |
| | | | | | | | | | | | |
| | | | | | | | | | | | |
| | | | A | B | C | D | E | F | G | | |

HOW TO ORDER

Indicate the following information on order form:

- Quantity of each item.
- Model number, including options. See “How To Build a Model Number”.
- Any special service required.

Note:

- The □ indicates that a choice is required.
- The absence of the □ indicates that no choice is required.
- Alpha-numeric characters in place of □ indicate that no other alternatives are available.

HOW TO BUILD A MODEL NUMBER

- A** Select basic model.
- B** Select non-contrast or fabric contrast 1.
Refer to color addendum at ki.com or KI Fabrics & Finishes binder.
- C** Select fabric contrast 2.
Refer to color addendum at ki.com or KI Fabrics & Finishes binder.
- D** Select wood finish color.
Refer to color addendum at ki.com or KI Fabrics & Finishes binder.
For Kensington Maple add upcharge.
- E** Select armcaps.

WAC

- Wood (standard)

UAC

- Upholstered (pair); add \$46

Upholstered armcap fabric C.O.M. = 1 yd
- F** Select TB133.

NFR

- No TB133 fire retardant

FR

- Fire retardant

See pricing column for TB133 upcharge.

G Select moisture barrier.

NMB

- No moisture barrier

MB

- Moisture barrier

See pricing column for moisture barrier upcharge.

KENSINGTON MAPLE UPCHARGE

Kensington Maple requires extended leadtimes.

| | |
|---------|------|
| Model | |
| FOCL/NC | \$55 |
| FOCL/FC | \$55 |



| Approx. Packaged Weight | Grade C.O.M. | Grade C | Grade D | Grade E & C.O.L. | Grade F | Grade G | Grade H | Grade I | Grade J | Grade K | Grade L Leather | Grade M Leather | TB133 add to list price | Moisture Barrier add to list price |
|-------------------------------|-----------------|------------|------------|------------------------|------------|------------|------------|------------|------------|------------|--------------------|--------------------|-------------------------------|---|
| 65.0# | \$ 1637 | \$ 1658 | \$ 1697 | \$ 1733 | \$ 1767 | \$ 1824 | \$ 1870 | \$ 1953 | \$ 2095 | \$ 2235 | \$ 2377 | \$ 2665 | \$ 208 | \$ 137 |
| 65.0# | 1691 | 1711 | 1749 | 1788 | 1821 | 1878 | 1923 | 2005 | 2147 | 2288 | 2430 | 2719 | 208 | 137 |

INFORMATION

C.O.M. Requirements

C.O.M. yardage requirements listed above are based on plain goods 54" wide. If less than 54" wide or fabrics requiring matching (stripes, plaids, prints, large patterns), additional yardage will be needed. Consult C.O.M. matrix on the Ordering C.O.M. and C.O.L. page for additional yardage needed. For C.O.M. fabric sent to KI-High Point on multiple rolls, add an additional yard of fabric per roll to the yardage requirements.

C.O.L. Requirements

Figure 18 sq. ft. of leather (C.O.L.) for each yard shown (i.e., 4.75 x 18 = 85.5 sq. ft.).

Contrasting Upholstery

When contrasting fabric is chosen, price at highest in-grade.

Minimum Fabric/Leather Quantity

Minimum order for fabric is 1 yard. Minimum order for leather is 1 hide (approx-

mately 50 sq. ft.).

Moisture Barrier

Moisture barrier is applied underneath the fabric cover as a means of protecting the foam. Not available with TB133.

California TB133 Fire Safety Code

The above seating products can be manufactured using the appropriate flame-retardant materials and fabric selections for compliance to California Technical Bulletin 133. Add "FR" to end of model number and add upcharge. Please contact KI customer service for fabric compliance. Not available with moisture barrier. Nano-Tex treatments can be used when TB133 is required.

Construction

BARIATRIC UNITS ARE CYCLE TESTED TO EXCEED ANSI/BIFMA STANDARDS TO SAFELY ACCOMMODATE A PERSON WEIGHING UP TO 750 POUNDS.

Seat frame constructed of welded structural

steel. Back constructed from formed laminated plywood. Cushioning for seats and backs are multiple densities of polyurethane foam wrapped with 1" high resilient polyurethane foam. Exposed wood for Flex is hardwood. Field recoverable seats and backs.

SPECIAL SERVICES

Special Carton Marking

With specially marked information N/C

Shipping

Shipped **assembled unless replacement parts which ship k.d. freight prepaid High Point, North Carolina 27263** factory. Freight class #250.

Specifications and prices are subject to change without prior notice.

HOW TO ORDER

1. Quantity of each item.
2. Model number, including options. See "How To Build a Model Number".
3. Any special service required.

- The absence of the ☐ indicates that no choice is required.
- Alpha-numeric characters in place of ☐ indicate that no other alternatives are available.

See pricing column for TB133 upcharge.

- A** Select basic model.
- B** Select non-contrast or fabric contrast 1.
Refer to color addendum at ki.com or KI
Fabrics & Finishes binder.
- C** Select fabric contrast 2.
Refer to color addendum at ki.com or KI
Fabrics & Finishes binder.
- D** Select armcaps.
- | | |
|------------|--------------------------------|
| WAC | - Wood (standard) |
| UAC | - Upholstered (pair); add \$96 |
- Upholstered armcap fabric C.O.M. = 1 yd
- E** Select wood finish color.
Refer to color addendum at ki.com or KI
Fabrics & Finishes binder.
For Kensington Maple add upcharge.
- F** Select TB133.
- | | |
|------------|---------------------------|
| NFR | - No TB133 fire retardant |
| FR | - Fire retardant |

- G** Select moisture barrier.
- | | |
|------------|-----------------------|
| NMB | - No moisture barrier |
| MB | - Moisture barrier |
- See pricing column for moisture barrier upcharge.

Kensington Maple requires extended leadtimes.

| | |
|-------|-------|
| Model | |
| FG/NC | \$133 |
| FG/FC | \$133 |



| Approx. Packaged Weight | Grade C.O.M. | Grade C | Grade D | Grade E & C.O.L. | Grade F | Grade G | Grade H | Grade I | Grade J | Grade K | Grade L Leather | Grade M Leather | TB133 add to list price | Moisture Barrier add to list price |
|-------------------------------|-----------------|------------|------------|------------------------|------------|------------|------------|------------|------------|------------|--------------------|--------------------|-------------------------------|---|
| 120.0# | \$ 2145 | \$ 2175 | \$ 2227 | \$ 2290 | \$ 2336 | \$ 2424 | \$ 2509 | \$ 2681 | \$ 2897 | \$ 3111 | \$ 3328 | \$ 3763 | \$ 223 | \$ 96 |
| 120.0# | 2226 | 2256 | 2307 | 2372 | 2417 | 2504 | 2590 | 2762 | 2978 | 3193 | 3407 | 3842 | 223 | 96 |
| 5.0# | \$ 417 | \$ 444 | \$ 491 | \$ 550 | \$ 593 | \$ 672 | \$ 753 | \$ 909 | \$ 1105 | \$ 1305 | \$ 1502 | \$ 1899 | \$ 223 | \$ 96 |
| 5.0# | 497 | 525 | 571 | 629 | 673 | 753 | 832 | 990 | 1185 | 1384 | 1583 | 1980 | 223 | 96 |

INFORMATION

C.O.M. Requirements

C.O.M. yardage requirements listed above are based on plain goods 54" wide. If less than 54" wide or fabrics requiring matching (stripes, plaids, prints, large patterns), additional yardage will be needed. Consult C.O.M. matrix on the Ordering C.O.M. and C.O.L. page for additional yardage needed. For C.O.M. fabric sent to KI-High Point on multiple rolls, add an additional yard of fabric per roll to the yardage requirements.

C.O.L. Requirements

Figure 18 sq. ft. of leather (C.O.L.) for each yard shown (i.e., 4.75 x 18 = 85.5 sq. ft.).

Contrasting Upholstery

When contrasting fabric is chosen, price at highest in-grade.

Minimum Fabric/Leather Quantity

Minimum order for fabric is 1 yard. Minimum order for leather is 1 hide (approx-

mately 50 sq. ft.).

Moisture Barrier

Moisture barrier is applied underneath the fabric cover as a means of protecting the foam. Not available with TB133.

California TB133 Fire Safety Code

The above seating products can be manufactured using the appropriate flame-retardant materials and fabric selections for compliance to California Technical Bulletin 133. Add "FR" to end of model number and add upcharge. Please contact KI customer service for fabric compliance. Not available with moisture barrier. Nano-Tex treatments can be used when TB133 is required.

Construction

Seat frame constructed of welded structural steel. Back kiln-dried hardwood. Exposed wood of kiln-dried hardwood. The glide motion is suspended on 8 ball bearings. Cushioning of multiple densities of polyurethane foam and Dacron fiber.

SPECIAL SERVICES

Special Carton Marking

With specially marked information N/C

Shipping

Shipped **assembled unless replacement parts which ship k.d. freight prepaid High Point, North Carolina 27263** factory. Freight class #250.

Specifications and prices are subject to change without prior notice.

LaResta® Day Bed

General Information



Standard Built-In

Freestanding -
Perth® ArmFreestanding -
Briar® ArmFreestanding -
Flex™ ArmFreestanding -
Soltice®

Modern Style

Features

| | | | | | | |
|--------------------------------------|---|---|---|---|---|---|
| One-piece design | • | • | • | • | • | • |
| One-step fold-down mechanism | • | • | • | • | • | • |
| Optional casters to provide mobility | | • | • | • | • | |
| Storage | • | • | • | • | • | • |

General Dimensions

| | | | | | | |
|----------------------|---------|---------|---------|---------|---------|---------|
| Seat height | 18-1/4" | 18-1/4" | 18-1/4" | 18-1/4" | 18-1/4" | 18-1/4" |
| Back height | 34" | 34" | 34" | 34" | 34" | 32" |
| Arm height | | 25-1/4" | 24-3/4" | 27-1/4" | 27-1/2" | 24-1/2" |
| Individual arm width | | 2-1/4" | 2-1/2" | 2-1/2" | 2-1/2" | 5-1/2" |
| Sleep surface height | 26" | 26" | 26" | 26" | 26" | 26" |

Overall Dimensions

| | | | | | | |
|-----------------------------------|-----------|-----------|-----------|-----------|-----------|-----------|
| Standard built-in width | 79-3/8" | | | | | |
| Freestanding width | | 80-5/8" | 81-1/8" | 81-1/8" | 81-1/8" | |
| Arm depth | | 31" | 33-1/2" | 33-1/4" | 31" | 31" |
| Sleep surface | 34" x 75" | 34" x 75" | 34" x 75" | 34" x 75" | 34" x 75" | 32" x 75" |
| Modern width - no storage | | | | | | 87-1/4" |
| Modern width - storage one side | | | | | | 97-3/4" |
| Modern width - storage both sides | | | | | | 108-1/4" |

SPECIFICATIONS

Complimentary Furniture

The following lounge collections offer complimentary furniture that creates continuity and a cohesive look throughout a facility. These complimentary pieces can be found in other sections of the KI price list.

LARESTA® FSD model with BRIAR® ARM - Briar® Healthcare, Multiple Seating, and Freestanding Tables,

LARESTA® FSD model with FLEX™ ARM - Flex™ Healthcare, Multiple Seating, and Freestanding Tables

LARESTA® FSD model with PERTH® ARM - Perth® Healthcare, and Multiple Seating

LARESTA® FSD model with SOLTICE® ARM - Soltice® Healthcare, Multiple Seating, Guest, and Lounge Seating

UPHOLSTERY INFORMATION

C.O.M. Fabric

For C.O.M. fabric sent to KI-High Point on multiple rolls, add an additional yard of fabric per roll to the yardage requirements. Multiple rolls have shorter pieces of fabric on them and do not allow nesting and stacking of the fabric to achieve the best yield as is done with one large roll. This results in yardage shortages and requests for additional fabric from the client, which can hold up the order. For each roll that is sent, one yard needs to be added and needs to be added to one of the rolls, not separately.

Fabric Disclaimer

Fabric will be applied as swatched by the fabric manufacturer. Fabric that is required to be applied differently than is swatched will need a Special Cost Request written specifying the direction the fabric is to be applied. The posted standard lead time will apply to the Special Cost Request.

FINISH INFORMATION

SPECIAL FINISH MATCHES

KI can match special finish requests at an upcharge of \$64 List per item, up to 12 or a maximum charge of \$771 List per order per color. Special finish requests must be sent to your KI customer service representative.

Upon receipt from KI, the finishing department will prepare a "strike-off" which will be sent to the customer for approval.

The approval form accompanying the strike-off should be faxed to your KI customer service representative. Upon receipt of the signed approval form, KI will proceed with the order. Disapproved samples may be sent back to KI directly with an explanation of disapproval. A Special Finish Number (SFN) will be assigned to this finish sample for future reference or reorders



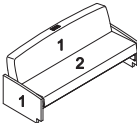
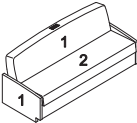
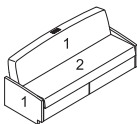
INFORMATION

WARRANTY

Refer to KI Terms & Conditions document
or visit ki.com

LaResta® Day Bed

Built-In

| | | | | MODEL NUMBER | | | | | | | |
|--|---|--------------|-------------|-----------------------------------|-------------------|-------------|----------------|-------------|----------|--|--|
| MODEL | Features | COM | Basic Model | Non-Contrast or Fabric Contrast 1 | Fabric Contrast 2 | Paint Color | Laminate Color | Pull Option | | | |
|  LRSTA | Built-In, Basic <ul style="list-style-type: none">1 = Back and arms (Fabric Contrast 1) C.O.M. = 4.5 yd2 = Seat (Fabric Contrast 2) C.O.M. = 3 yd | Non-contrast | 8.5 yd | BIB/NC | □□□□ | □□ | □□□□ | | | | |
| | Contrast | | | BIB/FC | □□□□ | □□ | □□□□ | | | | |
| | | | | | | | | | | | |
| | | | | | | | | | | | |
|  LRSTA | Built-In, Front Panel <ul style="list-style-type: none">1 = Back and arms (Fabric Contrast 1) C.O.M. = 4.5 yd2 = Seat (Fabric Contrast 2) C.O.M. = 3 yd | Non-contrast | 8.5 yd | BIP/NC | □□□□ | □□ | □□□□ | | | | |
| | Contrast | | | BIP/FC | □□□□ | □□ | □□□□ | | | | |
| | | | | | | | | | | | |
| | | | | | | | | | | | |
|  LRSTA | Built-In, Drawers <ul style="list-style-type: none">1 = Back and arms (Fabric Contrast 1) C.O.M. = 4.5 yd2 = Seat (Fabric Contrast 2) C.O.M. = 3 yd | Non-contrast | 8.5 yd | BID/NC | □□□□ | □□ | □□□□ | □□□□ | | | |
| | Contrast | | | BID/FC | □□□□ | □□ | □□□□ | □□□□ | | | |
| | | | | | | | | | | | |
| | | | | | | | | | | | |
| | | | | A | B | C | D | E | F | | |

HOW TO ORDER

Indicate the following information on order form:

- Quantity of each item.
- Model number, including options. See "How To Build a Model Number".
- Any special service required.

Note:

- The □ indicates that a choice is required.
- The absence of the □ indicates that no choice is required.
- Alpha-numeric characters in place of □ indicate that no other alternatives are available.

HOW TO BUILD A MODEL NUMBER

- A** Select basic model.
- B** Select non-contrast or fabric contrast 1.
Refer to color addendum at [ki.com](#) or KI Fabrics & Finishes binder.
- C** Select fabric contrast 2.
Refer to color addendum at [ki.com](#) or KI Fabrics & Finishes binder.
- D** Select handle color.
Refer to color addendum at [ki.com](#) or KI Fabrics & Finishes binder.
- E** Select laminate color.
Refer to color addendum at [ki.com](#) or KI Fabrics & Finishes binder.
- F** Select bowfront drawer pull color.
- | | |
|------|------------------|
| PLBL | - Black |
| PLBG | - Blue Grey |
| PLBN | - Brushed Nickel |
| PLSD | - Sand |

| | |
|------|------------------|
| PLTB | - Textured Black |
| PLWG | - Warm Grey |
| NDP | - No pull |

INFORMATION

| | |
|------------------|-------|
| Moisture Barrier | \$348 |
| TB133 | \$579 |

C.O.M. Requirements
C.O.M. yardage requirements listed above are based on plain goods 54" wide. If less than 54" wide or fabrics requiring matching (stripes, plaids, prints, large patterns), additional yardage will be needed. Consult C.O.M. matrix on the Ordering C.O.M. and C.O.L. page for additional yardage needed. For C.O.M. fabric sent to KI-High Point on multiple rolls, add an additional yard of fabric per roll to the yardage requirements.

C.O.L. Requirements
Figure 18 sq. ft. of leather (C.O.L.) for each yard shown (i.e., 4.75 x 18 = 85.5 sq. ft.).

Contrasting Upholstery
When contrasting fabric is chosen, price at highest in-grade.



| Approx. Packaged Weight | Grade C.O.M. | Grade C | Grade D | Grade E & C.O.L. | Grade F | Grade G | Grade H | Grade I | Grade J | Grade K | Grade L Leather | Grade M Leather |
|-------------------------------|-----------------|------------|------------|------------------------|------------|------------|------------|------------|------------|------------|--------------------|--------------------|
| 220.0# | \$ 3963 | \$ 4268 | \$ 4348 | \$ 4446 | \$ 4511 | \$ 4641 | \$ 4772 | \$ 4932 | \$ 5254 | \$ 5576 | \$ 5900 | \$ 6547 |
| 220.0# | 4065 | 4371 | 4449 | 4547 | 4613 | 4742 | 4871 | 5032 | 5355 | 5678 | 6003 | 6648 |
| 230.0# | \$ 4048 | \$ 4353 | \$ 4433 | \$ 4533 | \$ 4596 | \$ 4726 | \$ 4857 | \$ 5016 | \$ 5339 | \$ 5662 | \$ 5986 | \$ 6633 |
| 230.0# | 4149 | 4455 | 4536 | 4633 | 4699 | 4827 | 4956 | 5116 | 5440 | 5763 | 6087 | 6733 |
| 250.0# | \$ 4449 | \$ 4755 | \$ 4836 | \$ 4935 | \$ 4999 | \$ 5128 | \$ 5258 | \$ 5419 | \$ 5740 | \$ 6063 | \$ 6387 | \$ 7034 |
| 250.0# | 4550 | 4858 | 4938 | 5034 | 5101 | 5229 | 5358 | 5519 | 5842 | 6165 | 6489 | 7137 |

Minimum Fabric/Leather Quantity

Minimum order for fabric is 1 yard. Minimum order for leather is 1 hide (approximately 50 sq. ft).

Construction

Frame constructed of kiln-dried lumber, laminated hardwood plywood, and 14-gauge steel. Tight seats and backs are wrapped with multiple densities of polyurethane foam.

California TB133 Fire Safety Code

The above seating products can be manufactured using the appropriate flame-retardant materials and fabric selections for compliance to California Technical Bulletin 133. Add "FR" to end of model number and add upcharge. Please contact KI customer service for fabric compliance. Not available with moisture barrier. Nano-Text treatments can be used when TB133 is required.

Options

Powder Coat for Handle and Drawer Pull.

See color addendum for standard powder coat selections. Additional KI powder coat colors are available at an \$894 list upcharge per order.

Options

Available in leather as a special.

SPECIAL SERVICES

Special Carton Marking

With specially marked information N/C

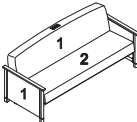
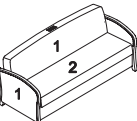
Shipping

Shipped **assembled unless replacement parts which ship k.d. freight prepaid High Point, North Carolina 27263** factory. Freight class #125.

Specifications and prices are subject to change without prior notice.

LaResta® Day Bed

Freestanding

| | | | | MODEL NUMBER | | | | | | | |
|---|--------------|-----------------|------------|---|-----------------------------------|-------------------|-------------|----------|-------------|----------------|--|
| | | | | Basic Model | Non-Contrast or Fabric Contrast 1 | Fabric Contrast 2 | Paint Color | Casters | Wood Finish | Laminate Color | |
|  | MODEL | Features | COM | | | | | | | | |
| | | | | Freestanding, Basic | | | | | | | |
| | | | | • 1 = Back and arms (Fabric Contrast 1) C.O.M. = 7.5 yd | | | | | | | |
| | | | | • 2 = Seat (Fabric Contrast 2) C.O.M. = 3 yd | | | | | | | |
| | | | | • BR = Briar® arm | | | | | | | |
| | | | | • FL = Flex™ arm | | | | | | | |
| | | | | • PE = Perth® arm | | | | | | | |
| | | | | • SL = Soltice® arm | | | | | | | |
|  | MODEL | Features | COM | | | | | | | | |
| | | | | Freestanding, Front Panel | | | | | | | |
| | | | | • 1 = Back and arms (Fabric Contrast 1) C.O.M. = 7.5 yd | | | | | | | |
| | | | | • 2 = Seat (Fabric Contrast 2) C.O.M. = 3 yd | | | | | | | |
| | | | | • BR = Briar® arm | | | | | | | |
| | | | | • FL = Flex™ arm | | | | | | | |
| | | | | • PE = Perth® arm | | | | | | | |
| | | | | • SL = Soltice® arm | | | | | | | |
| | | | | A | B | C | D | E | F | G | |

HOW TO ORDER

Indicate the following information on order form:

1. Quantity of each item.
2. Model number, including options. See "How To Build a Model Number".
3. Any special service required.

Note: • The ☐ indicates that a choice is required.
• The absence of the ☐ indicates that no choice is required.
• Alpha-numeric characters in place of ☐ indicate that no other alternatives are available.

HOW TO BUILD A MODEL NUMBER

- A** Select basic model.
- B** Select non-contrast or fabric contrast 1.
Refer to color addendum at ki.com or KI Fabrics & Finishes binder.
- C** Select fabric contrast 2.
Refer to color addendum at ki.com or KI Fabrics & Finishes binder.
- D** Select frame color.
Refer to color addendum at ki.com or KI Fabrics & Finishes binder.
- E** Select caster option.
NCST - No casters (standard)
C - Casters-front locking/rear swivel; add \$129
- F** Select wood finish color.
Refer to color addendum at ki.com or KI Fabrics & Finishes binder.
For Kensington Maple add upcharge.
- G** Select laminate color.
Refer to color addendum at ki.com or KI Fabrics & Finishes binder.

KENSINGTON MAPLE UPCHARGE

| | | | |
|---|------|-----------|------|
| Kensington Maple requires extended leadtimes. | | | |
| Model | | | |
| FSB/BR/NC | \$87 | FSB/BR/FC | \$87 |
| FSB/FL/NC | \$87 | FSB/FL/FC | \$87 |
| FSB/PE/NC | \$58 | FSB/PE/FC | \$58 |
| FSB/SL/NC | \$58 | FSB/SL/FC | \$58 |
| FSD/BR/NC | \$87 | FSD/BR/FC | \$87 |
| FSD/FL/NC | \$87 | FSD/FL/FC | \$87 |
| FSD/PE/NC | \$58 | FSD/PE/FC | \$58 |
| FSD/SL/NC | \$58 | FSD/SL/FC | \$58 |
| FSP/BR/NC | \$87 | FSP/BR/FC | \$87 |
| FSP/FL/NC | \$87 | FSP/FL/FC | \$87 |
| FSP/PE/NC | \$58 | FSP/PE/FC | \$58 |
| FSP/SL/NC | \$58 | FSP/SL/FC | \$58 |



| Approx. Packaged Weight | Grade C.O.M. | Grade C | Grade D | Grade E & C.O.L. | Grade F | Grade G | Grade H | Grade I | Grade J | Grade K | Grade L Leather | Grade M Leather |
|-------------------------------|-----------------|------------|------------|------------------------|------------|------------|------------|------------|------------|------------|--------------------|--------------------|
| 235.0# | \$ 4803 | \$ 5181 | \$ 5279 | \$ 5401 | \$ 5481 | \$ 5642 | \$ 5801 | \$ 5999 | \$ 6397 | \$ 6797 | \$ 7196 | \$ 7994 |
| 235.0# | 4903 | 5281 | 5381 | 5502 | 5583 | 5742 | 5900 | 6099 | 6497 | 6898 | 7298 | 8098 |
| 235.0# | 4844 | 5222 | 5322 | 5443 | 5523 | 5682 | 5843 | 6040 | 6441 | 6841 | 7239 | 8038 |
| 235.0# | 4946 | 5324 | 5424 | 5545 | 5625 | 5783 | 5943 | 6142 | 6541 | 6940 | 7340 | 8139 |
| 235.0# | 4122 | 4498 | 4596 | 4720 | 4800 | 4958 | 5117 | 5316 | 5716 | 6116 | 6517 | 7313 |
| 235.0# | 4222 | 4598 | 4699 | 4820 | 4899 | 5059 | 5219 | 5419 | 5817 | 6217 | 6615 | 7414 |
| 235.0# | 4200 | 4578 | 4676 | 4799 | 4878 | 5037 | 5197 | 5395 | 5797 | 6195 | 6594 | 7392 |
| 235.0# | 4302 | 4678 | 4778 | 4898 | 4980 | 5140 | 5300 | 5496 | 5896 | 6296 | 6694 | 7494 |
| 245.0# | \$ 4991 | \$ 5369 | \$ 5468 | \$ 5591 | \$ 5670 | \$ 5828 | \$ 5988 | \$ 6188 | \$ 6587 | \$ 6986 | \$ 7386 | \$ 8184 |
| 245.0# | 5093 | 5470 | 5568 | 5690 | 5770 | 5930 | 6089 | 6287 | 6688 | 7087 | 7485 | 8284 |
| 245.0# | 5040 | 5419 | 5516 | 5639 | 5719 | 5878 | 6037 | 6235 | 6636 | 7034 | 7433 | 8231 |
| 245.0# | 5142 | 5519 | 5616 | 5738 | 5819 | 5979 | 6139 | 6336 | 6735 | 7137 | 7536 | 8333 |
| 245.0# | 4285 | 4663 | 4760 | 4884 | 4964 | 5121 | 5282 | 5481 | 5881 | 6280 | 6680 | 7478 |
| 245.0# | 4386 | 4763 | 4863 | 4984 | 5063 | 5223 | 5384 | 5583 | 5981 | 6381 | 6779 | 7579 |
| 245.0# | 4443 | 4821 | 4919 | 5041 | 5120 | 5281 | 5441 | 5640 | 6038 | 6438 | 6838 | 7637 |
| 245.0# | 4545 | 4922 | 5022 | 5143 | 5222 | 5383 | 5543 | 5740 | 6140 | 6539 | 6938 | 7738 |

INFORMATION

Moisture Barrier \$348
TB133 \$579

C.O.M. Requirements

C.O.M. yardage requirements listed above are based on plain goods 54" wide. If less than 54" wide or fabrics requiring matching (stripes, plaids, prints, large patterns), additional yardage will be needed. Consult C.O.M. matrix on the Ordering C.O.M. and C.O.L. page for additional yardage needed. For C.O.M. fabric sent to KI-High Point on multiple rolls, add an additional yard of fabric per roll to the yardage requirements.

C.O.L. Requirements

Figure 18 sq. ft. of leather (C.O.L.) for each yard shown (i.e., 4.75 x 18 = 85.5 sq. ft.).

Contrasting Upholstery

When contrasting fabric is chosen, price at highest in-grade.

Minimum Fabric/Leather Quantity

Minimum order for fabric is 1 yard. Minimum order for leather is 1 hide (approximately 50 sq. ft.).

Construction

Frame constructed of kiln-dried lumber, laminated hardwood plywood, and 14-gauge steel. Tight seats and backs are wrapped with multiple densities of polyurethane foam.

California TB133 Fire Safety Code

The above seating products can be manufactured using the appropriate flame-retardant materials and fabric selections for compliance to California Technical Bulletin 133. Add "FR" to end of model number and add upcharge. Please contact KI customer service for fabric compliance. Not available with moisture barrier. Nano-Tex treatments can be used when TB133 is required.

Powder Coat for Handle and Drawer Pull

See color addendum for standard powder coat selections. Additional KI powder coat colors are available at an \$991 list upcharge per order.

Options

Available in leather as a special.

SPECIAL SERVICES

Special Carton Marking

With specially marked information N/C

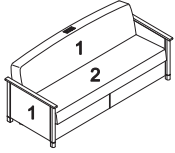
Shipping

Shipped **assembled unless replacement parts which ship k.d. freight prepaid High Point, North Carolina 27263** factory. Freight class #125.

Specifications and prices are subject to change without prior notice.

LaResta® Day Bed

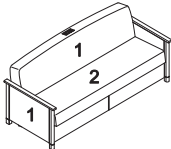
Freestanding



LRSTA

Freestanding, Drawers

- 1 = Back and arms (Fabric Contrast 1) C.O.M. = 7.5 yd
- 2 = Seat (Fabric Contrast 2) C.O.M. = 3 yd
- BR = Briar® arm
- FL = Flex™ arm
- PE = Perth® arm
- SL = Solstice® arm

| | | | MODEL NUMBER | | | | | | | | |
|---|--------------|---------|--------------|-----------------------------------|-------------------|-------------|----------|-------------|----------------|-------------|-------------------------|
| | | | Basic Model | Non-Contrast or Fabric Contrast 1 | Fabric Contrast 2 | Paint Color | Casters | Wood Finish | Laminate Color | Pull Option | Approx. Packaged Weight |
|  | Features | COM | FSD/BR/NC | □□□□ | | □□ | □□ | □□□ | □□□ | □□□□ | 260.0# |
| | Contrast | | FSD/BR/FC | □□□□ | □□□□ | □□ | □□ | □□□ | □□□ | □□□□ | 260.0# |
| | Non-contrast | 10.5 yd | FSD/FL/NC | □□□□ | | □□ | □□ | □□□ | □□□ | □□□□ | 260.0# |
| | Contrast | | FSD/FL/FC | □□□□ | □□□□ | □□ | □□ | □□□ | □□□ | □□□□ | 260.0# |
| | Non-contrast | 10.5 yd | FSD/PE/NC | □□□□ | | □□ | □□ | □□□ | □□□ | □□□□ | 260.0# |
| | Contrast | | FSD/PE/FC | □□□□ | □□□□ | □□ | □□ | □□□ | □□□ | □□□□ | 260.0# |
| | Non-contrast | 10.5 yd | FSD/SL/NC | □□□□ | | □□ | □□ | □□□ | □□□ | □□□□ | 260.0# |
| | Contrast | | FSD/SL/FC | □□□□ | □□□□ | □□ | □□ | □□□ | □□□ | □□□□ | 260.0# |
| LRSTA Freestanding, Drawers | | | | | | | | | | | |
| • 1 = Back and arms (Fabric Contrast 1) C.O.M. = 7.5 yd | | | | | | | | | | | |
| • 2 = Seat (Fabric Contrast 2) C.O.M. = 3 yd | | | | | | | | | | | |
| • BR = Briar® arm | | | | | | | | | | | |
| • FL = Flex™ arm | | | | | | | | | | | |
| • PE = Perth® arm | | | | | | | | | | | |
| • SL = Soltice® arm | | | | | | | | | | | |
| | | | A | B | C | D | E | F | G | H | |

HOW TO ORDER

Indicate the following information on order form:

- Quantity of each item.
- Model number, including options. See "How To Build a Model Number".
- Any special service required.

Note: • The □ indicates that a choice is required.

- The absence of the □ indicates that no choice is required.
- Alpha-numeric characters in place of □ indicate that no other alternatives are available.

HOW TO BUILD A MODEL NUMBER

A Select basic model.

B Select non-contrast or fabric contrast 1. Refer to color addendum at ki.com or KI Fabrics & Finishes binder.

C Select fabric contrast 2. Refer to color addendum at ki.com or KI Fabrics & Finishes binder.

D Select frame color. Refer to color addendum at ki.com or KI Fabrics & Finishes binder.

E Select caster option.
NCST - No casters (standard)
C - Casters-front locking/rear swivel; add \$129

F Select wood finish color. Refer to color addendum at ki.com or KI Fabrics & Finishes binder. For Kensington Maple add upcharge.

G Select laminate color. Refer to color addendum at ki.com or KI Fabrics & Finishes binder.

H Select bowfront drawer pull color.

| | |
|-------------|------------------|
| PLBL | - Black |
| PLBG | - Blue grey |
| PLBN | - Brushed nickel |
| PLSD | - Sand |
| PLTB | - Textured black |
| PLWG | - Warm grey |
| NDP | - No pull |

KENSINGTON MAPLE UPCHARGE

Kensington Maple requires extended leadtimes.

| Model | |
|-----------|------|
| FSB/BR/NC | \$87 |
| FSB/FL/NC | \$87 |
| FSB/PE/NC | \$58 |
| FSB/SL/NC | \$58 |
| FSD/BR/NC | \$87 |
| FSD/FL/NC | \$87 |
| FSD/PE/NC | \$58 |
| FSD/SL/NC | \$58 |
| FSP/BR/NC | \$87 |
| FSP/FL/NC | \$87 |
| FSP/PE/NC | \$58 |
| FSP/SL/NC | \$58 |
| FSB/BR/FC | \$87 |
| FSB/FL/FC | \$87 |
| FSB/PE/FC | \$58 |
| FSB/SL/FC | \$58 |
| FSD/BR/FC | \$87 |
| FSD/FL/FC | \$87 |
| FSD/PE/FC | \$58 |
| FSD/SL/FC | \$58 |
| FSP/BR/FC | \$87 |
| FSP/FL/FC | \$87 |
| FSP/PE/FC | \$58 |
| FSP/SL/FC | \$58 |



| Grade C.O.M. | Grade C | Grade D | Grade E & C.O.L. | Grade F | Grade G | Grade H | Grade I | Grade J | Grade K | Grade L Leather | Grade M Leather |
|-----------------|------------|------------|------------------------|------------|------------|------------|------------|------------|------------|--------------------|--------------------|
| \$ 5491 | \$ 5868 | \$ 5968 | \$ 6088 | \$ 6169 | \$ 6328 | \$ 6488 | \$ 6687 | \$ 7086 | \$ 7484 | \$ 7885 | \$ 8683 |
| 5593 | 5970 | 6068 | 6191 | 6271 | 6430 | 6589 | 6786 | 7187 | 7586 | 7986 | 8782 |
| 5546 | 5923 | 6022 | 6143 | 6223 | 6383 | 6542 | 6741 | 7142 | 7540 | 7940 | 8737 |
| 5647 | 6024 | 6122 | 6244 | 6325 | 6484 | 6643 | 6843 | 7241 | 7641 | 8040 | 8838 |
| 4711 | 5090 | 5189 | 5309 | 5389 | 5549 | 5709 | 5908 | 6307 | 6705 | 7104 | 7904 |
| 4813 | 5191 | 5288 | 5410 | 5491 | 5651 | 5810 | 6008 | 6408 | 6806 | 7205 | 8004 |
| 4810 | 5188 | 5284 | 5407 | 5488 | 5647 | 5807 | 6005 | 6404 | 6803 | 7201 | 8001 |
| 4910 | 5286 | 5386 | 5509 | 5590 | 5748 | 5908 | 6105 | 6505 | 6904 | 7305 | 8103 |

INFORMATION

Moisture Barrier \$348
TB133 \$579

C.O.M. Requirements

C.O.M. yardage requirements listed above are based on plain goods 54" wide. If less than 54" wide or fabrics requiring matching (stripes, plaids, prints, large patterns), additional yardage will be needed. Consult C.O.M. matrix on the Ordering C.O.M. and C.O.L. page for additional yardage needed. For C.O.M. fabric sent to KI-High Point on multiple rolls, add an additional yard of fabric per roll to the yardage requirements.

C.O.L. Requirements

Figure 18 sq. ft. of leather (C.O.L.) for each yard shown (i.e., 4.75 x 18 = 85.5 sq. ft.).

Contrasting Upholstery

When contrasting fabric is chosen, price at highest in-grade.

Minimum Fabric/Leather Quantity

Minimum order for fabric is 1 yard. Minimum order for leather is 1 hide (approximately 50 sq. ft.).

Construction

Frame constructed of kiln-dried lumber, laminated hardwood plywood, and 14-gauge steel. Tight seats and backs are wrapped with multiple densities of polyurethane foam.

California TB133 Fire Safety Code

The above seating products can be manufactured using the appropriate flame-retardant materials and fabric selections for compliance to California Technical Bulletin 133. Add "FR" to end of model number and add upcharge. Please contact KI customer service for fabric compliance. Not available with moisture barrier. Nano-Tex treatments can be used when TB133 is required.

Powder Coat for Handle and Drawer Pull

See color addendum for standard powder coat selections. Additional KI powder coat colors are available at an \$991 list upcharge per order.

Options

Available in leather as a special.

SPECIAL SERVICES

Special Carton Marking

With specially marked information N/C

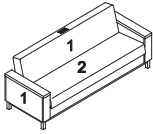
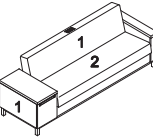
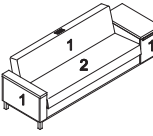
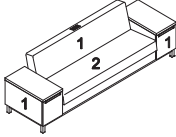
Shipping

Shipped **assembled unless replacement parts which ship k.d. freight prepaid High Point, North Carolina 27263** factory. Freight class #125.

Specifications and prices are subject to change without prior notice.

LaResta® Day Bed

Modern

| | MODEL | Features | COM | MODEL NUMBER | | | | | Approx. Packaged Weight |
|---|---|--------------|----------|--------------|-----------------------------------|-------------------|-------------|----------------|-------------------------|
| | | | | Basic Model | Non-Contrast or Fabric Contrast 1 | Fabric Contrast 2 | Paint Color | Laminate Color | |
|  | Modern, No Storage • 1 = Back and arms (Fabric Contrast 1) C.O.M. = 7.25 yd • 2 = Seat (Fabric Contrast 2) C.O.M. = 3 yd | Non-contrast | 10.5 yd | FNS/NC | □□□□ | | □□ | □□□ | 255.0# |
| | | Contrast | | FNS/FC | □□□□ | □□□□ | □□ | □□□ | 255.0# |
| | | | | | | | | | |
| | | | | | | | | | |
|  | Modern, Storage Left Side • 1 = Back and arms (Fabric Contrast 1) C.O.M. = 7.5 yd • 2 = Seat (Fabric Contrast 2) C.O.M. = 3 yd | Non-contrast | 11 yd | FS1/LFS/NC | □□□□ | | □□ | □□□ | 290.0# |
| | | Contrast | | FS1/LFS/FC | □□□□ | □□□□ | □□ | □□□ | 290.0# |
| | | | | | | | | | |
| | | | | | | | | | |
|  | Modern, Storage Right Side • 1 = Back and arms (Fabric Contrast 1) C.O.M. = 7.5 yd • 2 = Seat (Fabric Contrast 2) C.O.M. = 3 yd | Non-contrast | 11 yd | FS1/RFS/NC | □□□□ | | □□ | □□□ | 290.0# |
| | | Contrast | | FS1/RFS/FC | □□□□ | □□□□ | □□ | □□□ | 290.0# |
| | | | | | | | | | |
| | | | | | | | | | |
|  | Modern, Storage Both Sides • 1 = Back and arms (Fabric Contrast 1) C.O.M. = 8.25 yd • 2 = Seat (Fabric Contrast 2) C.O.M. = 3 yd | Non-contrast | 11.25 yd | FSS/NC | □□□□ | | □□ | □□□ | 325.0# |
| | | Contrast | | FSS/FC | □□□□ | □□□□ | □□ | □□□ | 325.0# |
| | | | | | | | | | |
| | | | | | | | | | |

A

B

C

D

E

HOW TO ORDER

Indicate the following information on order form:

1. Quantity of each item.
2. Model number, including options. See "How To Build a Model Number".
3. Any special service required.

Note: • The □ indicates that a choice is required.

- The absence of the □ indicates that no choice is required.
- Alpha-numeric characters in place of □ indicate that no other alternatives are available.

HOW TO BUILD A MODEL NUMBER

- A** Select basic model.
- B** Select non-contrast or fabric contrast 1. Refer to color addendum at ki.com or KI Fabrics & Finishes binder.
- C** Select fabric contrast 2. Refer to color addendum at ki.com or KI Fabrics & Finishes binder.
- D** Select frame color. Refer to color addendum at ki.com or KI Fabrics & Finishes binder.
- E** Select laminate color. Refer to color addendum at ki.com or KI Fabrics & Finishes binder.

INFORMATION

Moisture Barrier \$348
TB133 \$579

C.O.M. Requirements

C.O.M. yardage requirements listed above are based on plain goods 54" wide. If less than 54" wide or fabrics requiring matching (stripes, plaids, prints, large patterns), additional yardage will be needed. Consult C.O.M. matrix on the Ordering C.O.M. and C.O.L. page for additional yardage needed. For C.O.M. fabric sent to KI-High Point on multiple rolls, add an additional yard of fabric per roll to the yardage requirements.

C.O.L. Requirements

Figure 18 sq. ft. of leather (C.O.L.) for each yard shown (i.e., 4.75 x 18 = 85.5 sq. ft.).

Contrasting Upholstery

When contrasting fabric is chosen, price at highest in-grade.

Minimum Fabric/Leather Quantity

Minimum order for fabric is 1 yard. Minimum order for leather is 1 hide (approximately 50 sq. ft.).

Construction

Frame constructed of kiln-dried lumber, laminated hardwood plywood, and 14-gauge steel. Tight seats and backs are wrapped with multiple densities of polyurethane foam.

California TB133 Fire Safety Code

The above seating products can be manufactured using the appropriate flame-retardant materials and fabric selections for compliance to California Technical Bulletin 133. Add "FR" to end of model number and add upcharge. Please contact KI customer service for fabric compliance. Not available with moisture barrier. Nano-Tex treatments can be used when TB133 is required.



LaResta® Day Bed

Modern

| Grade C.O.M. | Grade C | Grade D | Grade E & C.O.L. | Grade F | Grade G | Grade H | Grade I | Grade J | Grade K | Grade L Leather | Grade M Leather |
|-----------------|------------|------------|------------------------|------------|------------|------------|------------|------------|------------|--------------------|--------------------|
| \$ 4029 | \$ 4406 | \$ 4505 | \$ 4628 | \$ 4708 | \$ 4867 | \$ 5028 | \$ 5224 | \$ 5625 | \$ 6024 | \$ 6424 | \$ 7223 |
| 4130 | 4508 | 4606 | 4729 | 4810 | 4968 | 5128 | 5326 | 5726 | 6124 | 6525 | 7322 |
| | | | | | | | | | | | |
| | | | | | | | | | | | |
| \$ 4334 | \$ 4730 | \$ 4834 | \$ 4959 | \$ 5045 | \$ 5212 | \$ 5379 | \$ 5589 | \$ 6005 | \$ 6424 | \$ 6843 | \$ 7678 |
| 4434 | 4831 | 4936 | 5060 | 5145 | 5312 | 5480 | 5688 | 6105 | 6525 | 6942 | 7780 |
| | | | | | | | | | | | |
| | | | | | | | | | | | |
| \$ 4334 | \$ 4730 | \$ 4834 | \$ 4959 | \$ 5045 | \$ 5212 | \$ 5379 | \$ 5589 | \$ 6005 | \$ 6424 | \$ 6843 | \$ 7678 |
| 4434 | 4831 | 4936 | 5060 | 5145 | 5312 | 5480 | 5688 | 6105 | 6525 | 6942 | 7780 |
| | | | | | | | | | | | |
| | | | | | | | | | | | |
| \$ 4357 | \$ 4754 | \$ 4859 | \$ 4984 | \$ 5067 | \$ 5236 | \$ 5403 | \$ 5610 | \$ 6030 | \$ 6447 | \$ 6867 | \$ 7703 |
| 4460 | 4857 | 4958 | 5086 | 5169 | 5338 | 5504 | 5712 | 6131 | 6548 | 6968 | 7804 |
| | | | | | | | | | | | |
| | | | | | | | | | | | |

Powder Coat for Handle and Drawer

Pull

See color addendum for standard powder coat selections. Additional KI powder coat colors are available at an \$991 list upcharge per order.

Options

Available in leather as a special.

SPECIAL SERVICES

Special Carton Marking

With specially marked information N/C

Shipping

Shipped **assembled unless replacement parts which ship k.d. freight prepaid** **High Point, North Carolina 27263** factory. Freight class #125.

Specifications and prices are subject to change without prior notice.

Perth®

General Information



| General Dimensions | | | | | |
|-------------------------|---------|--------------------------|---------|---------|---------|
| Seat width | 27-1/2" | 56" | 24-1/2" | 23-1/2" | 20-1/2" |
| Seat depth | 20" | 20" | 20-3/4" | 20-1/2" | 19-1/2" |
| Seat height | 17" | 17" | 19" | 19" | 19-1/2" |
| Arm Height | 26" | 26" | 25-1/2" | 25-1/2" | 26" |
| Sleep surface width | 27-1/2" | 27-1/2" LFS/RFS - 56" DS | | | |
| Sleep surface depth | 77" | 77" LFS/RFS/DS | | | |
| Sleep surface thickness | 3-1/2" | 3-1/2" LFS/RFS/DS | | | |
| Full recline depth | | | 67-1/4" | 63" | |
| Overall Dimensions | | | | | |
| Width | 31-1/2" | 60-1/2" | 28-3/4" | 28" | 23-1/2" |
| Depth | 37-1/2" | 37-1/2" | 36" | 34" | 27-1/4" |
| Height | 33-1/2" | 33-1/2" | 44" | 41" | 42-1/2" |
| Depth in sleep position | 82" | 82" | | | |

SPECIFICATIONS

Complimentary Furniture

The following lounge collections offer complimentary furniture that creates continuity and a cohesive look throughout a facility. These complimentary pieces can be found in other sections of the KI price list.

PERTH® HEALTHCARE SEATING - Perth® Multiple Seating, LaResta® Day Bed (FSD/PE)

UPHOLSTERY INFORMATION

C.O.M. Fabric

For C.O.M. fabric sent to KI-High Point on multiple rolls, add an additional yard of fabric per roll to the yardage requirements. Multiple rolls have shorter pieces of fabric on them and do not allow nesting and stacking of the fabric to achieve the best yield as is done with one large roll. This results in yardage shortages and requests for additional fabric from the client, which can hold up

the order. For each roll that is sent, one yard needs to be added and needs to be added to one of the rolls, not separately.

Fabric Disclaimer

Fabric will be applied as swatched by the fabric manufacturer. Fabric that is required to be applied differently than is swatched will need a Special Cost Request written specifying the direction the fabric is to be applied. The posted standard lead time will apply to the Special Cost Request.

FINISH INFORMATION

SPECIAL FINISH MATCHES

KI can match special finish requests at an upcharge of \$64 List per item, up to 12 or a maximum charge of \$771 List per order per color. Special finish requests must be sent to your KI customer service representative.

Upon receipt from KI, the finishing department will prepare a "strike-off" which will be sent to the customer for approval.

The approval form accompanying the strike-off should be faxed to your KI customer service representative. Upon receipt of the signed approval form, KI will proceed with the order. Disapproved samples may be sent back to KI directly with an explanation of disapproval. A Special Finish Number (SFN) will be assigned to this finish sample for future reference or reorders



**Patient Chair
(Closed Arm)**



**Motion Patient Chair
(Open Arm)**



Patient Chair Ottoman



**Bariatric Chair
(Open Arm)**



**Glider
(Closed Arm)**

General Dimensions

| | | | | | |
|----------------------------|---------|---------|--|---------|---------|
| Seat width | 20-1/2" | 20-3/4" | | 29-3/4" | 21-1/4" |
| Seat depth | 19-1/2" | 18-1/2" | | 19-3/4" | 20" |
| Seat height | 19-1/2" | 18-3/4" | | 19-3/4" | 19" |
| Arm Height | 26" | 24" | | 25-1/2" | 24-1/2" |
| Minimum glide range | | | | | 11" |
| Minimum distance from wall | | | | | 9-1/2" |

Overall Dimensions

| | | | | | |
|--------|---------|---------|---------|---------|---------|
| Width | 23-1/2" | 24-3/4" | 19-1/4" | 32-3/4" | 24-1/4" |
| Depth | 27-1/4" | 29" | 21-1/4" | 25-1/2" | 26-1/2" |
| Height | 42-1/2" | 43-1/2" | 13-1/4" | 34" | 41-1/2" |


INFORMATION

Warranty

Refer to KI Terms & Conditions document or visit ki.com

Perth™

Sleeper

| | Features | COM | MODEL NUMBER | | | | | | | | | Approx. Packaged Weight |
|--|--------------|---------|--------------|-----------------------------------|-------------------|------------|-------------|----------|----------|----------|------------------|-------------------------|
| | | | Basic Model | Non-Contrast or Fabric Contrast 1 | Fabric Contrast 2 | Pull Color | Wood Finish | Casters | Arm Cap | TB133 | Moisture Barrier | |
|  <p>PRLS Lounge Sleeper</p> <ul style="list-style-type: none"> 1 = Seat and back/sleep surface (Fabric Contrast 1) C.O.M. = 3.75 yd 2 = Arms and frame (Fabric Contrast 2) C.O.M. = 4.5 yd | Non-contrast | 8.25 yd | PLS/NC | □□□□ | | □□□ | □□□ | □□□□ | □□□ | □□□ | □□□ | 175.0# |
| | Contrast | | PLS/FC | □□□□ | □□□□ | □□□ | □□□ | □□□□ | □□□ | □□□ | □□□ | 175.0# |
| | | | | | | | | | | | | |
| | | | | | | | | | | | | |
| | | | | | | | | | | | | |
| <p>PRRP Lounge Sleeper Replacement Seat & Back Cushions</p> | Non-contrast | 3.75 yd | PLSC | □□□□ | | | | | | □□□ | □□□ | 25.0# |
| | | | | | | | | | | | | |
| | | | A | B | C | D | E | F | G | H | I | |

HOW TO ORDER

Indicate the following information on order form:

- Quantity of each item.
- Model number, including options. See "How To Build a Model Number".
- Any special service required.

Note: • The □ indicates that a choice is required.

- The absence of the □ indicates that no choice is required.
- Alpha-numeric characters in place of □ indicate that no other alternatives are available.

HOW TO BUILD A MODEL NUMBER

A Select basic model.

B Select non-contrast or fabric contrast 1.
Refer to color addendum at ki.com or KI Fabrics & Finishes binder.

C Select fabric contrast 2.
Refer to color addendum at ki.com or KI Fabrics & Finishes binder.

D Select pull handle color.
Refer to color addendum at ki.com or KI Fabrics & Finishes binder.

E Select wood finish color.
Refer to color addendum at ki.com or KI Fabrics & Finishes binder.
For Kensington Maple add upcharge.

F Select casters.
NCST - No casters (standard)
FRCS - Locking casters-fixed front/rear swivel; add \$129

G Select armcaps.

WAC - Wood armcaps

UAC - Upholstered (pair); add

\$129

PAC - Polyurethane (pair); add

\$179

Armcap upholstery matches seat back (Fabric Contrast 1) C.O.M. yardage = 1 yd per pair.

H Select TB133.

NFR - No TB133 fire retardant

FR - Fire retardant

See pricing column for TB133 upcharge.

I Select moisture barrier.

NMB - No moisture barrier

MB - Moisture barrier

See pricing column for moisture barrier upcharge.

KENSINGTON MAPLE UPCHARGE

Kensington Maple requires extended leadtimes.

Model

PLS/NC \$30

PLS/FC \$30

PLSS/LFS/NC \$30

PLSS/RFS/NC \$30

PLSS/DS/NC \$30

PLSS/LFS/FC \$30

PLSS/RFS/FC \$30

PLSS/DS/FC \$30



| Grade C.O.M. | Grade C | Grade D | Grade E & C.O.L. | Grade F | Grade G | Grade H | Grade I | Grade J | Grade K | Grade L Leather | Grade M Leather | TB133 add to list price | Moisture Barrier add to list price |
|-----------------|------------|------------|------------------------|------------|------------|------------|------------|------------|------------|--------------------|--------------------|-------------------------------|---|
| \$ 2743 | \$ 2792 | \$ 2871 | \$ 2967 | \$ 3032 | \$ 3160 | \$ 3287 | \$ 3447 | \$ 3768 | \$ 4088 | \$ 4406 | \$ 5048 | \$ 365 | \$ 129 |
| 2795 | 2845 | 2925 | 3019 | 3084 | 3213 | 3339 | 3500 | 3820 | 4141 | 4461 | 5102 | 365 | 129 |
| | | | | | | | | | | | | | |
| | | | | | | | | | | | | | |
| | | | | | | | | | | | | | |
| | | | | | | | | | | | | | |
| | | | | | | | | | | | | | |
| | | | | | | | | | | | | | |
| \$ 665 | \$ 701 | \$ 767 | \$ 842 | \$ 901 | \$ 1003 | \$ 1103 | \$ 1311 | \$ 1567 | \$ 1830 | \$ 2086 | \$ 2609 | \$ 134 | \$ 171 |

INFORMATION

C.O.M. Requirements

C.O.M. yardage requirements listed above are based on plain goods 54" wide. If less than 54" wide or fabrics requiring matching (stripes, plaids, prints, large patterns), additional yardage will be needed. Consult C.O.M. matrix on the Ordering C.O.M. and C.O.L. page for additional yardage needed. For C.O.M. fabric sent to KI-High Point on multiple rolls, add an additional yard of fabric per roll to the yardage requirements.

C.O.L. Requirements

Figure 18 sq. ft. of leather (C.O.L.) for each yard shown (i.e., 4.75 x 18 = 85.5 sq. ft.).

Contrasting Upholstery

When contrasting fabric is chosen, price at highest in-grade.

Minimum Fabric/Leather Quantity

Minimum order for fabric is 1 yard. Minimum order for leather is 1 hide (approx-

mately 50 sq. ft.).

Moisture Barrier

Moisture barrier is applied underneath the fabric cover as a means of protecting the foam. Not available with TB133.

California TB133 Fire Safety Code

The above seating products can be manufactured using the appropriate flame-retardant materials and fabric selections for compliance to California Technical Bulletin 133. Add "FR" to end of model number and add upcharge. Please contact KI customer service for fabric compliance. Not available with moisture barrier. Nano-Tex treatments can be used when TB133 is required.

Construction

Seat and back frame constructed of welded structural steel. Arms constructed of kiln-dried hardwood. Arms are not field replaceable. Cushions constructed of multiple densities of polyurethane foam. Storage boxes constructed of laminated plywood,

black paint standard.

SPECIAL SERVICES

Special Carton Marking

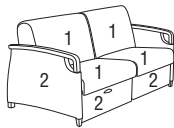
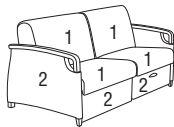
With specially marked information N/C

Shipping

Shipped **assembled freight prepaid f.o.b. High Point, North Carolina 27263** factory. Freight class #125.

Specifications and prices are subject to change without prior notice.

Perth™
Sleeper

| | | | MODEL NUMBER | | | | | | | | Approx. Packaged Weight |
|---|--------------|----------------|--|-------------------------|---------------|----------------|------------|----------|---------------------|----------|-------------------------------|
| Features | COM | Basic Model | Non-Contrast or Fabric Contrast 1 | Fabric Contrast 2 | Pull Color | Wood Finish | Arm Cap | TB133 | Moisture Barrier | | |
|  PRLS Loveseat Sleeper - LFS (Open, Left Side Facing) <ul style="list-style-type: none">1 = Seat and back/sleep surface (Fabric Contrast 1) C.O.M. = 7.5 yd2 = Arms and frame (Fabric Contrast 2) C.O.M. = 5.5 yd | Non-contrast | 13 yd | PLSS/LFS/NC | □□□□ | | □□□□ | □□□ | □□□ | □□□ | 210.0# | |
| | Contrast | | PLSS/LFS/FC | □□□□ | □□□□ | □□□□ | □□□ | □□□ | □□□ | 210.0# | |
| | | | | | | | | | | | |
| | | | | | | | | | | | |
| | | | | | | | | | | | |
|  PRLS Loveseat Sleeper - RFS (Open, Right Side Facing) <ul style="list-style-type: none">1 = Seat and back/sleep surface (Fabric Contrast 1) C.O.M. = 7.5 yd2 = Arms and frame (Fabric Contrast 2) C.O.M. = 5.5 yd | Non-contrast | 13 yd | PLSS/RFS/NC | □□□□ | | □□□□ | □□□ | □□□ | □□□ | 210.0# | |
| | Contrast | | PLSS/RFS/FC | □□□□ | □□□□ | □□□□ | □□□ | □□□ | □□□ | 210.0# | |
| | | | | | | | | | | | |
| | | | | | | | | | | | |
| | | | | | | | | | | | |
| | | | A | B | C | D | E | F | G | H | |

HOW TO ORDER

Indicate the following information on order form:

- Quantity of each item.
- Model number, including options. See “How To Build a Model Number”.
- Any special service required.

Note:

- The □ indicates that a choice is required.
- The absence of the □ indicates that no choice is required.
- Alpha-numeric characters in place of □ indicate that no other alternatives are available.

HOW TO BUILD A MODEL NUMBER

- A** Select basic model.
- B** Select non-contrast or fabric contrast 1.
Refer to color addendum at ki.com or KI Fabrics & Finishes binder.
- C** Select fabric contrast 2.
Refer to color addendum at ki.com or KI Fabrics & Finishes binder.
- D** Select pull handle color.
Refer to color addendum at ki.com or KI Fabrics & Finishes binder.
- E** Select wood finish color.
Refer to color addendum at ki.com or KI Fabrics & Finishes binder.
For Kensington Maple add upcharge.
- F** Select armcaps.
WAC - Wood (standard)
UAC - Upholstered (pair); add \$129
PAC - Polyurethane (pair); add \$179

Armcap upholstery matches seat back (Fabric Contrast 1) C.O.M. yardage = 1 yd per pair.

- G** Select TB133.
NFR - No TB133 fire retardant
FR - Fire retardant
See pricing column for TB133 upcharge.
- H** Select moisture barrier.
NMB - No moisture barrier
MB - Moisture barrier
See pricing column for moisture barrier upcharge.

KENSINGTON MAPLE UPCHARGE

Kensington Maple requires extended leadtimes.

Model

| | |
|-------------|------|
| PLS/NC | \$30 |
| PLS/FC | \$30 |
| PLSS/LFS/NC | \$30 |
| PLSS/RFS/NC | \$30 |
| PLSS/DS/NC | \$30 |
| PLSS/LFS/FC | \$30 |
| PLSS/RFS/FC | \$30 |
| PLSS/DS/FC | \$30 |



| Grade C.O.M. | Grade C | Grade D | Grade E & C.O.L. | Grade F | Grade G | Grade H | Grade I | Grade J | Grade K | Grade L Leather | Grade M Leather | TB133 add to list price | Moisture Barrier add to list price |
|-----------------|------------|------------|------------------------|------------|------------|------------|------------|------------|------------|--------------------|--------------------|-------------------------------|---|
| \$ 4332 | \$ 4430 | \$ 4591 | \$ 4784 | \$ 4916 | \$ 5174 | \$ 5434 | \$ 5757 | \$ 6406 | \$ 7051 | \$ 7701 | \$ 9266 | \$ 479 | \$ 289 |
| 4413 | 4510 | 4672 | 4865 | 4996 | 5255 | 5514 | 5837 | 6485 | 7133 | 7781 | 9345 | 479 | 289 |

INFORMATION

C.O.M. Requirements

C.O.M. yardage requirements listed above are based on plain goods 54" wide. If less than 54" wide or fabrics requiring matching (stripes, plaids, prints, large patterns), additional yardage will be needed. Consult C.O.M. matrix on the Ordering C.O.M. and C.O.L. page for additional yardage needed. For C.O.M. fabric sent to KI-High Point on multiple rolls, add an additional yard of fabric per roll to the yardage requirements.

C.O.L. Requirements

Figure 18 sq. ft. of leather (C.O.L.) for each yard shown (i.e., 4.75 x 18 = 85.5 sq. ft.).

Contrasting Upholstery

When contrasting fabric is chosen, price at highest in-grade.

Minimum Fabric/Leather Quantity

Minimum order for fabric is 1 yard. Minimum order for leather is 1 hide (approx-

mately 50 sq. ft.).

Moisture Barrier

Moisture barrier is applied underneath the fabric cover as a means of protecting the foam. Not available with TB133.

California TB133 Fire Safety Code

The above seating products can be manufactured using the appropriate flame-retardant materials and fabric selections for compliance to California Technical Bulletin 133. Add "FR" to end of model number and add upcharge. Please contact KI customer service for fabric compliance. Not available with moisture barrier. Nano-Tex treatments can be used when TB133 is required.

Construction

Seat and back frame constructed of welded structural steel. Arms constructed of kiln-dried hardwood. Arms are not field replaceable. Cushions constructed of multiple densities of polyurethane foam. Storage boxes constructed of laminated plywood,

black paint standard.

Options

Casters are NOT available on PLSS loveseat sleeper.

SPECIAL SERVICES

Special Carton Marking

With specially marked information N/C

Shipping

Shipped **assembled freight prepaid f.o.b. High Point, North Carolina 27263** factory. Freight class #125.

Specifications and prices are subject to change without prior notice.

PRLS

Loveseat Sleeper - DS (Open, Both Sides Facing)

- 1 = Seat and back/sleep surface (Fabric Contrast 1) C.O.M. = 7.5 yd
- 2 = Arms and frame (Fabric Contrast 2) C.O.M. = 5.5 yd

Note:

- The ☐ indicates that a choice is required.
- The absence of the ☐ indicates that no choice is required.
- Alpha-numeric characters in place of ☐ indicate that no other alternatives are available.

A Select basic model.

B Select non-contrast or fabric contrast 1.
Refer to color addendum at ki.com or KI
Fabrics & Finishes binder.

C Select fabric contrast 2.
Refer to color addendum at ki.com or KI
Fabrics & Finishes binder.

D Select pull handle color.
Refer to color addendum at ki.com or KI
Fabrics & Finishes binder.

E Select wood finish color.
Refer to color addendum at ki.com or KI
Fabrics & Finishes binder.
For Kensington Maple add upcharge.

F Select armcaps.

| | |
|------------|--------------------------------|
| WAC | - Wood (standard) |
| UAC | - Upholstered (pair); add \$12 |
| PAC | - Polyurethane (pair); add \$1 |

G Select TB133.

| | |
|------------|---------------------------|
| NFR | - No TB133 fire retardant |
| FR | - Fire retardant |

See pricing column for TB133 upcharge.

H Select moisture barrier.

| | |
|------------|-----------------------|
| NMB | - No moisture barrier |
| MB | - Moisture barrier |

See pricing column for moisture barrier upcharge.

Kensington Maple requires extended leadtimes.

| | |
|-------------|------|
| Model | |
| PLS/NC | \$30 |
| PLS/FC | \$30 |
| PLSS/LFS/NC | \$30 |
| PLSS/RFS/NC | \$30 |
| PLSS/DS/NC | \$30 |
| PLSS/LFS/FC | \$30 |
| PLSS/RFS/FC | \$30 |
| PLSS/DS/FC | \$30 |



| Grade C.O.M. | Grade C | Grade D | Grade E & C.O.L. | Grade F | Grade G | Grade H | Grade I | Grade J | Grade K | Grade L Leather | Grade M Leather | TB133 add to list price | Moisture Barrier add to list price |
|-----------------|------------|------------|------------------------|------------|------------|------------|------------|------------|------------|--------------------|--------------------|-------------------------------|---|
| \$ 5629 | \$ 5727 | \$ 5888 | \$ 6081 | \$ 6214 | \$ 6471 | \$ 6730 | \$ 7053 | \$ 7702 | \$ 8349 | \$ 8996 | \$ 10560 | \$ 479 | \$ 289 |
| 5709 | 5808 | 5969 | 6162 | 6291 | 6550 | 6811 | 7134 | 7782 | 8429 | 9078 | 10641 | 479 | 289 |

INFORMATION

C.O.M. Requirements

C.O.M. yardage requirements listed above are based on plain goods 54" wide. If less than 54" wide or fabrics requiring matching (stripes, plaids, prints, large patterns), additional yardage will be needed. Consult C.O.M. matrix on the Ordering C.O.M. and C.O.L. page for additional yardage needed. For C.O.M. fabric sent to KI-High Point on multiple rolls, add an additional yard of fabric per roll to the yardage requirements.

C.O.L. Requirements

Figure 18 sq. ft. of leather (C.O.L.) for each yard shown (i.e., 4.75 x 18 = 85.5 sq. ft.).

Contrasting Upholstery

When contrasting fabric is chosen, price at highest in-grade.

Minimum Fabric/Leather Quantity

Minimum order for fabric is 1 yard. Minimum order for leather is 1 hide (approx-

mately 50 sq. ft.).

Moisture Barrier

Moisture barrier is applied underneath the fabric cover as a means of protecting the foam. Not available with TB133.

California TB133 Fire Safety Code

The above seating products can be manufactured using the appropriate flame-retardant materials and fabric selections for compliance to California Technical Bulletin 133. Add "FR" to end of model number and add upcharge. Please contact KI customer service for fabric compliance. Not available with moisture barrier. Nano-Tex treatments can be used when TB133 is required.

Construction

Seat and back frame constructed of welded structural steel. Arms constructed of kiln-dried hardwood. Arms are not field replaceable. Cushions constructed of multiple densities of polyurethane foam. Storage boxes constructed of laminated plywood,

black paint standard.

Options

Casters are NOT available on PLSS loveseat sleeper.

SPECIAL SERVICES

Special Carton Marking

With specially marked information N/C

Shipping

Shipped **assembled freight prepaid f.o.b. High Point, North Carolina 27263** factory. Freight class #125.

Specifications and prices are subject to change without prior notice.

Perth™

Sleeper Replacement Parts

| | | | MODEL NUMBER | | | | | |
|-------|---|---------|-----------------|-----------------------------------|-------|------------------|-------------------------|-------------------|
| | | | Basic Model | Non-Contrast or Fabric Contrast 1 | TB133 | Moisture Barrier | | |
| | MODEL | COM | | | | | Approx. Packaged Weight | Delivered Pricing |
| PRRP | Loveseat Sleeper Replacement Seat & Back Cushions - LFS • Open, left side facing | 3.75 yd | PLSSC/LFS | □□□□ | □□□ | □□□ | 25.0# | N/A |
| | | | | | | | | |
| | | | | | | | | |
| PRRP | Loveseat Sleeper Replacement Seat & Back Cushions - RFS • Open, right side facing | 3.75 yd | PLSSC/RFS | □□□□ | □□□ | □□□ | 25.0# | N/A |
| | | | | | | | | |
| | | | | | | | | |
| PRRP | Loveseat Sleeper Replacement Seat & Back Cushions - DS • Open, both sides facing | 7.5 yd | PLSSC/DS | □□□□ | □□□ | □□□ | 50.0# | N/A |
| | | | | | | | | |
| | | | | | | | | |
| HRDPT | Replacement Med Caster Kit Includes: • (2) Med caster locking casters • (2) Med caster non-locking casters • (8) Hex nuts, (4) lock washers • (1) Small tube of Loc-Tite | | RETRO.MEDCASTER | | | | 7.0# | \$ 222 |
| | | | | | | | | |
| | | | | | | | | |
| | | | | | | | | |
| | | | A | B | C | D | | |

HOW TO ORDER

Indicate the following information on order form:

- Quantity of each item.
- Model number, including options. See “How To Build a Model Number”.
- Any special service required.

Note:

- The □ indicates that a choice is required.
- The absence of the □ indicates that no choice is required.
- Alpha-numeric characters in place of □ indicate that no other alternatives are available.

HOW TO BUILD A MODEL NUMBER

- A** Select basic model.
- B** Select non-contrast or fabric contrast 1.
Refer to color addendum at ki.com or KI Fabrics & Finishes binder.
- C** Select TB133.

NFR

- No TB133 fire retardant

FR

- Fire retardant

See pricing column for TB133 upcharge.
- D** Select moisture barrier.

NMB

- No moisture barrier

MB

- Moisture barrier

See pricing column for moisture barrier upcharge.

INFORMATION

C.O.M. Requirements
C.O.M. yardage requirements listed above are based on plain goods 54" wide. If less than 54" wide or fabrics requiring matching (stripes, plaids, prints, large patterns), additional yardage will be needed. Consult C.O.M. matrix on the Ordering C.O.M. and C.O.L. page for additional yardage needed. For C.O.M. fabric sent to KI-High Point on multiple rolls, add an additional yard of fabric per roll to the yardage requirements.

C.O.L. Requirements
Figure 18 sq. ft. of leather (C.O.L.) for each yard shown (i.e., 4.75 x 18 = 85.5 sq. ft.).

Moisture Barrier
Moisture barrier is applied underneath the fabric cover as a means of protecting the foam. Not available with TB133.

California TB133 Fire Safety Code
The above seating products can be manufactured using the appropriate flame-retardant materials and fabric selections for compliance to California Technical Bulletin 133. Add "FR" to end of model number and add upcharge. Please contact KI customer service for fabric compliance. Not available with moisture barrier. Nano-Tex treatments can be used when TB133 is required.



| Grade C.O.M. | Grade C | Grade D | Grade E & C.O.L. | Grade F | Grade G | Grade H | Grade I | Grade J | Grade K | Grade L Leather | Grade M Leather | TB133 add to list price | Moisture Barrier add to list price |
|-----------------|------------|------------|------------------------|------------|------------|------------|------------|------------|------------|--------------------|--------------------|-------------------------------|---|
| \$ 740 | \$ 761 | \$ 798 | \$ 844 | \$ 875 | \$ 933 | \$ 993 | \$ 1068 | \$ 1217 | \$ 1367 | \$ 1515 | \$ 1817 | \$ 134 | \$ 171 |
| \$ 740 | \$ 761 | \$ 798 | \$ 844 | \$ 875 | \$ 933 | \$ 993 | \$ 1068 | \$ 1217 | \$ 1367 | \$ 1515 | \$ 1817 | \$ 134 | \$ 171 |
| \$ 1480 | \$ 1519 | \$ 1598 | \$ 1686 | \$ 1749 | \$ 1869 | \$ 1985 | \$ 2138 | \$ 2436 | \$ 2730 | \$ 3033 | \$ 3634 | \$ 134 | \$ 171 |
| | | | | | | | | | | | | N/A | N/A |

SPECIAL SERVICES

Special Carton Marking

With specially marked information N/C

Shipping

Shipped k.d. freight prepaid f.o.b. High Point, North Carolina 27263 factory. Freight class #125.

Specifications and prices are subject to change without prior notice.

PRRL

Recliner

- 1 = Back and arms (Fabric Contrast 1) C.O.M. = 5.75 yd (includes front kick panel below seat and footrest on applicable models)
- 2 = Seat (Fabric Contrast 2) C.O.M. = 1.75 yd

PRRP

PR Replacement Cover Set

Indicate the following information on order form:

1. Quantity of each item.
2. Model number, including options. See "How To Build a Model Number".
3. Any special service required.

Note:

- The ☐ indicates that a choice is required.
- The absence of the ☐ indicates that no choice is required.
- Alpha-numeric characters in place of ☐ indicate that no other alternatives are available.

A Select basic model.

B Select non-contrast or fabric contrast 1.
Refer to color addendum at [ki.com](#) or KI
Fabrics & Finishes binder.

C Select fabric contrast 2.
Refer to color addendum at [ki.com](#) or KI
Fabrics & Finishes binder.

D Select I.V. pole (facing).

| | |
|-------------|---------------------------------|
| NS | - No pole |
| LFIV | - Left front facing; add \$289 |
| LRIF | - Left rear facing; add \$289 |
| RFIV | - Right front facing; add \$289 |
| RRIF | - Right rear facing; add \$289 |

E Select casters.

CSTRPB - Casters & push bar (standard)

LEGS - Legs, no casters or push bar;
add \$64

Casters not meant or warranted for patient

F Select armcaps.

| | |
|------------|---------------------------------|
| WAC | - Wood (standard) |
| PAC | - Black poly (pair); add \$89 |
| UAC | - Upholstered (pair); add \$129 |

Upholstered armcap fabric will match arms fabric selection (Fabric Contrast 1).
C.O.M. = 1 yd

G Select magazine rack.

| | |
|------------|------------------------------|
| NMR | - No rack |
| LFM | - Left side rack; add \$193 |
| RFM | - Right side rack; add \$193 |

Magazine rack fabric will match arm fabric selection (Fabric Contrast 1). C.O.M. = .5 yd

H Select wood finish color.
Refer to color addendum at ki.com or KI Fabrics & Finishes binder.
For Kensington Maple add upcharge.

I Select moisture barrier.

| | |
|------------|-----------------------|
| NMB | - No moisture barrier |
|------------|-----------------------|

MB - Moisture barrier
See pricing column for moisture barrier upcharge.



| Approx. Packaged Weight | Grade C.O.M. | Grade C | Grade D | Grade E & C.O.L. | Grade F | Grade G | Grade H | Grade I | Grade J | Grade K | Grade L Leather | Grade M Leather | Moisture Barrier add to list price |
|-------------------------------|-----------------|------------|------------|------------------------|------------|------------|------------|------------|------------|------------|--------------------|--------------------|---|
| 150.0# | \$ 2521 | \$ 2569 | \$ 2644 | \$ 2731 | \$ 2793 | \$ 2913 | \$ 3032 | \$ 3180 | \$ 3480 | \$ 3778 | \$ 4078 | \$ 4676 | \$ 129 |
| 150.0# | 2603 | 2651 | 2723 | 2812 | 2873 | 2994 | 3111 | 3261 | 3561 | 3860 | 4158 | 4756 | 129 |
| | | | | | | | | | | | | | |
| | | | | | | | | | | | | | |
| | | | | | | | | | | | | | |
| | | | | | | | | | | | | | |
| | | | | | | | | | | | | | |
| | | | | | | | | | | | | | |
| 5.0# | \$ 476 | \$ 502 | \$ 546 | \$ 600 | \$ 632 | \$ 704 | \$ 772 | \$ 861 | \$ 1035 | \$ 1209 | \$ 1383 | \$ 1731 | \$ 75 |

INFORMATION

TB133 \$295

Kensington Maple Upcharge

Kensington Maple requires extended lead-times

Model: PR \$30

Options

Additional options may be ordered. Add /xx to the end of the model number and upcharge.

Trendelenberg: /TM and \$160

Catheter attachment (specified as facing chair)

/LRCA - Left rear - add \$44

/LFCA - Left front - add \$44

/RRCA - Right rear - add \$44

/RFCA - Right front - add \$44

NOTE: If optional I.V. pole is specified, catheter attachment can not be specified in the same location.

Posey restraints may be done as a special.

C.O.M. Requirements

C.O.M. yardage requirements listed above are based on plain goods 54" wide. If less than 54" wide or fabrics requiring matching (stripes, plaids, prints, large patterns), additional yardage will be needed. Consult C.O.M. matrix on the Ordering C.O.M. and C.O.L. page for additional yardage needed. For C.O.M. fabric sent to KI-High Point on multiple rolls, add an additional yard of fabric per roll to the yardage requirements.

C.O.L. Requirements

Figure 18 sq. ft. of leather (C.O.L.) for each yard shown (i.e., 4.75 x 18 = 85.5 sq. ft.).

Contrasting Upholstery

When contrasting fabric is chosen, price at highest in-grade.

Minimum Fabric/Leather Quantity

Minimum order for fabric is 1 yard. Mini-

mum order for leather is 1 hide (approximately 50 sq. ft.).

California TB133 Fire Safety Code

The above seating products can be manufactured using the appropriate flame-retardant materials and fabric selections for compliance to California Technical Bulletin 133. Add "FR" to end of model number and add upcharge. Please contact KI customer service for fabric compliance. Not available with moisture barrier. Nano-Tex treatments can be used when TB133 is required.

Construction

Seat platform constructed of tubular steel and kiln-dried hardwood. Back constructed of kiln-dried hardwood and laminated plywood. Arms constructed of kiln-dried hardwood. Cushioning of multiple densities of polyurethane foam and Dacron fiber.

SPECIAL SERVICES

Special Carton Marking

With specially marked information N/C

Shipping

Shipped **assembled freight prepaid f.o.b. High Point, North Carolina 27263** factory. Freight class #250.

Specifications and prices are subject to change without prior notice.

PRRL

Recliner (w/ Laminate Side Articulating Tablet) - Contrast

- 1 = Back and arms (Fabric Contrast 1) C.O.M. = 5.75 yd (includes front kick panel below seat and footrest on applicable models)
- 2 = Seat (Fabric Contrast 2) C.O.M. = 1.75 yd

- The absence of the ☐ indicates that no choice is required.
- Alpha-numeric characters in place of ☐ indicate that no other alternatives are available.

A Select basic model.

B Select non-contrast or fabric contrast 1.
Refer to color addendum at [ki.com](#) or KI
Fabrics & Finishes binder.

C Select fabric contrast 2.
Refer to color addendum at [ki.com](#) or KI
Fabrics & Finishes binder.

D Select I.V. pole (facing).

| | |
|-------------|---------------------------------|
| NS | - No pole |
| LFIV | - Left front facing; add \$289 |
| LRIF | - Left rear facing; add \$289 |
| RFIV | - Right front facing; add \$289 |
| RRIF | - Right rear facing; add \$289 |

E Select casters.

| | |
|---------------|--|
| CSTRPB | - Casters & push bar (standard) |
| LEGS | - Legs, no casters or push bar; add \$64 |

Casters not meant or warranted for patient

Fabrics & Finishes binder.

I Select laminate color.
Refer to color addendum at ki.com or KI



| Approx. Packaged Weight | Grade C.O.M. | Grade C | Grade D | Grade E & C.O.L. | Grade F | Grade G | Grade H | Grade I | Grade J | Grade K | Grade L Leather | Grade M Leather | Moisture Barrier add to list price |
|-------------------------------|-----------------|------------|------------|------------------------|------------|------------|------------|------------|------------|------------|--------------------|--------------------|---|
| 155.0# | \$ 2757 | \$ 2805 | \$ 2879 | \$ 2967 | \$ 3027 | \$ 3148 | \$ 3265 | \$ 3417 | \$ 3717 | \$ 4014 | \$ 4313 | \$ 4911 | \$ 129 |
| 155.0# | 2757 | 2805 | 2879 | 2967 | 3027 | 3148 | 3265 | 3417 | 3717 | 4014 | 4313 | 4911 | 129 |
| 155.0# | \$ 2838 | \$ 2886 | \$ 2959 | \$ 3048 | \$ 3107 | \$ 3228 | \$ 3346 | \$ 3497 | \$ 3796 | \$ 4095 | \$ 4393 | \$ 4991 | \$ 129 |
| 155.0# | 2838 | 2886 | 2959 | 3048 | 3107 | 3228 | 3346 | 3497 | 3796 | 4095 | 4393 | 4991 | 129 |

INFORMATION

Moisture Barrier \$129
TB133 \$295

Kensington Maple Upcharge

Kensington Maple requires extended lead-times

Model: PR \$30

Options

Additional options may be ordered. Add /xx to the end of the model number and upcharge.

Trendelenberg: /TM and \$160

Catheter attachment (specified as facing chair)

/LRCA - Left rear - add \$44

/LFCA - Left front - add \$44

/RRCA - Right rear - add \$44

/RFCA - Right front - add \$44

NOTE: If optional I.V. pole is specified, catheter attachment can not be specified in

the same location.

Posey restraints may be done as a special.

C.O.M. Requirements

C.O.M. yardage requirements listed above are based on plain goods 54" wide. If less than 54" wide or fabrics requiring matching (stripes, plaids, prints, large patterns), additional yardage will be needed. Consult C.O.M. matrix on the Ordering C.O.M. and C.O.L. page for additional yardage needed. For C.O.M. fabric sent to KI-High Point on multiple rolls, add an additional yard of fabric per roll to the yardage requirements.

C.O.L. Requirements

Figure 18 sq. ft. of leather (C.O.L.) for each yard shown (i.e., 4.75 x 18 = 85.5 sq. ft.).

Contrasting Upholstery

When contrasting fabric is chosen, price at highest in-grade.

Minimum Fabric/Leather Quantity

Minimum order for fabric is 1 yard. Minimum order for leather is 1 hide (approximately 50 sq. ft.).

California TB133 Fire Safety Code

The above seating products can be manufactured using the appropriate flame-retardant materials and fabric selections for compliance to California Technical Bulletin 133. Add "FR" to end of model number and add upcharge. Please contact KI customer service for fabric compliance. Not available with moisture barrier. Nano-Tex treatments can be used when TB133 is required.

Construction

Seat platform constructed of tubular steel and kiln-dried hardwood. Back constructed of kiln-dried hardwood and laminated plywood. Arms constructed of kiln-dried hardwood. Cushioning of multiple densities of polyurethane foam and Dacron fiber.

SPECIAL SERVICES

Special Carton Marking

With specially marked information N/C

Shipping

Shipped **assembled freight prepaid f.o.b. High Point, North Carolina 27263** factory. Freight class #250.

Specifications and prices are subject to change without prior notice.

HOW TO ORDER

1. Quantity of each item.
2. Model number, including options. See "How To Build a Model Number".
3. Any special service required.

- The absence of the ☐ indicates that no choice is required.
- Alpha-numeric characters in place of ☐ indicate that no other alternatives are available.

transport.

Fabrics & Finishes binder.

- A** Select basic model.
- B** Select non-contrast or fabric contrast 1.
Refer to color addendum at ki.com or KI
Fabrics & Finishes binder.
- C** Select fabric contrast 2.
Refer to color addendum at ki.com or KI
Fabrics & Finishes binder.
- D** Select I.V. pole (facing).
- | | |
|-------------|---------------------------------|
| NS | - No pole |
| LFIV | - Left front facing; add \$289 |
| LRIF | - Left rear facing; add \$289 |
| RFIV | - Right front facing; add \$289 |
| RRIF | - Right rear facing; add \$289 |
- E** Select casters.
- | | |
|---------------|--|
| CSTRPB | - Casters & push bar (standard) |
| LEGS | - Legs, no casters or push bar; add \$64 |
- Casters not meant or warranted for patient

- F** Select armcaps.
- | | |
|------------|---------------------------------|
| WAC | - Wood (standard) |
| PAC | - Black poly (pair); add \$89 |
| UAC | - Upholstered (pair); add \$129 |
- Upholstered armcap fabric will match arms fabric selection (Fabric Contrast 1).
C.O.M. = 1 yd
- G** Select magazine rack.
- | | |
|------------|------------------------------|
| NMR | - No rack |
| LFM | - Left side rack; add \$193 |
| RFM | - Right side rack; add \$193 |
- Magazine rack fabric will match arm fabric selection (Fabric Contrast 1). C.O.M. = .5 yd
- H** Select wood finish color.
- Refer to color addendum at ki.com or KI Fabrics & Finishes binder.
- For Kensington Maple add upcharge.
- I** Select veneer color.
- Refer to color addendum at ki.com or KI



| Approx. Packaged Weight | Grade C.O.M. | Grade C | Grade D | Grade E & C.O.L. | Grade F | Grade G | Grade H | Grade I | Grade J | Grade K | Grade L Leather | Grade M Leather | Moisture Barrier add to list price |
|-------------------------------|-----------------|------------|------------|------------------------|------------|------------|------------|------------|------------|------------|--------------------|--------------------|---|
| 155.0# | \$ 2757 | \$ 2805 | \$ 2879 | \$ 2967 | \$ 3027 | \$ 3148 | \$ 3265 | \$ 3417 | \$ 3717 | \$ 4014 | \$ 4313 | \$ 4911 | \$ 129 |
| 155.0# | 2757 | 2805 | 2879 | 2967 | 3027 | 3148 | 3265 | 3417 | 3717 | 4014 | 4313 | 4911 | 129 |
| 155.0# | \$ 2838 | \$ 2886 | \$ 2959 | \$ 3048 | \$ 3107 | \$ 3228 | \$ 3346 | \$ 3497 | \$ 3796 | \$ 4095 | \$ 4393 | \$ 4991 | \$ 129 |
| 155.0# | 2838 | 2886 | 2959 | 3048 | 3107 | 3228 | 3346 | 3497 | 3796 | 4095 | 4393 | 4991 | 129 |

INFORMATION

Moisture Barrier \$129
TB133 \$295

Kensington Maple Upcharge

Kensington Maple requires extended lead-times

Model: PR \$30

Options

Additional options may be ordered. Add /xx to the end of the model number and upcharge.

Trendelenberg: /TM and \$160

Catheter attachment (specified as facing chair)

/LRCA - Left rear - add \$44

/LFCA - Left front - add \$44

/RRCA - Right rear - add \$44

/RFCA - Right front - add \$44

NOTE: If optional I.V. pole is specified, catheter attachment can not be specified in

the same location.

Posey restraints may be done as a special.

C.O.M. Requirements

C.O.M. yardage requirements listed above are based on plain goods 54" wide. If less than 54" wide or fabrics requiring matching (stripes, plaids, prints, large patterns), additional yardage will be needed. Consult C.O.M. matrix on the Ordering C.O.M. and C.O.L. page for additional yardage needed. For C.O.M. fabric sent to KI-High Point on multiple rolls, add an additional yard of fabric per roll to the yardage requirements.

C.O.L. Requirements

Figure 18 sq. ft. of leather (C.O.L.) for each yard shown (i.e., 4.75 x 18 = 85.5 sq. ft.).

Contrasting Upholstery

When contrasting fabric is chosen, price at highest in-grade.

Minimum Fabric/Leather Quantity

Minimum order for fabric is 1 yard. Minimum order for leather is 1 hide (approximately 50 sq. ft.).

California TB133 Fire Safety Code

The above seating products can be manufactured using the appropriate flame-retardant materials and fabric selections for compliance to California Technical Bulletin 133. Add "FR" to end of model number and add upcharge. Please contact KI customer service for fabric compliance. Not available with moisture barrier. Nano-Tex treatments can be used when TB133 is required.

Construction

Seat platform constructed of tubular steel and kiln-dried hardwood. Back constructed of kiln-dried hardwood and laminated plywood. Arms constructed of kiln-dried hardwood. Cushioning of multiple densities of polyurethane foam and Dacron fiber.

SPECIAL SERVICES

Special Carton Marking


With specially marked information N/C

Shipping

Shipped **assembled freight prepaid f.o.b. High Point, North Carolina 27263** factory. Freight class #250.

Specifications and prices are subject to change without prior notice.

Perth®
Recliner

| | | | | MODEL NUMBER | | | | | | |
|---|---|--------------------------|---------|------------------|-----------------------------------|-------------------|------------|------------|-------------|--|
| | | | | Basic Model | Non-Contrast or Fabric Contrast 1 | Fabric Contrast 2 | Casters | Arm Cap | Wood Finish | |
| MODEL | Features | COM | | | | | | | | |
|  PRRL | Recliner - Wall Saver • 1 = Back and arms (Fabric Contrast 1) C.O.M. = 5.5 yd (includes front kick panel below seat and footrest on applicable models) • 2 = Seat (Fabric Contrast 2) C.O.M. = 1.75 yd | Non-contrast Contrast | 6.75 yd | PRW/NC PRW/FC | □□□□ □□□□ | □□□□ □□□□ | □□□ □□□ | □□□ □□□ | □□□ □□□ | |
| | | | | | | | | | | |
| | | | | | | | | | | |
| | | | | | | | | | | |
| PRRP | PRW Replacement Cover Set - Wall Saver | | | PRWC | □□□□ | | | | | |
| HRDPT | Replacement Med Caster Kit Includes: • (2) Med caster locking casters • (2) Med caster non-locking casters • (8) Hex nuts, (4) lock washers • (1) Small tube of Loc-Tite | | | RETRO.MEDCASTER | | | | | | |
| | | | | A | B | C | D | E | F | |

HOW TO ORDER

Indicate the following information on order form:

- Quantity of each item.
- Model number, including options. See “How To Build a Model Number”.
- Any special service required.

Note:

- The □ indicates that a choice is required.
- The absence of the □ indicates that no choice is required.
- Alpha-numeric characters in place of □ indicate that no other alternatives are available.

HOW TO BUILD A MODEL NUMBER

- A** Select basic model.
- B** Select non-contrast or fabric contrast 1.
Refer to color addendum at [ki.com](#) or KI Fabrics & Finishes binder.
- C** Select fabric contrast 2.
Refer to color addendum at [ki.com](#) or KI Fabrics & Finishes binder.
- D** Select casters.

SFR - Casters (swivel front/rear locking) & pushbar; add \$320

NCST - No casters or push bar (standard)

Casters not meant or warranted for patient transport; intended only for moving unoccupied chair for cleaning/housekeeping purposes. Housekeeping-type casters mounted to mechanism not accessible.
- E** Select armcaps.

WAC - Wood armcaps

PAC - Black poly (pair); add \$89

UAC - Upholstered (pair); add \$129

Upholstered armcap fabric will match arms fabric selection (Fabric Contrast 1). C.O.M. = 1 yd
- F** Select wood finish color.
Refer to color addendum at [ki.com](#) or KI Fabrics & Finishes binder.
For Kensington Maple add upcharge.

INFORMATION

Moisture Barrier \$129
TB133 \$295

C.O.M. Requirements
C.O.M. yardage requirements listed above are based on plain goods 54" wide. If less than 54" wide or fabrics requiring matching (stripes, plaids, prints, large patterns), additional yardage will be needed. Consult C.O.M. matrix on the Ordering C.O.M. and C.O.L. page for additional yardage needed. For C.O.M. fabric sent to KI-High Point on multiple rolls, add an additional yard of fabric per roll to the yardage requirements.

C.O.L. Requirements
Figure 18 sq. ft. of leather (C.O.L.) for each yard shown (i.e., 4.75 x 18 = 85.5 sq. ft.).

Contrasting Upholstery
When contrasting fabric is chosen, price at highest in-grade.



| Approx. Packaged Weight | Delivered Pricing | Grade C.O.M. | Grade C | Grade D | Grade E & C.O.L. | Grade F | Grade G | Grade H | Grade I | Grade J | Grade K | Grade L Leather | Grade M Leather | Moisture Barrier add to list price |
|-------------------------------|----------------------|-----------------|------------|------------|------------------------|------------|------------|------------|------------|------------|------------|--------------------|--------------------|---|
| 150.0# | N/A | \$ 2281 | \$ 2319 | \$ 2385 | \$ 2464 | \$ 2515 | \$ 2621 | \$ 2725 | \$ 2856 | \$ 3119 | \$ 3379 | \$ 3639 | \$ 4166 | \$ 129 |
| 150.0# | N/A | 2595 | 2636 | 2701 | 2777 | 2832 | 2936 | 3043 | 3171 | 3433 | 3695 | 3954 | 4480 | 129 |
| 5.0# | N/A | \$ 457 | \$ 483 | \$ 525 | \$ 576 | \$ 613 | \$ 681 | \$ 754 | \$ 840 | \$ 1013 | \$ 1187 | \$ 1364 | \$ 1713 | \$ 129 |
| 7.0# | \$ 222 | | | | | | | | | | | | | N/A |

Minimum Fabric/Leather Quantity

Minimum order for fabric is 1 yard. Minimum order for leather is 1 hide (approximately 50 sq. ft).

California TB133 Fire Safety Code

The above seating products can be manufactured using the appropriate flame-retardant materials and fabric selections for compliance to California Technical Bulletin 133. Add "FR" to end of model number and add upcharge. Please contact KI customer service for fabric compliance. Not available with moisture barrier. Nano-Tex treatments can be used when TB133 is required.

Construction

Seat platform constructed of tubular steel and kiln-dried hardwood. Back constructed of kiln-dried hardwood and laminated plywood. Arms constructed of kiln-dried hardwood. Cushioning of multiple densities of polyurethane foam and Dacron fiber.

SPECIAL SERVICES
Special Carton Marking

With specially marked information N/C




Shipping

Shipped **assembled freight prepaid f.o.b. High Point, North Carolina 27263** factory. Freight class #250.

Specifications and prices are subject to change without prior notice.

Perth®

Patient Chair

| MODEL | Features | COM | MODEL NUMBER | | | | | | | |
|---|---|---------|--------------|-----------------------------------|-------------------|-------------|----------|----------|------------------|----------|
| | | | Basic Model | Non-Contrast or Fabric Contrast 1 | Fabric Contrast 2 | Wood Finish | Arm Cap | TB133 | Moisture Barrier | |
|  | Patient Chair (Open Arm) | | | | | | | | | |
| | • 1 = Back (Fabric Contrast 1) C.O.M. = 2 yd | 2.25 yd | POP/NC | □□□□ | | □□□ | □□□ | □□□ | □□□ | |
| | • 2 = Seat (Fabric Contrast 2) C.O.M. = 1 yd | | POP/FC | □□□□ | □□□□ | □□□ | □□□ | □□□ | □□□ | |
| | | | | | | | | | | |
|  | Patient Chair (Closed Arm) | | | | | | | | | |
| | • 1 = Back and arms (Fabric Contrast 1) C.O.M. = 3.5 yd | 3.75 yd | PPP/NC | □□□□ | | □□□ | □□□ | □□□ | □□□ | |
| | • 2 = Seat (Fabric Contrast 2) C.O.M. = 1 yd | | PPP/FC | □□□□ | □□□□ | □□□ | □□□ | □□□ | □□□ | |
| | | | | | | | | | | |
|  | Ottoman | | | | | | | | | |
| | | 1 yd | POT | □□□□ | | □□□ | | □□□ | □□□ | |
| | | | | | | | | | | |
| | | | | | | | | | | |
| | | | | A | B | C | D | E | F | G |

HOW TO ORDER

Indicate the following information on order form:

- Quantity of each item.
- Model number, including options. See "How To Build a Model Number".
- Any special service required.

Note: • The □ indicates that a choice is required.

- The absence of the □ indicates that no choice is required.
- Alpha-numeric characters in place of □ indicate that no other alternatives are available.

HOW TO BUILD A MODEL NUMBER

A Select basic model.

B Select non-contrast or fabric contrast 1.
Refer to color addendum at ki.com or KI Fabrics & Finishes binder.

C Select fabric contrast 2.
Refer to color addendum at ki.com or KI Fabrics & Finishes binder.

D Select wood finish color.
Refer to color addendum at ki.com or KI Fabrics & Finishes binder.
For Kensington Maple add upcharge.

E Select arm option.
WAC - Wood armcaps
PAC - Black poly (pair); add \$123

F Select TB133.
NFR - No TB133 fire retardant
FR - Fire retardant
See pricing column for TB133 upcharge.

G Select moisture barrier.

NMB - No moisture barrier

MB - Moisture barrier

See pricing column for moisture barrier upcharge.

KENSINGTON MAPLE UPCHARGE

Kensington Maple requires extended leadtimes.

| | |
|--------|------|
| Model | |
| POP/NC | \$47 |
| POP/FC | \$47 |
| PPP/NC | \$47 |
| PPP/FC | \$47 |
| POX/NC | \$47 |
| POX/FC | \$47 |
| PPX/NC | \$47 |
| PPX/FC | \$47 |
| POT | \$30 |



| Approx. Packaged Weight | Grade C.O.M. | Grade C | Grade D | Grade E & C.O.L. | Grade F | Grade G | Grade H | Grade I | Grade J | Grade K | Grade L Leather | Grade M Leather | TB133 add to list price | Moisture Barrier add to list price |
|-------------------------------|-----------------|------------|------------|------------------------|------------|------------|------------|------------|------------|------------|--------------------|--------------------|-------------------------------|---|
| 65.0# | \$ 1151 | \$ 1169 | \$ 1196 | \$ 1231 | \$ 1293 | \$ 1341 | \$ 1388 | \$ 1447 | \$ 1616 | \$ 1739 | \$ 1864 | \$ 2109 | \$ 160 | \$ 64 |
| 65.0# | 1205 | 1223 | 1252 | 1285 | 1346 | 1394 | 1441 | 1500 | 1669 | 1792 | 1915 | 2162 | 160 | 64 |
| 65.0# | \$ 1295 | \$ 1328 | \$ 1376 | \$ 1437 | \$ 1522 | \$ 1604 | \$ 1688 | \$ 1792 | \$ 2062 | \$ 2277 | \$ 2490 | \$ 2917 | \$ 223 | \$ 96 |
| 65.0# | 1348 | 1380 | 1429 | 1492 | 1577 | 1659 | 1742 | 1844 | 2117 | 2331 | 2543 | 2971 | 223 | 96 |
| 20.0# | \$ 529 | \$ 538 | \$ 551 | \$ 565 | \$ 577 | \$ 601 | \$ 623 | \$ 667 | \$ 723 | \$ 778 | \$ 835 | \$ 947 | \$ 64 | \$ 46 |

INFORMATION

C.O.M. Requirements

C.O.M. yardage requirements listed above are based on plain goods 54" wide. If less than 54" wide or fabrics requiring matching (stripes, plaids, prints, large patterns), additional yardage will be needed. Consult C.O.M. matrix on the Ordering C.O.M. and C.O.L. page for additional yardage needed. For C.O.M. fabric sent to KI-High Point on multiple rolls, add an additional yard of fabric per roll to the yardage requirements.

C.O.L. Requirements

Figure 18 sq. ft. of leather (C.O.L.) for each yard shown (i.e., 4.75 x 18 = 85.5 sq. ft.).

Contrasting Upholstery

When contrasting fabric is chosen, price at highest in-grade.

Minimum Fabric/Leather Quantity

Minimum order for fabric is 1 yard. Minimum order for leather is 1 hide (approx-

mately 50 sq. ft.).

Moisture Barrier

Moisture barrier is applied underneath the fabric cover as a means of protecting the foam. Not available with TB133.

California TB133 Fire Safety Code

The above seating products can be manufactured using the appropriate flame-retardant materials and fabric selections for compliance to California Technical Bulletin 133. Add "FR" to end of model number and add upcharge. Please contact KI customer service for fabric compliance. Not available with moisture barrier. Nano-Tex treatments can be used when TB133 is required.

Construction

Seat frame constructed of welded structural steel. Back constructed from formed laminated plywood. Arms constructed of kiln-dried hardwood. Cushioning of multiple densities of polyurethane foam and Dacron fiber.

SPECIAL SERVICES

Special Carton Marking



With specially marked information N/C

Shipping

Shipped **assembled unless replacement parts which ship k.d. freight prepaid High Point, North Carolina 27263** factory. Freight class #250.

Specifications and prices are subject to change without prior notice.

Perth®
Patient Chair

| | | | | MODEL NUMBER | | | | | | | |
|---|--|--------------|--------|--------------|-----------------------------------|-------------------|-------------|----------|----------|------------------|--|
| | | | | Basic Model | Non-Contrast or Fabric Contrast 1 | Fabric Contrast 2 | Wood Finish | Arm Cap | TB133 | Moisture Barrier | |
| MODEL | Features | COM | | | | | | | | | |
|  | Motion Patient Chair (Open Arm) | Non-contrast | 2.5 yd | POX/NC | □□□□ | | □□□ | □□□ | □□□ | □□□ | |
| | • 1 = Back (Fabric Contrast 1) C.O.M. = 1.75 yd | Contrast | | POX/FC | □□□□ | □□□□ | □□□ | □□□ | □□□ | □□□ | |
| | • 2 = Seat (Fabric Contrast 2) C.O.M. = 1 yd | | | | | | | | | | |
| | | | | | | | | | | | |
| PMPC | | | | | | | | | | | |
|  | Motion Patient Chair (Closed Arm) | Non-contrast | 4 yd | PPX/NC | □□□□ | | □□□ | □□□ | □□□ | □□□ | |
| | • 1 = Back and arms (Fabric Contrast 1) C.O.M. = 3.25 yd | Contrast | | PPX/FC | □□□□ | □□□□ | □□□ | □□□ | □□□ | □□□ | |
| | • 2 = Seat (Fabric Contrast 2) C.O.M. = 1 yd | | | | | | | | | | |
| | | | | | | | | | | | |
| PMPC | | | | | | | | | | | |
| | | | | A | B | C | D | E | F | G | |

HOW TO ORDER

- Indicate the following information on order form:
- Quantity of each item.
 - Model number, including options. See “How To Build a Model Number”.
 - Any special service required.

Note:

- The □ indicates that a choice is required.
- The absence of the □ indicates that no choice is required.
- Alpha-numeric characters in place of □ indicate that no other alternatives are available.

HOW TO BUILD A MODEL NUMBER

- A** Select basic model.
- B** Select non-contrast or fabric contrast 1.
Refer to color addendum at ki.com or KI Fabrics & Finishes binder.
- C** Select fabric contrast 2.
Refer to color addendum at ki.com or KI Fabrics & Finishes binder.
- D** Select wood finish color.
Refer to color addendum at ki.com or KI Fabrics & Finishes binder.
For Kensington Maple add upcharge.
- E** Select arm option.
- | | |
|------------|--------------------------------|
| WAC | - Wood armcaps |
| PAC | - Black poly (pair); add \$123 |
- F** Select TB133.
- | | |
|------------|---------------------------|
| NFR | - No TB133 fire retardant |
| FR | - Fire retardant |
- See pricing column for TB133 upcharge.
- G** Select moisture barrier.
- | | |
|------------|-----------------------|
| NMB | - No moisture barrier |
| MB | - Moisture barrier |
- See pricing column for moisture barrier upcharge.

KENSINGTON MAPLE UPCHARGE

Kensington Maple requires extended leadtimes.

| | |
|--------|------|
| Model | |
| POP/NC | \$47 |
| POP/FC | \$47 |
| PPP/NC | \$47 |
| PPP/FC | \$47 |
| POX/NC | \$47 |
| POX/FC | \$47 |
| PPX/NC | \$47 |
| PPX/FC | \$47 |
| POT | \$30 |



| Approx. Packaged Weight | Grade C.O.M. | Grade C | Grade D | Grade E & C.O.L. | Grade F | Grade G | Grade H | Grade I | Grade J | Grade K | Grade L Leather | Grade M Leather | TB133 add to list price | Moisture Barrier add to list price |
|-------------------------------|-----------------|------------|------------|------------------------|------------|------------|------------|------------|------------|------------|--------------------|--------------------|-------------------------------|---|
| 65.0# | \$ 1729 | \$ 1747 | \$ 1783 | \$ 1815 | \$ 1911 | \$ 1962 | \$ 2015 | \$ 2076 | \$ 2264 | \$ 2393 | \$ 2521 | \$ 2780 | \$ 160 | \$ 96 |
| 65.0# | 1784 | 1799 | 1834 | 1869 | 1965 | 2018 | 2067 | 2131 | 2317 | 2447 | 2577 | 2835 | 160 | 96 |
| 65.0# | \$ 1960 | \$ 1988 | \$ 2037 | \$ 2095 | \$ 2226 | \$ 2277 | \$ 2384 | \$ 2484 | \$ 2763 | \$ 2967 | \$ 3170 | \$ 3580 | \$ 223 | \$ 96 |
| 65.0# | 2016 | 2042 | 2092 | 2147 | 2280 | 2331 | 2438 | 2538 | 2816 | 3019 | 3223 | 3634 | 223 | 96 |

INFORMATION

C.O.M. Requirements

C.O.M. yardage requirements listed above are based on plain goods 54" wide. If less than 54" wide or fabrics requiring matching (stripes, plaids, prints, large patterns), additional yardage will be needed. Consult C.O.M. matrix on the Ordering C.O.M. and C.O.L. page for additional yardage needed. For C.O.M. fabric sent to KI-High Point on multiple rolls, add an additional yard of fabric per roll to the yardage requirements.

C.O.L. Requirements

Figure 18 sq. ft. of leather (C.O.L.) for each yard shown (i.e., 4.75 x 18 = 85.5 sq. ft.).

Contrasting Upholstery

When contrasting fabric is chosen, price at highest in-grade.

Minimum Fabric/Leather Quantity

Minimum order for fabric is 1 yard. Minimum order for leather is 1 hide (approx-

mately 50 sq. ft.).

Moisture Barrier

Moisture barrier is applied underneath the fabric cover as a means of protecting the foam. Not available with TB133.

California TB133 Fire Safety Code

The above seating products can be manufactured using the appropriate flame-retardant materials and fabric selections for compliance to California Technical Bulletin 133. Add "FR" to end of model number and add upcharge. Please contact KI customer service for fabric compliance. Not available with moisture barrier. Nano-Tex treatments can be used when TB133 is required.

Construction

Models POP & PPP fixed backs are formed of cross-laminated wood veneer. The motion of models POX & PPX is achieved with a spring steel system cantilevered off a steel understructure. All models use arms constructed from kiln-dried hardwood.

Arms are field replaceable, but closed arm models require normal upholstery skills to recover. Cushioning of multiple densities of polyurethane foam and Dacron fiber.

SPECIAL SERVICES

Special Carton Marking

With specially marked information N/C

Shipping

Shipped **assembled unless replacement parts which ship k.d. freight prepaid High Point, North Carolina 27263** factory. Freight class #250.

Specifications and prices are subject to change without prior notice.

Perth®
Patient Chair Replacement Parts

| | | | | MODEL NUMBER | | | | | Approx. Packaged Weight |
|-------|---|--------------|---------|--------------|-----------------------------------|-------------------|----------|------------------|-------------------------|
| | | | | Basic Model | Non-Contrast or Fabric Contrast 1 | Fabric Contrast 2 | TB133 | Moisture Barrier | |
| MODEL | Features | COM | | | | | | | |
| PRPC | Patient Chair Replacement Back and Seat Cover Set (Open Arm) • 1 = Back (Fabric Contrast 1) C.O.M. = 1.25 yd • 2 = Seat (Fabric Contrast 2) C.O.M. = 1 yd | Non-contrast | 2.25 yd | POPC/NC | □□□□ | | □□□ | □□□ | 10.0# |
| | | Contrast | | POPC/FC | □□□□ | □□□□ | □□□ | □□□ | 10.0# |
| | | | | | | | | | |
| | | | | | | | | | |
| PRPC | Patient Chair Replacement Back and Seat Cover Set (Closed Arm) • 1 = Back (Fabric Contrast 1) C.O.M. = 1.75 yd • 2 = Seat (Fabric Contrast 2) C.O.M. = 1 yd | Non-contrast | 2.25 yd | PPPC/NC | □□□□ | | □□□ | □□□ | 15.0# |
| | | Contrast | | PPPC/FC | □□□□ | □□□□ | □□□ | □□□ | 15.0# |
| | | | | | | | | | |
| | | | | | | | | | |
| PMPC | Motion Patient Chair Replacement Back and Seat Cover Set (Open Arm) • 1 = Back (Fabric Contrast 1) C.O.M. = 1.75 yd • 2 = Seat (Fabric Contrast 2) C.O.M. = 1 yd | Non-contrast | 2.25 yd | POXC/NC | □□□□ | | □□□ | □□□ | 10.0# |
| | | Contrast | | POXC/FC | □□□□ | □□□□ | □□□ | □□□ | 10.0# |
| | | | | | | | | | |
| | | | | | | | | | |
| PMPC | Motion Patient Chair Replacement Back and Seat Cover Set (Closed Arm) • 1 = Back (Fabric Contrast 1) C.O.M. = 1.75 yd • 2 = Seat (Fabric Contrast 2) C.O.M. = 1 yd | Non-contrast | 2.25 yd | PPXC/NC | □□□□ | | □□□ | □□□ | 15.0# |
| | | Contrast | | PPXC/FC | □□□□ | □□□□ | □□□ | □□□ | 15.0# |
| | | | | | | | | | |
| | | | | | | | | | |
| | | | | A | B | C | D | E | |

HOW TO ORDER

Indicate the following information on order form:

- Quantity of each item.
- Model number, including options. See “How To Build a Model Number”.
- Any special service required.

Note: • The □ indicates that a choice is required.
• The absence of the □ indicates that no choice is required.
• Alpha-numeric characters in place of □ indicate that no other alternatives are available.

HOW TO BUILD A MODEL NUMBER

- A** Select basic model.
- B** Select non-contrast or fabric contrast 1. Refer to color addendum at ki.com or KI Fabrics & Finishes binder.
- C** Select fabric contrast 2. Refer to color addendum at ki.com or KI Fabrics & Finishes binder.
- D** Select TB133.
NFR - No TB133 fire retardant
FR - Fire retardant
See pricing column for TB133 upcharge.
- E** Select moisture barrier.
NMB - No moisture barrier
MB - Moisture barrier
See pricing column for moisture barrier upcharge.

INFORMATION

C.O.M. Requirements
C.O.M. yardage requirements listed above are based on plain goods 54" wide. If less than 54" wide or fabrics requiring matching (stripes, plaids, prints, large patterns), additional yardage will be needed. Consult C.O.M. matrix on the Ordering C.O.M. and C.O.L. page for additional yardage needed. For C.O.M. fabric sent to KI-High Point on multiple rolls, add an additional yard of fabric per roll to the yardage requirements.

C.O.L. Requirements
Figure 18 sq. ft. of leather (C.O.L.) for each yard shown (i.e., 4.75 x 18 = 85.5 sq. ft.).

Contrasting Upholstery
When contrasting fabric is chosen, price at highest in-grade.

Moisture Barrier
Moisture barrier is applied underneath the fabric cover as a means of protecting the

foam. Not available with TB133.

California TB133 Fire Safety Code
The above seating products can be manufactured using the appropriate flame-retardant materials and fabric selections for compliance to California Technical Bulletin 133. Add "FR" to end of model number and add upcharge. Please contact KI customer service for fabric compliance. Not available with moisture barrier. Nano-Tex treatments can be used when TB133 is required.



| Grade C.O.M. | Grade C | Grade D | Grade E & C.O.L. | Grade F | Grade G | Grade H | Grade I | Grade J | Grade K | Grade L Leather | Grade M Leather | TB133 add to list price | Moisture Barrier add to list price |
|-----------------|------------|------------|------------------------|------------|------------|------------|------------|------------|------------|--------------------|--------------------|-------------------------------|---|
| \$ 613 | \$ 653 | \$ 679 | \$ 714 | \$ 745 | \$ 786 | \$ 828 | \$ 868 | \$ 908 | \$ 945 | \$ 1003 | \$ 1055 | \$ 160 | \$ 64 |
| 665 | 706 | 732 | 767 | 799 | 840 | 881 | 923 | 961 | 999 | 1055 | 1110 | 160 | 64 |
| | | | | | | | | | | | | | |
| | | | | | | | | | | | | | |
| | | | | | | | | | | | | | |
| \$ 613 | \$ 653 | \$ 679 | \$ 714 | \$ 745 | \$ 786 | \$ 828 | \$ 868 | \$ 908 | \$ 945 | \$ 1003 | \$ 1055 | \$ 160 | \$ 64 |
| 665 | 706 | 732 | 767 | 799 | 840 | 881 | 923 | 961 | 999 | 1055 | 1110 | 160 | 64 |
| | | | | | | | | | | | | | |
| | | | | | | | | | | | | | |
| | | | | | | | | | | | | | |
| \$ 613 | \$ 653 | \$ 679 | \$ 714 | \$ 745 | \$ 786 | \$ 828 | \$ 868 | \$ 908 | \$ 945 | \$ 1003 | \$ 1055 | \$ 160 | \$ 64 |
| 665 | 706 | 732 | 767 | 799 | 840 | 881 | 923 | 961 | 999 | 1055 | 1110 | 160 | 64 |
| | | | | | | | | | | | | | |
| | | | | | | | | | | | | | |
| | | | | | | | | | | | | | |
| \$ 613 | \$ 653 | \$ 679 | \$ 714 | \$ 745 | \$ 786 | \$ 828 | \$ 868 | \$ 908 | \$ 945 | \$ 1003 | \$ 1055 | \$ 160 | \$ 64 |
| 665 | 706 | 732 | 767 | 799 | 840 | 881 | 923 | 961 | 999 | 1055 | 1110 | 160 | 64 |
| | | | | | | | | | | | | | |
| | | | | | | | | | | | | | |
| | | | | | | | | | | | | | |
| \$ 613 | \$ 653 | \$ 679 | \$ 714 | \$ 745 | \$ 786 | \$ 828 | \$ 868 | \$ 908 | \$ 945 | \$ 1003 | \$ 1055 | \$ 160 | \$ 64 |
| 665 | 706 | 732 | 767 | 799 | 840 | 881 | 923 | 961 | 999 | 1055 | 1110 | 160 | 64 |
| | | | | | | | | | | | | | |
| | | | | | | | | | | | | | |
| | | | | | | | | | | | | | |

SPECIAL SERVICES
Special Carton Marking


With specially marked information N/C

Shipping

 Shipped **assembled unless replacement parts which ship k.d. freight prepaid High Point, North Carolina 27263** factory. Freight class #250.

Specifications and prices are subject to change without prior notice.

Perth®
Bariatric

| | MODEL | Features | COM | MODEL NUMBER | | | | | | | |
|---|--|--------------|---------|--------------|-----------------------------------|-------------------|-------------|----------|----------|------------------|--|
| | | | | Basic Model | Non-Contrast or Fabric Contrast 1 | Fabric Contrast 2 | Wood Finish | Arm Cap | TB133 | Moisture Barrier | |
|  PRBS | Bariatric Chair (Open Arm) • 1 = Back (Fabric Contrast 1) C.O.M. = 2.25 yd • 2 = Seat (Fabric Contrast 2) C.O.M. = 1 yd | Non-contrast | 3.25 yd | POCL/NC | □□□□ | | □□□ | □□□ | □□□ | □□□ | |
| | | Contrast | | POCL/FC | □□□□ | □□□□ | □□□ | □□□ | □□□ | □□□ | |
| | | | | | | | | | | | |
| | | | | | | | | | | | |
| | | | | A | B | C | D | E | F | G | |

HOW TO ORDER

Indicate the following information on order form:

- Quantity of each item.
- Model number, including options. See “How To Build a Model Number”.
- Any special service required.

Note:

- The □ indicates that a choice is required.
- The absence of the □ indicates that no choice is required.
- Alpha-numeric characters in place of □ indicate that no other alternatives are available.

HOW TO BUILD A MODEL NUMBER

- A** Select basic model.
- B** Select non-contrast or fabric contrast 1.
Refer to color addendum at ki.com or KI Fabrics & Finishes binder.
- C** Select fabric contrast 2.
Refer to color addendum at ki.com or KI Fabrics & Finishes binder.
- D** Select wood finish color.
Refer to color addendum at ki.com or KI Fabrics & Finishes binder.
For Kensington Maple add upcharge.
- E** Select arm option.
WAC - Wood armcaps
PAC - Black poly; add \$123
- F** Select TB133.
NFR - No TB133 fire retardant
FR - Fire retardant
See pricing column for TB133 upcharge.

- G** Select moisture barrier.
NMB - No moisture barrier
MB - Moisture barrier
See pricing column for moisture barrier upcharge.

KENSINGTON MAPLE UPCHARGE

Kensington Maple requires extended leadtimes.

Model

| | |
|---------|------|
| POCL/NC | \$47 |
| POCL/FC | \$47 |



| Approx. Packaged Weight | Grade C.O.M. | Grade C | Grade D | Grade E & C.O.L. | Grade F | Grade G | Grade H | Grade I | Grade J | Grade K | Grade L Leather | Grade M Leather | TB133 add to list price | Moisture Barrier add to list price |
|-------------------------------|-----------------|------------|------------|------------------------|------------|------------|------------|------------|------------|------------|--------------------|--------------------|-------------------------------|---|
| 65.0# | \$ 1605 | \$ 1631 | \$ 1676 | \$ 1715 | \$ 1747 | \$ 1803 | \$ 1870 | \$ 1953 | \$ 2100 | \$ 2261 | \$ 2408 | \$ 2716 | \$ 208 | \$ 164 |
| 65.0# | 1660 | 1684 | 1730 | 1768 | 1799 | 1858 | 1923 | 2005 | 2152 | 2313 | 2462 | 2769 | 208 | 164 |

INFORMATION

C.O.M. Requirements

C.O.M. yardage requirements listed above are based on plain goods 54" wide. If less than 54" wide or fabrics requiring matching (stripes, plaids, prints, large patterns), additional yardage will be needed. Consult C.O.M. matrix on the Ordering C.O.M. and C.O.L. page for additional yardage needed. For C.O.M. fabric sent to KI-High Point on multiple rolls, add an additional yard of fabric per roll to the yardage requirements.

C.O.L. Requirements

Figure 18 sq. ft. of leather (C.O.L.) for each yard shown (i.e., 4.75 x 18 = 85.5 sq. ft.).

Contrasting Upholstery

When contrasting fabric is chosen, price at highest in-grade.

Minimum Fabric/Leather Quantity

Minimum order for fabric is 1 yard. Minimum order for leather is 1 hide (approx-

mately 50 sq. ft.).

Moisture Barrier

Moisture barrier is applied underneath the fabric cover as a means of protecting the foam. Not available with TB133.

California TB133 Fire Safety Code

The above seating products can be manufactured using the appropriate flame-retardant materials and fabric selections for compliance to California Technical Bulletin 133. Add "FR" to end of model number and add upcharge. Please contact KI customer service for fabric compliance. Not available with moisture barrier. Nano-Tex treatments can be used when TB133 is required.

Construction

BARIATRIC UNITS ARE CYCLE TESTED TO EXCEED ANSI/BIFMA STANDARDS TO SAFELY ACCOMMODATE A PERSON WEIGHING UP TO 750 POUNDS.

Seat frame constructed of welded structural

steel. Back constructed from formed laminated plywood. Cushioning for seats and backs are multiple densities of polyurethane foam wrapped with 1" high resilient polyurethane foam. Exposed wood for Perth® is hardwood. Field recoverable seats and backs.

SPECIAL SERVICES

Special Carton Marking


With specially marked information N/C

Shipping

Shipped **assembled unless replacement parts which ship k.d. freight prepaid High Point, North Carolina 27263** factory. Freight class #250.

Specifications and prices are subject to change without prior notice.

Perth®
Glider

| | | | | MODEL NUMBER | | | | | | | | |
|---|---|--------------|---------|--------------|-----------------------------------|-------------------|----------|-------------|----------|------------------|--|--|
| | | | | Basic Model | Non-Contrast or Fabric Contrast 1 | Fabric Contrast 2 | Arm Cap | Wood Finish | TB133 | Moisture Barrier | | |
| | MODEL | Features | COM | | | | | | | | | |
|  | Glider (Closed Arm) • 1 = Back and arms (Fabric Contrast 1) C.O.M. = 3.25 yd • 2 = Seat (Fabric Contrast 2) C.O.M. = 1.75 yd | Non-contrast | 4 yd | PG/NC | □□□□ | | □□□ | □□□ | □□□ | □□□ | | |
| | | Contrast | | PG/FC | □□□□ | □□□□ | □□□ | □□□ | □□□ | □□□ | | |
| | | | | | | | | | | | | |
| | | | | | | | | | | | | |
| PRGL | | | | | | | | | | | | |
| PRRP | Replacement Cover Set • 1 = Back & arms (Fabric Contrast 1) C.O.M. = 2.5 yd • 2 = Seat (Fabric Contrast 2) C.O.M. = 1 yd | Non-contrast | 2.75 yd | PGC/NC | □□□□ | | | | □□□ | □□□ | | |
| | | Contrast | | PGC/FC | □□□□ | □□□□ | | | □□□ | □□□ | | |
| | | | | | | | | | | | | |
| | | | | | | | | | | | | |
| | | | | A | B | C | D | E | F | G | | |

HOW TO ORDER

- Indicate the following information on order form:
- 1. Quantity of each item.
 - 2. Model number, including options. See “How To Build a Model Number”.
 - 3. Any special service required.

Note:

- The □ indicates that a choice is required.
- The absence of the □ indicates that no choice is required.
- Alpha-numeric characters in place of □ indicate that no other alternatives are available.

HOW TO BUILD A MODEL NUMBER

- A** Select basic model.
- B** Select non-contrast or fabric contrast 1.
Refer to color addendum at ki.com or KI Fabrics & Finishes binder.
- C** Select fabric contrast 2.
Refer to color addendum at ki.com or KI Fabrics & Finishes binder.
- D** Select arm option.
WAC - Wood (standard)
PAC - Black poly (pair); add \$61
- E** Select wood finish color.
Refer to color addendum at ki.com or KI Fabrics & Finishes binder.
For Kensington Maple add upcharge.
- F** Select TB133.
NFR - No TB133 fire retardant
FR - Fire retardant
See pricing column for TB133 upcharge.

- G** Select moisture barrier.
NMB - No moisture barrier
MB - Moisture barrier
See pricing column for moisture barrier upcharge.

KENSINGTON MAPLE UPCHARGE

Kensington Maple requires extended leadtimes.

| | |
|-------|------|
| Model | |
| PG/NC | \$46 |
| PG/FC | \$46 |



| Approx. Packaged Weight | Grade C.O.M. | Grade C | Grade D | Grade E & C.O.L. | Grade F | Grade G | Grade H | Grade I | Grade J | Grade K | Grade L Leather | Grade M Leather | TB133 add to list price | Moisture Barrier add to list price |
|-------------------------------|-----------------|------------|------------|------------------------|------------|------------|------------|------------|------------|------------|--------------------|--------------------|-------------------------------|---|
| 90.0# | \$ 1601 | \$ 1763 | \$ 1816 | \$ 1870 | \$ 1904 | \$ 1976 | \$ 2204 | \$ 2299 | \$ 2491 | \$ 2680 | \$ 3010 | \$ 3409 | \$ 223 | \$ 96 |
| 90.0# | 1681 | 1842 | 1895 | 1950 | 1984 | 2055 | 2284 | 2380 | 2567 | 2761 | 3092 | 3489 | 223 | 96 |
| 5.0# | \$ 613 | \$ 653 | \$ 679 | \$ 714 | \$ 745 | \$ 786 | \$ 828 | \$ 868 | \$ 908 | \$ 945 | \$ 1003 | \$ 1055 | \$ 223 | \$ 96 |
| 5.0# | 695 | 732 | 761 | 794 | 825 | 867 | 908 | 949 | 988 | 1023 | 1084 | 1135 | 223 | 96 |

INFORMATION

C.O.M. Requirements

C.O.M. yardage requirements listed above are based on plain goods 54" wide. If less than 54" wide or fabrics requiring matching (stripes, plaids, prints, large patterns), additional yardage will be needed. Consult C.O.M. matrix on the Ordering C.O.M. and C.O.L. page for additional yardage needed. For C.O.M. fabric sent to KI-High Point on multiple rolls, add an additional yard of fabric per roll to the yardage requirements.

C.O.L. Requirements

Figure 18 sq. ft. of leather (C.O.L.) for each yard shown (i.e., 4.75 x 18 = 85.5 sq. ft.).

Contrasting Upholstery

When contrasting fabric is chosen, price at highest in-grade.

Minimum Fabric/Leather Quantity

Minimum order for fabric is 1 yard. Minimum order for leather is 1 hide (approx-

mately 50 sq. ft.).

Moisture Barrier

Moisture barrier is applied underneath the fabric cover as a means of protecting the foam.

California TB133 Fire Safety Code

The above seating products can be manufactured using the appropriate flame-retardant materials and fabric selections for compliance to California Technical Bulletin 133. Add "FR" to end of model number and add upcharge. Please contact KI customer service for fabric compliance. Not available with moisture barrier. Nano-Tex treatments can be used when TB133 is required.

Construction

Seat frame constructed of welded structural steel. Back kiln-dried hardwood. Exposed wood of kiln-dried hardwood. The glide motion is suspended on 8 ball bearings. Cushioning of multiple densities of polyurethane foam and Dacron fiber.

SPECIAL SERVICES

Special Carton Marking

With specially marked information N/C

Shipping

Shipped **assembled unless replacement parts which ship k.d. freight prepaid High Point, North Carolina 27263** factory. Freight class #250.

Specifications and prices are subject to change without prior notice.

Perth® II

General Information



Perth® II Recliner

| Dimensions | |
|--|---------|
| Overall width | 30" |
| Overall depth | 34" |
| Overall height | 48" |
| Seat width | 24" |
| Seat depth | 20" |
| Seat height from floor | 21-1/2" |
| Seat height from footrest | 18" |
| Arm height at front of arm (highest point) | 28-1/2" |

SPECIFICATIONS

Complimentary Furniture

The following lounge collections offer complimentary furniture that creates continuity and a cohesive look throughout a facility. These complimentary pieces can be found in other sections of the price list.

PERTH HEALTHCARE SEATING - Perth Multiple Seating, Guest Seating, LaResta Day Bed (FDS/PE)

UPHOLSTERY INFORMATION

C.O.M. Fabric

For C.O.M. fabric sent to KI-High Point on multiple rolls, add an additional yard of fabric per roll to the yardage requirement. Multiple rolls have shorter pieces of fabric on them and do not allow nesting and stacking of the fabric to achieve the best yield as is done with one large roll. This results in yardage shortages and requests for addition-

al fabric from the client, which can hold up the order. For each roll that is sent, one yard needs to be added and needs to be added to one of the rolls, not separately.

Fabric Disclaimer

Fabric will be applied as swatched by the fabric manufacturer. Fabric that is required to be applied differently than is swatched will need a Special Cost Request written specifying the direction the fabric is to be applied. The posted standard lead time will apply to the Special Cost Request.

FINISH INFORMATION

SPECIAL FINISH MATCHES

KI can match special finish requests at an upcharge of \$64 List per item, up to 12 or a maximum charge of \$771 List per order per color. Special finish requests must be sent to your KI customer service representative.

Upon receipt from KI, the finishing department will prepare a "strike-off" which will be sent to the customer for approval.

The approval form accompanying the strike-off should be faxed to your KI customer service representative. Upon receipt of the signed approval form, KI will proceed with the order. Disapproved samples may be sent back to KI directly with an explanation of disapproval. A Special Finish Number (SFN) will be assigned to this finish sample for future reference or reorders



A line drawing of a three-wheeled mobile chair. It has a high backrest, armrests, and a seat. The backrest and armrests are labeled with the number '1'. The side panel of the chair is labeled with the number '2'. The chair has three wheels: two at the front and one at the back.

- 1 = Back and arms (Fabric Contrast 1) C.O.M. = 4.5 yd
- 2 = Seat (Fabric Contrast 2) C.O.M. = 1.5 yd

- The absence of the ☐ indicates that no choice is required.
- Alpha-numeric characters in place of ☐ indicate that no other alternatives are available.

H Select wood finish color.
Refer to color addendum at ki.com or
KI Fabrics & Finishes binder.

When contrasting fabric is chosen, price at highest in-grade.



| Grade C.O.M. | Grade C | Grade D | Grade E & C.O.L. | Grade F | Grade G | Grade H | Grade I | Grade J | Grade K | Grade L Leather | Grade M Leather |
|-----------------|------------|------------|------------------------|------------|------------|------------|------------|------------|------------|--------------------|--------------------|
| \$ 4448 | \$ 4675 | \$ 4732 | \$ 4805 | \$ 4850 | \$ 4946 | \$ 5041 | \$ 5160 | \$ 5398 | \$ 5636 | \$ 5871 | \$ 6346 |
| 4531 | 4756 | 4814 | 4887 | 4933 | 5029 | 5121 | 5242 | 5479 | 5716 | 5953 | 6428 |

Minimum Fabric/Leather Quantity

Minimum order for fabric is 1 yard. Minimum order for leather is 1 hide (approximately 50 sq. ft).

Construction

Wood armcaps constructed of kiln-dried hardwood. Recliner mechanism constructed of flat and tubular steel bolted to wood arms at 16 locations. Ottoman mechanism constructed of 14-gauge steel mounted to chair frame. Back shell is 1" hardwood plywood (7 ply), glued and stapled. Seat shell is 1" hardwood plywood (7 ply). Cushioning of multiple densities of polyurethane foam. Seat and back are field replaceable. Ottoman is field replaceable. Soft touch ottoman release and push/pull handles. 5" sealed casters engaged with a foot-actuated central locking/braking caster system.

KENSINGTON MAPLE UPCHARGE

Kensington Maple requires extended leadtimes.

Model

Perth II Recliner ; add \$22

SPECIAL SERVICES

Special Carton Marking

With specially marked information N/C

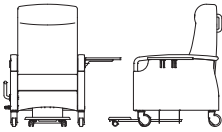

Shipping

Shipped **assembled freight prepaid f.o.b. High Point, North Carolina 27263** factory. Freight class #250.

Specifications and prices are subject to change without prior notice.

Perth® II

Recliner

| | | | MODEL NUMBER | | | | | | | | | |
|--|--------------|-------------|-----------------------------------|-------------------|-----------|---------------------|----------------|----------|-------------|----------------|----------|--|
| Features | COM | Basic Model | Non-Contrast or Fabric Contrast 1 | Fabric Contrast 2 | I.V. Pole | Catheter Attachment | Magazine Pouch | Arm Cap | Wood Finish | Laminate Color | | |
|  PRRL2 Recliner (w/ Laminate Side Articulating Tablet) - Non-contrast | Right facing | 5.5 yd | PRII/NC/RFT/LT | □□□□ | | □□□ | □□□ | □□□ | □□□ | □□□ | | |
| | | | | | | | | | | | | |
| | | | | | | | | | | | | |
| | | | | | | | | | | | | |
| | | | | | | | | | | | | |
|  PRRL2 Recliner (w/ Laminate Side Articulating Tablet) - Contrast | Right facing | | PRII/FC/RFT/LT | □□□□ | □□□□ | □□□ | □□□ | □□□ | □□□ | □□□ | | |
| | | | | | | | | | | | | |
| | | | | | | | | | | | | |
| | | | | | | | | | | | | |
| | | | | | | | | | | | | |
| | | | A | B | C | D | E | F | G | H | I | |

HOW TO ORDER

Indicate the following information on order form:

- Quantity of each item.
- Model number, including options. See "How To Build a Model Number".
- Any special service required.

Note: • The □ indicates that a choice is required.

- The absence of the □ indicates that no choice is required.
- Alpha-numeric characters in place of □ indicate that no other alternatives are available.

HOW TO BUILD A MODEL NUMBER

A Select basic model.

B Select non-contrast or fabric contrast 1.
Refer to color addendum at ki.com or KI Fabrics & Finishes binder.

C Select fabric contrast 2.
Refer to color addendum at ki.com or KI Fabrics & Finishes binder.

D Select I.V. pole (facing).
NS - No pole
LRFIV - Left facing-rear; add \$303
RRFIV - Right facing-rear; add \$303
 Left front facing not available with side tablet.
 If optional magazine pouch is specified, only Left-facing-rear (LRFIV) or No pole (NS) can be specified.

Left facing = right-handed when seated
 Right facing = left-handed when seated

E Select catheter bag attachment hook (facing).
NCA - No catheter attachment
LRCA - Left facing-rear; add \$50
RRCA - Right facing-rear; add \$50
 Left front facing not available with side tablet. If optional I.V. pole is specified, catheter attachment can not be specified in the same location.

F Select magazine pouch.
NMR - No magazine pouch
RFP - Right side pouch; add \$193
 Magazine pouch fabric will match arm fabric selection (Fabric Contrast 1).
 C.O.M. = .5 yd

G Select armcaps.
WAC - Wood armcaps
PAC - Black poly (pair); add \$172

H Select wood finish color.
 Refer to color addendum at ki.com or KI Fabrics & Finishes binder.

I Select laminate color.
 Refer to color addendum at ki.com or KI Fabrics & Finishes binder.



| Approx. Packaged Weight | Grade C.O.M. | Grade C | Grade D | Grade E & C.O.L. | Grade F | Grade G | Grade H | Grade I | Grade J | Grade K | Grade L Leather | Grade M Leather |
|-------------------------------|-----------------|------------|------------|------------------------|------------|------------|------------|------------|------------|------------|--------------------|--------------------|
| 155.0# | \$ 4854 | \$ 5080 | \$ 5139 | \$ 5211 | \$ 5257 | \$ 5353 | \$ 5446 | \$ 5565 | \$ 5803 | \$ 6039 | \$ 6277 | \$ 6751 |
| 155.0# | \$ 4936 | \$ 5161 | \$ 5219 | \$ 5292 | \$ 5338 | \$ 5434 | \$ 5527 | \$ 5647 | \$ 5884 | \$ 6121 | \$ 6359 | \$ 6832 |

INFORMATION

Moisture Barrier \$129

C.O.M. Requirements

C.O.M. yardage requirements listed above are based on plain goods 54" wide. If less than 54" wide or fabrics requiring matching (stripes, plaids, prints, large patterns), additional yardage will be needed. Consult C.O.M. matrix on the Ordering C.O.M. and C.O.L. page for additional yardage needed. For C.O.M. fabric sent to KI-High Point on multiple rolls, add an additional yard of fabric per roll to the yardage requirements.

C.O.L. Requirements

Figure 18 sq. ft. of leather (C.O.L.) for each yard shown (i.e., 4.75 x 18 = 85.5 sq. ft.).

Contrasting Upholstery

When contrasting fabric is chosen, price at highest in-grade.

Minimum Fabric/Leather Quantity

Minimum order for fabric is 1 yard. Minimum order for leather is 1 hide (approximately 50 sq. ft.).

Construction

Wood armcaps constructed of kiln-dried hardwood. Recliner mechanism constructed of flat and tubular steel bolted to wood arms at 16 locations. Ottoman mechanism constructed of 14-gauge steel mounted to chair frame. Back shell is 1" hardwood plywood (7 ply), glued and stapled. Seat shell is 1" hardwood plywood (7 ply). Cushioning of multiple densities of polyurethane foam. Seat and back are field replaceable. Ottoman is field replaceable. Soft touch ottoman release and push/pull handles. 5" sealed casters engaged with a foot-actuated central locking/braking caster system.

KENSINGTON MAPLE UPCHARGE

Kensington Maple requires extended leadtimes.

Model

Perth II Recliner ; add \$22

SPECIAL SERVICES

Special Carton Marking

With specially marked information N/C

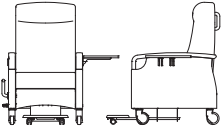

Shipping

Shipped **assembled freight prepaid f.o.b. High Point, North Carolina 27263** factory. Freight class #250.

Specifications and prices are subject to change without prior notice.

Perth® II

Recliner

| | Features | COM | MODEL NUMBER | | | | | | | | | |
|--|--------------|--------|----------------|-----------------------------------|-------------------|-----------|---------------------|----------------|----------|-------------|--------------|--|
| | | | Basic Model | Non-Contrast or Fabric Contrast 1 | Fabric Contrast 2 | I.V. Pole | Catheter Attachment | Magazine Pouch | Arm Cap | Wood Finish | Veneer Color | |
|  <p>PRRL2 Recliner (w/ Veneer Side Articulating Tablet) - Non-contrast</p> | Right facing | 5.5 yd | PRII/NC/RFT/VT | □□□□ | | □□□ | □□□ | □□□ | □□□ | □□□ | □□□ | |
| | | | | | | | | | | | | |
| | | | | | | | | | | | | |
| | | | | | | | | | | | | |
| | | | | | | | | | | | | |
|  <p>PRRL2 Recliner (w/ Veneer Side Articulating Tablet) - Contrast</p> <ul style="list-style-type: none"> 1 = Back, arms and footrest (Fabric Contrast 1) C.O.M. = 4.5 yd 2 = Seat (Fabric Contrast 2) C.O.M. = 1.75 yd | Right facing | | PRII/FC/RFT/VT | □□□□ | □□□□ | □□□ | □□□ | □□□ | □□□ | □□□ | □□□ | |
| | | | | | | | | | | | | |
| | | | | | | | | | | | | |
| | | | | | | | | | | | | |
| | | | | | | | | | | | | |
| | | | A | B | C | D | E | F | G | H | I | |

HOW TO ORDER

Indicate the following information on order form:

- Quantity of each item.
- Model number, including options. See "How To Build a Model Number".
- Any special service required.

Note: • The □ indicates that a choice is required.

- The absence of the □ indicates that no choice is required.
- Alpha-numeric characters in place of □ indicate that no other alternatives are available.

HOW TO BUILD A MODEL NUMBER

A Select basic model.

B Select non-contrast or fabric contrast 1.
Refer to color addendum at ki.com or KI Fabrics & Finishes binder.

C Select fabric contrast 2.
Refer to color addendum at ki.com or KI Fabrics & Finishes binder.

D Select I.V. pole (facing).
NS - No pole
LRFIV - Left facing-rear; add \$303
RRFIV - Right facing-rear; add \$303
 Left front facing not available with side tablet.
 If optional magazine pouch is specified, only Left-facing-rear (LRFIV) or No pole (NS) can be specified.

Left facing = right-handed when seated
 Right facing = left-handed when seated

E Select catheter bag attachment hook (facing).

NCA - No catheter attachment

LRCA - Left facing-rear; add \$50

RRCA - Right facing-rear; add \$50

Left front facing not available with side tablet. If optional I.V. pole is specified, catheter attachment can not be specified in the same location.

F Select magazine pouch.

NMR - No magazine pouch

RFP - Right side pouch; add \$193

Magazine pouch fabric will match arm fabric selection (Fabric Contrast 1).
 C.O.M. = .5 yd

G Select armcaps.

WAC - Wood armcaps

PAC - Black poly (pair); add \$172

H Select wood finish color.

Refer to color addendum at ki.com or KI Fabrics & Finishes binder.

I Select veneer color.

Refer to color addendum at ki.com or KI Fabrics & Finishes binder.



| Approx. Packaged Weight | Grade C.O.M. | Grade C | Grade D | Grade E & C.O.L. | Grade F | Grade G | Grade H | Grade I | Grade J | Grade K | Grade L Leather | Grade M Leather |
|-------------------------------|-----------------|------------|------------|------------------------|------------|------------|------------|------------|------------|------------|--------------------|--------------------|
| 155.0# | \$ 4854 | \$ 5080 | \$ 5139 | \$ 5211 | \$ 5257 | \$ 5353 | \$ 5446 | \$ 5565 | \$ 5803 | \$ 6039 | \$ 6277 | \$ 6751 |
| 155.0# | \$ 4936 | \$ 5161 | \$ 5219 | \$ 5292 | \$ 5338 | \$ 5434 | \$ 5527 | \$ 5647 | \$ 5884 | \$ 6121 | \$ 6359 | \$ 6832 |

INFORMATION

Moisture Barrier \$129

C.O.M. Requirements

C.O.M. yardage requirements listed above are based on plain goods 54" wide. If less than 54" wide or fabrics requiring matching (stripes, plaids, prints, large patterns), additional yardage will be needed. Consult C.O.M. matrix on the Ordering C.O.M. and C.O.L. page for additional yardage needed. For C.O.M. fabric sent to KI-High Point on multiple rolls, add an additional yard of fabric per roll to the yardage requirements.

C.O.L. Requirements

Figure 18 sq. ft. of leather (C.O.L.) for each yard shown (i.e., 4.75 x 18 = 85.5 sq. ft.).

Contrasting Upholstery

When contrasting fabric is chosen, price at highest in-grade.

Minimum Fabric/Leather Quantity

Minimum order for fabric is 1 yard. Minimum order for leather is 1 hide (approximately 50 sq. ft.).

Construction

Wood armcaps constructed of kiln-dried hardwood. Recliner mechanism constructed of flat and tubular steel bolted to wood arms at 16 locations. Ottoman mechanism constructed of 14-gauge steel mounted to chair frame. Back shell is 1" hardwood plywood (7 ply), glued and stapled. Seat shell is 1" hardwood plywood (7 ply). Cushioning of multiple densities of polyurethane foam. Seat and back are field replaceable. Ottoman is field replaceable. Soft touch ottoman release and push/pull handles. 5" sealed casters engaged with a foot-actuated central locking/braking caster system.

KENSINGTON MAPLE UPCHARGE

Kensington Maple requires extended leadtimes.

Model

Perth II Recliner ; add \$22

SPECIAL SERVICES

Special Carton Marking

With specially marked information N/C

Shipping

Shipped **assembled freight prepaid f.o.b. High Point, North Carolina 27263** factory. Freight class #250.

Specifications and prices are subject to change without prior notice.

Perth® II

Recliner Replacement Parts

| | | MODEL NUMBER | | | Approx. Packaged Weight Grade C.O.M. Grade C | | |
|-------|---------------------|--------------|-----------------------------------|------------------|--|-------|-------------------|
| | | Basic Model | Non-Contrast or Fabric Contrast 1 | Moisture Barrier | | | |
| PRRP2 | Replacement Back | 2 yd | PRR2BK | □□□□ | □□□ | 40.0# | \$ 932 \$ 1014 |
| | | | | | | | |
| PRRP2 | Replacement Seat | 1 yd | PRR2ST | □□□□ | □□□ | 5.0# | \$ 358 \$ 400 |
| | | | | | | | |
| PRRP2 | Replacement Ottoman | .5 yd | PRR2FT | □□□□ | □□□ | 5.0# | \$ 363 \$ 383 |
| | | | | | | | |

A

B

C

HOW TO ORDER

Indicate the following information on order form:

- Quantity of each item.
- Model number, including options. See “How To Build a Model Number”.
- Any special service required.

Note:

- The □ indicates that a choice is required.
- The absence of the □ indicates that no choice is required.
- Alpha-numeric characters in place of □ indicate that no other alternatives are available.

HOW TO BUILD A MODEL NUMBER

- A

Select basic model.
- B

Select non-contrast or fabric contrast 1.
Refer to color addendum at [ki.com](#) or KI Fabrics & Finishes binder.
- C

Select moisture barrier.

NMB

- No moisture barrier

MB

- Moisture barrier

See pricing column for moisture barrier upcharge.

INFORMATION

C.O.M. Requirements
C.O.M. yardage requirements listed above are based on plain goods 54" wide. If less than 54" wide or fabrics requiring matching (stripes, plaids, prints, large patterns), additional yardage will be needed. Consult C.O.M. matrix on the Ordering C.O.M. and C.O.L. page for additional yardage needed. For C.O.M. fabric sent to KI-High Point on multiple rolls, add an additional yard of fabric per roll to the yardage requirements.

C.O.L. Requirements
Figure 18 sq. ft. of leather (C.O.L.) for each yard shown (i.e., 4.75 x 18 = 85.5 sq. ft.).

Contrasting Upholstery
When contrasting fabric is chosen, price at highest in-grade.



Perth® II

Recliner Replacement Parts

| Grade D | Grade E & C.O.L. | Grade F | Grade G | Grade H | Grade I | Grade J | Grade K | Grade L Leather | Grade M Leather | Moisture Barrier add to list price |
|------------|------------------------|------------|------------|------------|------------|------------|------------|--------------------|--------------------|---|
| \$ 1037 | \$ 1062 | \$ 1079 | \$ 1115 | \$ 1148 | \$ 1190 | \$ 1278 | \$ 1365 | \$ 1449 | \$ 1624 | \$ 93 |
| \$ 410 | \$ 424 | \$ 432 | \$ 450 | \$ 466 | \$ 489 | \$ 532 | \$ 574 | \$ 618 | \$ 704 | \$ 36 |
| \$ 388 | \$ 395 | \$ 399 | \$ 408 | \$ 416 | \$ 427 | \$ 448 | \$ 469 | \$ 492 | \$ 536 | \$ 36 |

SPECIAL SERVICES

Special Carton Marking

With specially marked information N/C

Shipping

Shipped **assembled freight prepaid f.o.b. High Point, North Carolina 27263** factory. Freight class #250.

Specifications and prices are subject to change without prior notice.

Rose™ Seating

General Information



| | Sled Base Low | Sled Base Mid | Sled Base High | 4-Leg Low | 4-Leg Mid |
|----------------------------|---------------|---------------|----------------|-----------|-----------|
| Features | • | • | • | • | • |
| Flex Motion | • | • | • | • | • |
| Moisture barrier option | • | • | • | • | • |
| Ottoman | • | • | • | • | • |
| Rear tilt wheels | • | • | • | • | • |
| Removable upholstery | • | • | • | • | • |
| Ventilated mesh | • | • | • | • | • |
| Headrest | • | • | • | • | • |
| General Dimensions | | | | | |
| Width | 24-1/2" | 24-1/2" | 24-1/2" | 24-1/2" | 24-1/2" |
| Depth | 26" | 26" | 26" | 26" | 26" |
| Height | 33" | 43-1/2" | 49" | 33" | 43-1/2" |
| Arm height | 26" | 26" | 26" | 26" | 26" |
| Seat width | 21" | 21" | 21" | 21" | 21" |
| Seat depth | 18" | 18" | 18" | 18" | 18" |
| Seat height | 18" | 18" | 18" | 18" | 18" |
| Height-seat to top of back | 18" | 27" | 31" | 18" | 27" |



00-Style



04-Style



05-Style

SPECIFICATIONS

Seat/Back Structural Frame

Constructed of a 1-1/2"W x 1/4" thick hot-formed truck-grade, alloy-spring steel. Front cantilevered from base mounting for rearward deflection. Frame allows the user to lean into well-developed lumbar support without lifting feet off the floor, thereby eliminating under-thigh pressure and compromised circulation. Frame allows for a unified wave-like resilient rocking motion with a flat-bottomed chair base and no moving parts. Frame extends in front of seat at arm height to provide leverage to user when exiting chair.

Bentwood frame constructed from a sculpted 1-1/2" x 2" laminated hardwood base by use of heavy structural metal components that are integrated into the base.

Arms

1-1/4" diameter, 14-gauge steel tubing covered with a polyurethane armcap.

Bentwood arms are constructed of laminated hardwood.

Base

Metal base is 14-gauge 1-1/4" diameter round, electric-welded steel tubing.

Coatings/Wood Finishes

Metal finishes are electrostatically-applied epoxy powder coating. Wood finishes are catalyzed lacquer over natural wood.

Glides

Glides are nylon and non-marring. Front anti-tip glides, on sled base version only, are injection molded clear surlyn.

Wheels

Non-marring nylon rear tilt wheels mounted off the floor to engage only when chair is tilted backwards for relocation.

Upholstery Style Description

The Rose™ Chair Series is available in three different upholstery styles. Mesh slings are

available in a coordinated series of mesh colors, KI and Pallas fabrics.

00-Style - Open Mesh with Fabric or Vinyl Side Trim

The perfect solution where hygiene and cleanability are paramount. The mesh sling specified with vinyl side trim allows for the use of all types of healthcare cleaning agents including bleach and steam. Mesh slings are also CAL 133 compliant.

04-Style - Velcro-Removable Padded Upholstery on Back Only with Mesh Seat

A removable padded upholstery cover for the back of the chair offers the flexibility of having a full upholstered back while retaining the hygienic and cleaning benefits of the mesh seat. The back can be removed for easy cleaning and replacement or to reveal the all-mesh sling underneath.

05-Style - Velcro-Removable Padded Upholstery on Seat and Back

Provides the flexibility of having either fully upholstered seat and back covers or, by removing one or both, exposing the fully functional "00" style mesh sling chair underneath. The "05" velcro-affixed covers also allow for easy cleaning and replacement of upholstery



4-Leg High

Bentwood Low

Bentwood Mid

| Features | • | • | • |
|----------------------------|---------|---------|---------|
| Flex Motion | • | • | • |
| Moisture barrier option | • | • | • |
| Ottoman | • | • | • |
| Rear tilt wheels | • | • | • |
| Removable upholstery | • | • | • |
| Ventilated mesh | • | • | • |
| Headrest | • | • | • |
| General Dimensions | | | |
| Width | 24-1/2" | 25-1/2" | 25-1/2" |
| Depth | 26" | 26" | 26" |
| Height | 49" | 33" | 43-1/2" |
| Arm height | 26" | 26" | 26" |
| Seat width | 21" | 21" | 21" |
| Seat depth | 18" | 18" | 18" |
| Seat height | 18" | 18" | 18" |
| Height-seat to top of back | 31" | 18" | 27" |




INFORMATION

Warranty

Refer to KI Terms & Conditions document or visit ki.com

Rose™ Seating

Sled Base Chair

| | | | MODEL NUMBER | | | | | | | |
|---|---|-----------|--------------|--------------------------|---|---|---|---|---|--|
| | | | Basic Model | Frame Color | Seat/Back Mesh Color | Upholstery Trim Color | Upholstery Color | Headrest Color | Moisture Barrier | |
|  | Mesh Seat and Back with Trim | Low back | RSL00 | <input type="checkbox"/> | <input type="checkbox"/> <input type="checkbox"/> <input type="checkbox"/> <input type="checkbox"/> | <input type="checkbox"/> <input type="checkbox"/> <input type="checkbox"/> <input type="checkbox"/> | | <input type="checkbox"/> <input type="checkbox"/> <input type="checkbox"/> <input type="checkbox"/> | | |
| | | Mid back | RSM00 | <input type="checkbox"/> | <input type="checkbox"/> <input type="checkbox"/> <input type="checkbox"/> <input type="checkbox"/> | <input type="checkbox"/> <input type="checkbox"/> <input type="checkbox"/> <input type="checkbox"/> | | <input type="checkbox"/> <input type="checkbox"/> <input type="checkbox"/> <input type="checkbox"/> | | |
| | | High back | RSH00 | <input type="checkbox"/> | <input type="checkbox"/> <input type="checkbox"/> <input type="checkbox"/> <input type="checkbox"/> | <input type="checkbox"/> <input type="checkbox"/> <input type="checkbox"/> <input type="checkbox"/> | | <input type="checkbox"/> <input type="checkbox"/> <input type="checkbox"/> <input type="checkbox"/> | | |
| | | | | | | | | | | |
| RSM2 | | | | | | | | | | |
|  | Removable Padded Upholstery Back with Mesh Seat and Trim | Low back | RSL04 | <input type="checkbox"/> | <input type="checkbox"/> <input type="checkbox"/> <input type="checkbox"/> <input type="checkbox"/> | <input type="checkbox"/> <input type="checkbox"/> <input type="checkbox"/> <input type="checkbox"/> | <input type="checkbox"/> <input type="checkbox"/> <input type="checkbox"/> <input type="checkbox"/> | <input type="checkbox"/> <input type="checkbox"/> <input type="checkbox"/> <input type="checkbox"/> | | |
| | | Mid back | RSM04 | <input type="checkbox"/> | <input type="checkbox"/> <input type="checkbox"/> <input type="checkbox"/> <input type="checkbox"/> | <input type="checkbox"/> <input type="checkbox"/> <input type="checkbox"/> <input type="checkbox"/> | <input type="checkbox"/> <input type="checkbox"/> <input type="checkbox"/> <input type="checkbox"/> | <input type="checkbox"/> <input type="checkbox"/> <input type="checkbox"/> <input type="checkbox"/> | | |
| | | High back | RSH04 | <input type="checkbox"/> | <input type="checkbox"/> <input type="checkbox"/> <input type="checkbox"/> <input type="checkbox"/> | <input type="checkbox"/> <input type="checkbox"/> <input type="checkbox"/> <input type="checkbox"/> | <input type="checkbox"/> <input type="checkbox"/> <input type="checkbox"/> <input type="checkbox"/> | <input type="checkbox"/> <input type="checkbox"/> <input type="checkbox"/> <input type="checkbox"/> | | |
| | | | | | | | | | | |
| RSM2 | | | | | | | | | | |
|  | Removable Padded Seat and Back Upholstery with Trim | Low back | RSL05 | <input type="checkbox"/> | <input type="checkbox"/> <input type="checkbox"/> <input type="checkbox"/> <input type="checkbox"/> | <input type="checkbox"/> <input type="checkbox"/> <input type="checkbox"/> <input type="checkbox"/> | <input type="checkbox"/> <input type="checkbox"/> <input type="checkbox"/> <input type="checkbox"/> | <input type="checkbox"/> <input type="checkbox"/> <input type="checkbox"/> <input type="checkbox"/> | <input type="checkbox"/> <input type="checkbox"/> <input type="checkbox"/> <input type="checkbox"/> | |
| | | Mid back | RSM05 | <input type="checkbox"/> | <input type="checkbox"/> <input type="checkbox"/> <input type="checkbox"/> <input type="checkbox"/> | <input type="checkbox"/> <input type="checkbox"/> <input type="checkbox"/> <input type="checkbox"/> | <input type="checkbox"/> <input type="checkbox"/> <input type="checkbox"/> <input type="checkbox"/> | <input type="checkbox"/> <input type="checkbox"/> <input type="checkbox"/> <input type="checkbox"/> | <input type="checkbox"/> <input type="checkbox"/> <input type="checkbox"/> <input type="checkbox"/> | |
| | | High back | RSH05 | <input type="checkbox"/> | <input type="checkbox"/> <input type="checkbox"/> <input type="checkbox"/> <input type="checkbox"/> | <input type="checkbox"/> <input type="checkbox"/> <input type="checkbox"/> <input type="checkbox"/> | <input type="checkbox"/> <input type="checkbox"/> <input type="checkbox"/> <input type="checkbox"/> | <input type="checkbox"/> <input type="checkbox"/> <input type="checkbox"/> <input type="checkbox"/> | <input type="checkbox"/> <input type="checkbox"/> <input type="checkbox"/> <input type="checkbox"/> | |
| | | | | | | | | | | |
| RSM2 | | | | | | | | | | |
| | | | A | B | C | D | E | F | G | |

HOW TO ORDER

Indicate the following information on order form:

1. Quantity of each item.
2. Model number, including options. See "How To Build a Model Number".
3. Any special service required.

Note: • The ☐ indicates that a choice is required.

- The absence of the ☐ indicates that no choice is required.
- Alpha-numeric characters in place of ☐ indicate that no other alternatives are available.

HOW TO BUILD A MODEL NUMBER

A Select basic model.

B Select metal frame color.
Refer to color addendum at ki.com or KI Fabrics & Finishes binder.

C Select seat/back mesh color.
Refer to color addendum at ki.com or KI Fabrics & Finishes binder.

D Select upholstery trim color.
Refer to color addendum at ki.com or KI Fabrics & Finishes binder.
If mesh or removable upholstery was specified, vinyl or fabric trim must be selected.

E Select cover upholstery grade/color.
Refer to color addendum at ki.com or KI Fabrics & Finishes binder.

F Select headrest upholstery grade/color.
Refer to color addendum at ki.com or KI

Fabrics & Finishes binder.

G Select moisture barrier.

NOM - No moisture barrier

WMB - Yes moisture barrier; add \$69

Upcharge applies to Model 05 style only.



| Approx. Packaged Weight | Delivered Pricing Fabric Grade 1 & C.O.M. | Delivered Pricing Fabric Grade 2 | Delivered Pricing Fabric Grade 3 | Delivered Pricing Vinyl Group 2 | Delivered Pricing C.O.V. | Delivered Pricing Pallas Fabric Group P1 | Delivered Pricing Pallas Fabric Group P2 | Delivered Pricing Pallas Fabric Group P3 | Delivered Pricing Pallas Fabric Group P4 |
|-------------------------------|--|---|---|--|--------------------------------|---|---|---|---|
| 30.0# | \$ 1254 | \$ 1267 | \$ 1281 | \$ 1281 | \$ 1254 | \$ 1310 | \$ 1337 | \$ 1364 | \$ 1389 |
| 31.0# | 1272 | 1285 | 1299 | 1299 | 1272 | 1329 | 1356 | 1382 | 1409 |
| 32.0# | 1273 | 1286 | 1301 | 1301 | 1273 | 1330 | 1357 | 1383 | 1410 |
| | | | | | | | | | |
| | | | | | | | | | |
| 31.0# | \$ 1447 | \$ 1461 | \$ 1474 | \$ 1474 | \$ 1447 | \$ 1503 | \$ 1531 | \$ 1557 | \$ 1583 |
| 32.0# | 1468 | 1480 | 1495 | 1495 | 1468 | 1524 | 1551 | 1578 | 1603 |
| 33.0# | 1477 | 1491 | 1505 | 1505 | 1477 | 1534 | 1561 | 1587 | 1614 |
| | | | | | | | | | |
| | | | | | | | | | |
| 32.0# | \$ 1702 | \$ 1715 | \$ 1729 | \$ 1729 | \$ 1702 | \$ 1758 | \$ 1786 | \$ 1812 | \$ 1838 |
| 33.0# | 1721 | 1734 | 1748 | 1748 | 1721 | 1778 | 1804 | 1831 | 1856 |
| 34.0# | 1724 | 1738 | 1751 | 1751 | 1724 | 1782 | 1808 | 1834 | 1859 |
| | | | | | | | | | |
| | | | | | | | | | |

UPHOLSTERY INFORMATION

C.O.M. Trim Calculation

C.O.M. requirement for 00, 04 & 05 styles is 2 yards per 2 chairs. For complete information on ordering C.O.M., see "Ordering C.O.M., C.O.V. and C.O.L." section.

C.O.M. Cover Upholstery

C.O.M. requirement for 04 style is 1 yard and for 05 style 2 yards. For complete information on ordering C.O.M., see "Ordering C.O.M., C.O.V. and C.O.L." section.

Note:

Combine C.O.M. Trim and C.O.M. Covers columns when calculating overall C.O.M. requirements.

SPECIAL SERVICES

Special Carton Marking




With specially marked information N/C

Shipping

Shipped **assembled freight prepaid f.o.b. Bonduel, Wisconsin 54107** factory. Freight class #250.

Specifications and prices are subject to change without prior notice.

Rose™ Seating
4-Leg Metal Chair

| MODEL | | | MODEL NUMBER | | | | | | | |
|---|--|-----------|--------------|--------------------------|---|---|---|---|---|--|
| | | | Basic Model | Frame Color | Seat/Back Mesh Color | Upholstery Trim Color | Upholstery Color | Headrest Color | Moisture Barrier | |
|  | Mesh Seat and Back with Trim | Low back | RVL00 | <input type="checkbox"/> | <input type="checkbox"/> <input type="checkbox"/> <input type="checkbox"/> <input type="checkbox"/> | <input type="checkbox"/> <input type="checkbox"/> <input type="checkbox"/> <input type="checkbox"/> | | <input type="checkbox"/> <input type="checkbox"/> <input type="checkbox"/> <input type="checkbox"/> | | |
| | | Mid back | RVM00 | <input type="checkbox"/> | <input type="checkbox"/> <input type="checkbox"/> <input type="checkbox"/> <input type="checkbox"/> | <input type="checkbox"/> <input type="checkbox"/> <input type="checkbox"/> <input type="checkbox"/> | | <input type="checkbox"/> <input type="checkbox"/> <input type="checkbox"/> <input type="checkbox"/> | | |
| | | High back | RVH00 | <input type="checkbox"/> | <input type="checkbox"/> <input type="checkbox"/> <input type="checkbox"/> <input type="checkbox"/> | <input type="checkbox"/> <input type="checkbox"/> <input type="checkbox"/> <input type="checkbox"/> | | <input type="checkbox"/> <input type="checkbox"/> <input type="checkbox"/> <input type="checkbox"/> | | |
| | | | | | | | | | | |
| | | | | | | | | | | |
| RSM2 | | | | | | | | | | |
|  | Removable Padded Upholstery Back with Mesh Seat and Trim | Low back | RVL04 | <input type="checkbox"/> | <input type="checkbox"/> <input type="checkbox"/> <input type="checkbox"/> <input type="checkbox"/> | <input type="checkbox"/> <input type="checkbox"/> <input type="checkbox"/> <input type="checkbox"/> | <input type="checkbox"/> <input type="checkbox"/> <input type="checkbox"/> <input type="checkbox"/> | <input type="checkbox"/> <input type="checkbox"/> <input type="checkbox"/> <input type="checkbox"/> | | |
| | | Mid back | RVM04 | <input type="checkbox"/> | <input type="checkbox"/> <input type="checkbox"/> <input type="checkbox"/> <input type="checkbox"/> | <input type="checkbox"/> <input type="checkbox"/> <input type="checkbox"/> <input type="checkbox"/> | <input type="checkbox"/> <input type="checkbox"/> <input type="checkbox"/> <input type="checkbox"/> | <input type="checkbox"/> <input type="checkbox"/> <input type="checkbox"/> <input type="checkbox"/> | | |
| | | High back | RVH04 | <input type="checkbox"/> | <input type="checkbox"/> <input type="checkbox"/> <input type="checkbox"/> <input type="checkbox"/> | <input type="checkbox"/> <input type="checkbox"/> <input type="checkbox"/> <input type="checkbox"/> | <input type="checkbox"/> <input type="checkbox"/> <input type="checkbox"/> <input type="checkbox"/> | <input type="checkbox"/> <input type="checkbox"/> <input type="checkbox"/> <input type="checkbox"/> | | |
| | | | | | | | | | | |
| | | | | | | | | | | |
| RSM2 | | | | | | | | | | |
|  | Removable Padded Seat and Back Upholstery with Trim | Low back | RVL05 | <input type="checkbox"/> | <input type="checkbox"/> <input type="checkbox"/> <input type="checkbox"/> <input type="checkbox"/> | <input type="checkbox"/> <input type="checkbox"/> <input type="checkbox"/> <input type="checkbox"/> | <input type="checkbox"/> <input type="checkbox"/> <input type="checkbox"/> <input type="checkbox"/> | <input type="checkbox"/> <input type="checkbox"/> <input type="checkbox"/> <input type="checkbox"/> | <input type="checkbox"/> <input type="checkbox"/> | |
| | | Mid back | RVM05 | <input type="checkbox"/> | <input type="checkbox"/> <input type="checkbox"/> <input type="checkbox"/> <input type="checkbox"/> | <input type="checkbox"/> <input type="checkbox"/> <input type="checkbox"/> <input type="checkbox"/> | <input type="checkbox"/> <input type="checkbox"/> <input type="checkbox"/> <input type="checkbox"/> | <input type="checkbox"/> <input type="checkbox"/> <input type="checkbox"/> <input type="checkbox"/> | <input type="checkbox"/> <input type="checkbox"/> | |
| | | High back | RVH05 | <input type="checkbox"/> | <input type="checkbox"/> <input type="checkbox"/> <input type="checkbox"/> <input type="checkbox"/> | <input type="checkbox"/> <input type="checkbox"/> <input type="checkbox"/> <input type="checkbox"/> | <input type="checkbox"/> <input type="checkbox"/> <input type="checkbox"/> <input type="checkbox"/> | <input type="checkbox"/> <input type="checkbox"/> <input type="checkbox"/> <input type="checkbox"/> | <input type="checkbox"/> <input type="checkbox"/> | |
| | | | | | | | | | | |
| | | | | | | | | | | |
| RSM2 | | | | | | | | | | |
| | | | A | B | C | D | E | F | G | |

HOW TO ORDER

Indicate the following information on order form:

1. Quantity of each item.
2. Model number, including options. See "How To Build a Model Number".
3. Any special service required.

Note: • The ☐ indicates that a choice is required.

- The absence of the ☐ indicates that no choice is required.
- Alpha-numeric characters in place of ☐ indicate that no other alternatives are available.

HOW TO BUILD A MODEL NUMBER

Fabrics & Finishes binder.

A Select basic model.

B Select metal frame color.
Refer to color addendum at ki.com or KI Fabrics & Finishes binder.

C Select seat/back mesh color.
Refer to color addendum at ki.com or KI Fabrics & Finishes binder.

D Select upholstery trim color.
Refer to color addendum at ki.com or KI Fabrics & Finishes binder.
If mesh or removable upholstery was specified, vinyl or fabric trim must be selected.

E Select cover upholstery grade/color.
Refer to color addendum at ki.com or KI Fabrics & Finishes binder.

F Select headrest upholstery grade/color.
Refer to color addendum at ki.com or KI

G Select moisture barrier.

NOM - No moisture barrier

WMB - Yes moisture barrier; add \$69

Upcharge applies to Model 05 style only.



Rose™ Seating

4-Leg Metal Chair

| Approx. Packaged Weight | Delivered Pricing Fabric Grade 1 & C.O.M. | Delivered Pricing Fabric Grade 2 | Delivered Pricing Fabric Grade 3 | Delivered Pricing Vinyl Group 2 | Delivered Pricing C.O.V. | Delivered Pricing Pallas Fabric Group P1 | Delivered Pricing Pallas Fabric Group P2 | Delivered Pricing Pallas Fabric Group P3 | Delivered Pricing Pallas Fabric Group P4 |
|-------------------------------|--|---|---|--|--------------------------------|---|---|---|---|
| 31.0# | \$ 1244 | \$ 1257 | \$ 1271 | \$ 1271 | \$ 1244 | \$ 1301 | \$ 1328 | \$ 1354 | \$ 1380 |
| 32.0# | 1261 | 1274 | 1288 | 1288 | 1261 | 1318 | 1344 | 1371 | 1396 |
| 33.0# | 1263 | 1277 | 1290 | 1290 | 1263 | 1321 | 1347 | 1374 | 1398 |
| | | | | | | | | | |
| | | | | | | | | | |
| 32.0# | \$ 1426 | \$ 1439 | \$ 1454 | \$ 1454 | \$ 1426 | \$ 1483 | \$ 1511 | \$ 1537 | \$ 1562 |
| 33.0# | 1458 | 1470 | 1485 | 1485 | 1458 | 1514 | 1541 | 1567 | 1593 |
| 34.0# | 1460 | 1472 | 1487 | 1487 | 1460 | 1516 | 1543 | 1570 | 1595 |
| | | | | | | | | | |
| | | | | | | | | | |
| 33.0# | \$ 1702 | \$ 1715 | \$ 1729 | \$ 1729 | \$ 1702 | \$ 1758 | \$ 1786 | \$ 1812 | \$ 1838 |
| 34.0# | 1721 | 1734 | 1748 | 1748 | 1721 | 1778 | 1804 | 1831 | 1856 |
| 35.0# | 1723 | 1737 | 1750 | 1750 | 1723 | 1780 | 1806 | 1833 | 1858 |
| | | | | | | | | | |
| | | | | | | | | | |

UPHOLSTERY INFORMATION

C.O.M. Trim Calculation

C.O.M. requirement for 00, 04 & 05 styles is 2 yards per 2 chairs. For complete information on ordering C.O.M., see "Ordering C.O.M., C.O.V. and C.O.L." section.

C.O.M. Cover Upholstery

C.O.M. requirement for 04 style is 1 yard and for 05 style 2 yards. For complete information on ordering C.O.M., see "Ordering C.O.M., C.O.V. and C.O.L." section.

Note:

Combine C.O.M. Trim and C.O.M. Covers columns when calculating overall C.O.M. requirements.

SPECIAL SERVICES

Special Carton Marking

With specially marked information N/C

Shipping

Shipped **assembled freight prepaid f.o.b. Bonduel, Wisconsin 54107** factory. Freight class #250.

Specifications and prices are subject to change without prior notice.

Rose™ Seating

4-Leg Bentwood Chair

| | | MODEL NUMBER | | | | | | | | | Approx. Packaged Weight |
|--|----------|--------------|------------------|----------------|----------------------|-----------------------|------------------|------------------|----------------|------------------|-------------------------|
| | | Basic Model | Wood Frame Color | Push Bar Color | Seat/Back Mesh Color | Upholstery Trim Color | Upholstery Color | Rear Tilt Wheels | Headrest Color | Moisture Barrier | |
| RSW2 Mesh Seat and Back with Trim | Low back | RBL00 | □□□ | □□ | □□□□ | □□□□ | | □□□□ | □□□□ | | 44.0# |
| | Mid back | RBM00 | □□□ | □□ | □□□□ | □□□□ | | □□□□ | □□□□ | | 46.0# |
| | | | | | | | | | | | |
| | | | | | | | | | | | |
| RSW2 Removable Padded Upholstery Back with Mesh Seat and Trim | Low back | RBL04 | □□□ | □□ | □□□□ | □□□□ | □□□□ | □□□□ | □□□□ | | 45.0# |
| | Mid back | RBM04 | □□□ | □□ | □□□□ | □□□□ | □□□□ | □□□□ | □□□□ | | 47.0# |
| | | | | | | | | | | | |
| | | | | | | | | | | | |
| RSW2 Removable Padded Seat and Back Upholstery with Trim | Low back | RBL05 | □□□ | □□ | □□□□ | □□□□ | □□□□ | □□□□ | □□□□ | □□□ | 46.0# |
| | Mid back | RBM05 | □□□ | □□ | □□□□ | □□□□ | □□□□ | □□□□ | □□□□ | □□□ | 48.0# |
| | | | | | | | | | | | |
| | | | | | | | | | | | |
| | | A | B | C | D | E | F | G | H | I | |

HOW TO ORDER

- Indicate the following information on order form:
- Quantity of each item.
 - Model number, including options. See “How To Build a Model Number”.
 - Any special service required.

Note:

- The ☐ indicates that a choice is required.
- The absence of the ☐ indicates that no choice is required.
- Alpha-numeric characters in place of ☐ indicate that no other alternatives are available.

HOW TO BUILD A MODEL NUMBER

- A** Select basic model.
- B** Select wood frame color.
Refer to color addendum at [ki.com](#) or KI Fabrics & Finishes binder.
- C** Select push bar color.
Refer to color addendum at [ki.com](#) or KI Fabrics & Finishes binder.
- D** Select seat/back mesh color.
Refer to color addendum at [ki.com](#) or KI Fabrics & Finishes binder.
- E** Select upholstery trim color.
Refer to color addendum at [ki.com](#) or KI Fabrics & Finishes binder.
If mesh or removable upholstery was specified, vinyl or fabric trim must be selected.
- F** Select cover upholstery grade/color.
Refer to color addendum at [ki.com](#) or KI

Fabrics & Finishes binder.

- G** Select rear tilt wheels.
NTRW - No rear tilt wheels
RTW - Rear tilt wheels; add \$34
- H** Select headrest upholstery grade/color.
Refer to color addendum at [ki.com](#) or KI Fabrics & Finishes binder.
- I** Select moisture barrier.
NOM - No moisture barrier
WMB - Yes moisture barrier; add \$69
Upcharge applies to Model 05 style only.



Rose™ Seating

4-Leg Bentwood Chair

| Delivered Pricing Fabric Grade 1 & C.O.M. | Delivered Pricing Fabric Grade 2 | Delivered Pricing Fabric Grade 3 | Delivered Pricing Vinyl Group 2 | Delivered Pricing C.O.V. | Delivered Pricing Pallas Fabric Group P1 | Delivered Pricing Pallas Fabric Group P2 | Delivered Pricing Pallas Fabric Group P3 | Delivered Pricing Pallas Fabric Group P4 |
|---|--|--|---------------------------------------|-----------------------------|--|--|--|--|
| \$ 1716 | \$ 1729 | \$ 1743 | \$ 1743 | \$ 1716 | \$ 1772 | \$ 1799 | \$ 1826 | \$ 1851 |
| 1733 | 1746 | 1761 | 1761 | 1733 | 1790 | 1817 | 1843 | 1870 |
| | | | | | | | | |
| \$ 1884 | \$ 1897 | \$ 1911 | \$ 1911 | \$ 1884 | \$ 1940 | \$ 1968 | \$ 1994 | \$ 2020 |
| 1905 | 1919 | 1932 | 1932 | 1905 | 1961 | 1989 | 2015 | 2041 |
| | | | | | | | | |
| \$ 2127 | \$ 2140 | \$ 2154 | \$ 2154 | \$ 2127 | \$ 2183 | \$ 2210 | \$ 2236 | \$ 2262 |
| 2147 | 2160 | 2175 | 2175 | 2147 | 2204 | 2231 | 2257 | 2284 |
| | | | | | | | | |

UPHOLSTERY INFORMATION

C.O.M. Trim Calculation

C.O.M. requirement for 00, 04 & 05 styles is 2 yards per 2 chairs. For complete information on ordering C.O.M., see "Ordering C.O.M., C.O.V. and C.O.L." section.

C.O.M. Cover Upholstery

C.O.M. requirement for 04 style is 1 yard and for 05 style 2 yards. For complete information on ordering C.O.M., see "Ordering C.O.M., C.O.V. and C.O.L." section.

Note:

Combine C.O.M. Trim and C.O.M. Covers columns when calculating overall C.O.M. requirements.

SPECIAL SERVICES

Special Carton Marking

With specially marked information N/C

Shipping

Shipped **assembled freight prepaid f.o.b. Bonduel, Wisconsin 54107** factory. Freight class #175.

Specifications and prices are subject to change without prior notice.

Rose™ Seating

Accessories/Options

| | | | MODEL NUMBER | | | | |
|-------|----------------------|-----------|--------------|------------------|------------------|-------------------------|---|
| | | | Basic Model | Upholstery Color | Moisture Barrier | | |
| MODEL | Features | | | | | Approx. Packaged Weight | Delivered Pricing Fabric Grade 1 & C.O.M. |
| RRBS | Removable Back Cover | Low back | RB2L | □□□□ | | 1.0# | \$ 349 |
| | | Mid back | RB2M | □□□□ | | 1.0# | 352 |
| | | High back | RB2H | □□□□ | | 1.0# | 353 |
| | | | | | | | |
| | | | | | | | |
| RRBS | Removable Seat Cover | | RSC2 | □□□□ | □□□ | 1.0# | \$ 366 |
| | | | | | | | |
| | | | | | | | |
| | | | | | | | |
| | | | A | B | C | | |

HOW TO ORDER

Indicate the following information on order form:

1. Quantity of each item.
2. Model number, including options. See “How To Build a Model Number”.
3. Any special service required.

- Note:
- The □ indicates that a choice is required.
 - The absence of the □ indicates that no choice is required.
 - Alpha-numeric characters in place of □ indicate that no other alternatives are available.

HOW TO BUILD A MODEL NUMBER

- A** Select basic model.
- B** Select upholstery grade/color.
Refer to color addendum at ki.com or KI Fabrics & Finishes binder.
- C** Select moisture barrier.
- | | |
|------------|----------------------------------|
| NOM | - No moisture barrier |
| WMB | - Yes moisture barrier; add \$34 |
- Moisture barrier available on seat cover only.



| Delivered Pricing Fabric Grade 2 | Delivered Pricing Fabric Grade 3 | Delivered Pricing Vinyl Group 2 | Delivered Pricing C.O.V. | Delivered Pricing Pallas Fabric Group P1 | Delivered Pricing Pallas Fabric Group P2 | Delivered Pricing Pallas Fabric Group P3 | Delivered Pricing Pallas Fabric Group P4 |
|---|---|--|--------------------------------|---|---|---|---|
| \$ 362 | \$ 376 | \$ 376 | \$ 349 | \$ 406 | \$ 432 | \$ 459 | \$ 486 |
| 365 | 379 | 379 | 352 | 409 | 436 | 462 | 489 |
| 366 | 380 | 380 | 353 | 410 | 437 | 463 | 490 |
| | | | | | | | |
| \$ 379 | \$ 393 | \$ 393 | \$ 366 | \$ 423 | \$ 451 | \$ 476 | \$ 502 |
| | | | | | | | |
| | | | | | | | |

UPHOLSTERY INFORMATION

COM Upholstery

C.O.M. requirement for removable back and seat cover is 1 yard each. For complete information on ordering C.O.M., see "Ordering C.O.M., C.O.V. and C.O.L." section.

SPECIAL SERVICES

Special Carton Marking

With specially marked information N/C

Shipping

Shipped **assembled freight prepaid f.o.b. Bondue, Wisconsin 54107** factory. Freight class #92.5.

Specifications and prices are subject to change without prior notice.

Soltice®

General Information



| General Dimensions | | | | | | |
|-------------------------|---------|---------|---------|---------|---------|---------|
| Seat width | 27-1/4" | 27-1/4" | 54-1/2" | 54-1/2" | 23-3/4" | 22" |
| Seat depth | 19-3/4" | 19-3/4" | 19-3/4" | 19-3/4" | 21" | 19" |
| Seat height | 17" | 17" | 17" | 17" | 18-3/4" | 19" |
| Arm width | 4-1/4" | 2" | 4-1/4" | 2" | | 2" |
| Arm height | | 25-1/4" | | 25-1/4" | 25-1/2" | 27" |
| Back height from seat | 17" | 17" | 17" | 17" | | |
| Sleep surface width | 27-1/4" | 27-1/4" | 54-1/2" | 54-1/2" | | |
| Sleep surface depth | 77" | 77" | 77" | 77" | | |
| Overall Dimensions | | | | | | |
| Width | 35-3/4" | 32-1/4" | 63" | 60-1/2" | 29" | 26" |
| Depth | 37-1/2" | 37-1/2" | 37-1/2" | 37-1/2" | 37-3/4" | 29-1/4" |
| Height | 34" | 34" | 34" | 34" | 45-3/4" | 47-3/4" |
| Depth in sleep position | 82-1/2" | 82-1/2" | 82-1/2" | 82-1/2" | | |

SPECIFICATIONS

Complimentary Furniture
The following lounge collections offer complimentary furniture that creates continuity and a cohesive look throughout a facility. These complimentary pieces can be found in other sections of the KI price list.

SOLTICE HEALTHCARE SEATING - Soltice® Multiple Seating, Soltice® Guest Seating, Soltice® Lounge Seating, LaResta® Day Bed (FSD/SL)

UPHOLSTERY INFORMATION

C.O.M. Fabric
For C.O.M. fabric sent to KI-High Point on multiple rolls, add an additional yard of fabric per roll to the yardage requirements. Multiple rolls have shorter pieces of fabric on them and do not allow nesting and stacking of the fabric to achieve the best yield as is done with one large roll. This results in yardage shortages and requests for addition-

al fabric from the client, which can hold up the order. For each roll that is sent, one yard needs to be added and needs to be added to one of the rolls, not separately.

Fabric Disclaimer
Fabric will be applied as swatched by the fabric manufacturer. Fabric that is required to be applied differently than is swatched will need a Special Cost Request written specifying the direction the fabric is to be applied. The posted standard lead time will apply to the Special Cost Request.

FINISH INFORMATION

SPECIAL FINISH MATCHES
KI can match special finish requests at an upcharge of \$64 List per item, up to 12 or a maximum charge of \$771 List per order per color. Special finish requests must be sent to your KI customer service representative.

Upon receipt from KI, the finishing department will prepare a "strike-off" which will be sent to the customer for approval.

The approval form accompanying the strike-off should be faxed to your KI customer service representative. Upon receipt of the signed approval form, KI will proceed with the order. Disapproved samples may be sent back to KI directly with an explanation of disapproval. A Special Finish Number (SFN) will be assigned to this finish sample for future reference or reorders


**Patient Chair
(Closed Arm)**

**Motion Patient
Chair (Closed Arm)**

**Bariatric Chair
(Closed Arm)**

**Bariatric Chair
(Open Arm)**

**Glider
(Open Arm)**

**Glider
(Closed Arm)**
General Dimensions

| | | | | | | |
|----------------------------|---------|---------|---------|---------|-----|---------|
| Seat width | 21-1/2" | 23" | 30" | 29-1/2" | 22" | 21-1/2" |
| Seat depth | 19" | 19-1/2" | 18-3/4" | 18-3/4" | 19" | 19" |
| Seat height | 19" | 19-1/2" | 19" | 19" | 19" | 19" |
| Arm width | 2" | 2" | 2" | 2" | | |
| Arm height | 27" | 27" | 27" | 27" | 27" | 27" |
| Maximum glide range | | | | | 16" | 16" |
| Maximum distance from wall | | | | | 9" | 9" |

Overall Dimensions

| | | | | | | |
|--------|---------|---------|---------|---------|---------|---------|
| Width | 26" | 28" | 34-1/2" | 34-1/2" | 26" | 26" |
| Depth | 29-1/4" | 29-1/2" | 28" | 28" | 35" | 35" |
| Height | 47-3/4" | 43-1/2" | 32" | 32" | 47-3/4" | 47-3/4" |

INFORMATION
Warranty

Refer to KI Terms & Conditions document
or visit ki.com

| | |
|--------------|------|
| SLSP/NC | \$35 |
| SLSP/FC | \$35 |
| SLSSP/LFS/NC | \$35 |
| SLSSP/RFS/NC | \$35 |
| SLSSP/DS/NC | \$35 |
| SLSSP/LFS/FC | \$35 |
| SLSSP/RFS/FC | \$35 |
| SLSSP/DS/FC | \$35 |



| Grade C.O.M. | Grade C | Grade D | Grade E & C.O.L. | Grade F | Grade G | Grade H | Grade I | Grade J | Grade K | Grade L Leather | Grade M Leather | TB133 add to list price | Moisture Barrier add to list price |
|-----------------|------------|------------|------------------------|------------|------------|------------|------------|------------|------------|--------------------|--------------------|-------------------------------|---|
| \$ 3035 | \$ 3279 | \$ 3344 | \$ 3424 | \$ 3475 | \$ 3581 | \$ 3682 | \$ 3813 | \$ 4073 | \$ 4333 | \$ 4595 | \$ 5115 | \$ 354 | \$ 129 |
| 3089 | 3333 | 3398 | 3477 | 3530 | 3634 | 3739 | 3867 | 4127 | 4388 | 4649 | 5170 | 354 | 129 |
| | | | | | | | | | | | | | |
| | | | | | | | | | | | | | |
| | | | | | | | | | | | | | |
| | | | | | | | | | | | | | |
| | | | | | | | | | | | | | |
| | | | | | | | | | | | | | |
| | | | | | | | | | | | | | |
| | | | | | | | | | | | | | |
| \$ 3805 | \$ 4106 | \$ 4185 | \$ 4282 | \$ 4346 | \$ 4474 | \$ 4601 | \$ 4758 | \$ 5077 | \$ 5395 | \$ 5714 | \$ 6352 | \$ 405 | \$ 129 |
| 3861 | 4160 | 4238 | 4335 | 4399 | 4527 | 4654 | 4812 | 5132 | 5448 | 5768 | 6406 | 405 | 129 |
| | | | | | | | | | | | | | |
| | | | | | | | | | | | | | |
| | | | | | | | | | | | | | |
| | | | | | | | | | | | | | |
| | | | | | | | | | | | | | |
| | | | | | | | | | | | | | |
| \$ 687 | \$ 782 | \$ 855 | \$ 938 | \$ 1005 | \$ 1119 | \$ 1231 | \$ 1465 | \$ 1749 | \$ 2042 | \$ 2329 | \$ 3256 | \$ 142 | \$ 171 |
| 687 | 782 | 855 | 938 | 1005 | 1119 | 1231 | 1465 | 1749 | 2042 | 2329 | 3256 | 142 | 171 |

INFORMATION

C.O.M. Requirements

C.O.M. yardage requirements listed above are based on plain goods 54" wide. If less than 54" wide or fabrics requiring matching (stripes, plaids, prints, large patterns), additional yardage will be needed. Consult C.O.M. matrix on the Ordering C.O.M. and C.O.L. page for additional yardage needed. For C.O.M. fabric sent to KI-High Point on multiple rolls, add an additional yard of fabric per roll to the yardage requirements.

C.O.L. Requirements

Figure 18 sq. ft. of leather (C.O.L.) for each yard shown (i.e., 4.75 x 18 = 85.5 sq. ft.).

Contrasting Upholstery

When contrasting fabric is chosen, price at highest in-grade.

Minimum Fabric/Leather Quantity

Minimum order for fabric is 1 yard. Minimum order for leather is 1 hide (approx-

mately 50 sq. ft.).

Moisture Barrier

Moisture barrier is applied underneath the fabric cover as a means of protecting the foam. Not available with TB133.

California TB133 Fire Safety Code

The above seating products can be manufactured using the appropriate flame-retardant materials and fabric selections for compliance to California Technical Bulletin 133. Add "FR" to end of model number and add upcharge. Please contact KI customer service for fabric compliance. Not available with moisture barrier. Nano-Tex treatments can be used when TB133 is required.

Construction

Seat and back frame constructed of welded structural steel. Arms constructed from kiln-dried hardwood. Arms are not field replaceable. Cushions constructed of multiple densities of polyurethane foam. Storage box constructed of laminated plywood, black

paint standard.

Options

SLS - comes standard with casters. Casters, front (locking/swivel) and rear (swivel).

SPECIAL SERVICES

Special Carton Marking

With specially marked information N/C

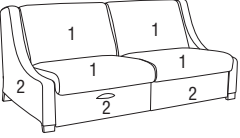
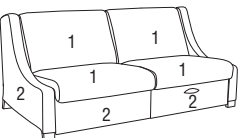
Shipping

Shipped **assembled freight prepaid f.o.b. High Point, North Carolina 27263** factory. Freight class #125.

Specifications and prices are subject to change without prior notice.

Soltice®

Sleeper

| | Features | COM | MODEL NUMBER | | | | | | | Approx. Packaged Weight |
|--|--------------|----------|--------------|-----------------------------------|-------------------|------------|-------------|----------|------------------|-------------------------|
| | | | Basic Model | Non-Contrast or Fabric Contrast 1 | Fabric Contrast 2 | Pull Color | Wood Finish | TB133 | Moisture Barrier | |
|  <p>SOLL S</p> <p>Loveseat Sleeper (Armless) - LFS (Open, Left Side Facing)</p> <ul style="list-style-type: none"> 1 = Seat and back (Fabric Contrast 1) C.O.M. = 7.5 yd 2 = Arms and frame (Fabric Contrast 2) C.O.M. = 4.25 yd | Non-contrast | 11.75 yd | SLSS/LFS/NC | □□□□ | | □□□□ | □□□ | □□□ | □□□ | 250.0# |
| | Contrast | | SLSS/LFS/FC | □□□□ | □□□□ | □□□□ | □□□ | □□□ | □□□ | 250.0# |
| | | | | | | | | | | |
| | | | | | | | | | | |
| | | | | | | | | | | |
|  <p>SOLL S</p> <p>Loveseat Sleeper (Armless) - RFS (Open, Right Side Facing)</p> <ul style="list-style-type: none"> 1 = Seat and back (Fabric Contrast 1) C.O.M. = 7.5 yd 2 = Arms and frame (Fabric Contrast 2) C.O.M. = 4.25 yd | Non-contrast | 11.75 yd | SLSS/RFS/NC | □□□□ | | □□□□ | □□□ | □□□ | □□□ | 250.0# |
| | Contrast | | SLSS/RFS/FC | □□□□ | □□□□ | □□□□ | □□□ | □□□ | □□□ | 250.0# |
| | | | | | | | | | | |
| | | | | | | | | | | |
| | | | | | | | | | | |
| | | | A | B | C | D | E | F | G | |

HOW TO ORDER

Indicate the following information on order form:

- Quantity of each item.
- Model number, including options. See "How To Build a Model Number".
- Any special service required.

Note: • The □ indicates that a choice is required.

- The absence of the □ indicates that no choice is required.
- Alpha-numeric characters in place of □ indicate that no other alternatives are available.

HOW TO BUILD A MODEL NUMBER

A Select basic model.

B Select non-contrast or fabric contrast 1.
Refer to color addendum at ki.com or KI Fabrics & Finishes binder.

C Select fabric contrast 2.
Refer to color addendum at ki.com or KI Fabrics & Finishes binder.

D Select pull handle color.
Refer to color addendum at ki.com or KI Fabrics & Finishes binder.

E Select wood finish color.
Refer to color addendum at ki.com or KI Fabrics & Finishes binder.
For Kensington Maple add upcharge.

F Select TB133.
NFR - No TB133 fire retardant
FR - Fire retardant
See pricing column for TB133 upcharge.

G Select moisture barrier.

NMB - No moisture barrier

MB - Moisture barrier

See pricing column for moisture barrier upcharge.

KENSINGTON MAPLE UPCHARGE

Kensington Maple requires extended leadtimes.

| | |
|--------------|------|
| Model | |
| SLS/NC | \$42 |
| SLS/FC | \$42 |
| SLSS/LFS/NC | \$42 |
| SLSS/RGS/NC | \$42 |
| SLSS/DS/NC | \$42 |
| SLSS/LFS/FC | \$42 |
| SLSS/RFS/FC | \$42 |
| SLSS/DS/FC | \$42 |
| SLSP/NC | \$35 |
| SLSP/FC | \$35 |
| SLSSP/LFS/NC | \$35 |
| SLSSP/RFS/NC | \$35 |
| SLSSP/DS/NC | \$35 |
| SLSSP/LFS/FC | \$35 |
| SLSSP/RFS/FC | \$35 |
| SLSSP/DS/FC | \$35 |



| Grade C.O.M. | Grade C | Grade D | Grade E & C.O.L. | Grade F | Grade G | Grade H | Grade I | Grade J | Grade K | Grade L Leather | Grade M Leather | TB133 add to list price | Moisture Barrier add to list price |
|-----------------|------------|------------|------------------------|------------|------------|------------|------------|------------|------------|--------------------|--------------------|-------------------------------|---|
| \$ 4235 | \$ 4664 | \$ 4776 | \$ 4914 | \$ 5005 | \$ 5188 | \$ 5366 | \$ 5594 | \$ 6047 | \$ 6499 | \$ 6953 | \$ 7862 | \$ 515 | \$ 289 |
| 4317 | 4747 | 4859 | 4994 | 5087 | 5268 | 5448 | 5675 | 6128 | 6582 | 7035 | 7943 | 515 | 289 |

INFORMATION

C.O.M. Requirements

C.O.M. yardage requirements listed above are based on plain goods 54" wide. If less than 54" wide or fabrics requiring matching (stripes, plaids, prints, large patterns), additional yardage will be needed. Consult C.O.M. matrix on the Ordering C.O.M. and C.O.L. page for additional yardage needed. For C.O.M. fabric sent to KI-High Point on multiple rolls, add an additional yard of fabric per roll to the yardage requirements.

C.O.L. Requirements

Figure 18 sq. ft. of leather (C.O.L.) for each yard shown (i.e., 4.75 x 18 = 85.5 sq. ft.).

Contrasting Upholstery

When contrasting fabric is chosen, price at highest in-grade.

Minimum Fabric/Leather Quantity

Minimum order for fabric is 1 yard. Minimum order for leather is 1 hide (approx-

mately 50 sq. ft.).

Moisture Barrier

Moisture barrier is applied underneath the fabric cover as a means of protecting the foam. Not available with TB133.

California TB133 Fire Safety Code

The above seating products can be manufactured using the appropriate flame-retardant materials and fabric selections for compliance to California Technical Bulletin 133. Add "FR" to end of model number and add upcharge. Please contact KI customer service for fabric compliance. Not available with moisture barrier. Nano-Tex treatments can be used when TB133 is required.

Construction

Seat and back frame constructed of welded structural steel. Arms constructed from kiln-dried hardwood. Arms are not field replaceable. Cushions constructed of multiple densities of polyurethane foam. Storage box constructed of laminated plywood, black

paint standard.

Option

Casters Are NOT available on SLSS loveseat sleeper. Wood legs are standard.

SPECIAL SERVICES

Special Carton Marking

With specially marked information N/C

Shipping

Shipped **assembled freight prepaid f.o.b. High Point, North Carolina 27263** factory. Freight class #125.

Specifications and prices are subject to change without prior notice.

SOLLS

Loveseat Sleeper (Armless) - DS
(Open, Both Sides Facing)

- 1 = Seat and back (Fabric Contrast 1)
C.O.M. = 7.5 yd
- 2 = Arms and frame (Fabric Contrast 2)
C.O.M. = 4.25 yd

- The absence of the ☐ indicates that no choice is required.
- Alpha-numeric characters in place of ☐ indicate that no other alternatives are available.

- A** Select basic model.
- B** Select non-contrast or fabric contrast 1.
Refer to color addendum at ki.com or KI Fabrics & Finishes binder.
- C** Select fabric contrast 2.
Refer to color addendum at ki.com or KI Fabrics & Finishes binder.
- D** Select pull handle color.
Refer to color addendum at ki.com or KI Fabrics & Finishes binder.
- E** Select wood finish color.
Refer to color addendum at ki.com or KI Fabrics & Finishes binder.
For Kensington Maple add upcharge.
- F** Select TB133.

| | |
|------------|---------------------------|
| NFR | - No TB133 fire retardant |
| FR | - Fire retardant |

 See pricing column for TB133 upcharge.

See pricing column for moisture barrier upcharge.

| | |
|--------------|------|
| Model | |
| SLS/NC | \$42 |
| SLS/FC | \$42 |
| SLSS/LFS/NC | \$42 |
| SLSS/RGS/NC | \$42 |
| SLSS/DS/NC | \$42 |
| SLSS/LFS/FC | \$42 |
| SLSS/RFS/FC | \$42 |
| SLSS/DS/FC | \$42 |
| | |
| SLSP/NC | \$35 |
| SLSP/FC | \$35 |
| SLSSP/LFS/NC | \$35 |
| SLSSP/RFS/NC | \$35 |
| SLSSP/DS/NC | \$35 |
| SLSSP/LFS/FC | \$35 |
| SLSSP/RFS/FC | \$35 |
| SLSSP/DS/FC | \$35 |



| Grade C.O.M. | Grade C | Grade D | Grade E & C.O.L. | Grade F | Grade G | Grade H | Grade I | Grade J | Grade K | Grade L Leather | Grade M Leather | TB133 add to list price | Moisture Barrier add to list price |
|-----------------|------------|------------|------------------------|------------|------------|------------|------------|------------|------------|--------------------|--------------------|-------------------------------|---|
| \$ 5565 | \$ 5995 | \$ 6107 | \$ 6244 | \$ 6334 | \$ 6518 | \$ 6699 | \$ 6924 | \$ 7377 | \$ 7830 | \$ 8283 | \$ 9192 | \$ 515 | \$ 289 |
| 5647 | 6077 | 6189 | 6326 | 6418 | 6598 | 6780 | 7005 | 7458 | 7912 | 8365 | 9273 | 515 | 289 |

INFORMATION

C.O.M. Requirements

C.O.M. yardage requirements listed above are based on plain goods 54" wide. If less than 54" wide or fabrics requiring matching (stripes, plaids, prints, large patterns), additional yardage will be needed. Consult C.O.M. matrix on the Ordering C.O.M. and C.O.L. page for additional yardage needed. For C.O.M. fabric sent to KI-High Point on multiple rolls, add an additional yard of fabric per roll to the yardage requirements.

C.O.L. Requirements

Figure 18 sq. ft. of leather (C.O.L.) for each yard shown (i.e., 4.75 x 18 = 85.5 sq. ft.).

Contrasting Upholstery

When contrasting fabric is chosen, price at highest in-grade.

Minimum Fabric/Leather Quantity

Minimum order for fabric is 1 yard. Minimum order for leather is 1 hide (approx-

mately 50 sq. ft.).

Moisture Barrier

Moisture barrier is applied underneath the fabric cover as a means of protecting the foam. Not available with TB133.

California TB133 Fire Safety Code

The above seating products can be manufactured using the appropriate flame-retardant materials and fabric selections for compliance to California Technical Bulletin 133. Add "FR" to end of model number and add upcharge. Please contact KI customer service for fabric compliance. Not available with moisture barrier. Nano-Tex treatments can be used when TB133 is required.

Construction

Seat and back frame constructed of welded structural steel. Arms constructed from kiln-dried hardwood. Arms are not field replaceable. Cushions constructed of multiple densities of polyurethane foam. Storage box constructed of laminated plywood, black

paint standard.

Option

Casters Are NOT available on SLSS loveseat sleeper. Wood legs are standard.

SPECIAL SERVICES

Special Carton Marking

With specially marked information N/C

Shipping

Shipped **assembled freight prepaid f.o.b. High Point, North Carolina 27263** factory. Freight class #125.

Specifications and prices are subject to change without prior notice.

| | |
|--------------|------|
| SLSP/NC | \$35 |
| SLSP/FC | \$35 |
| SLSSP/LFS/NC | \$35 |
| SLSSP/RFS/NC | \$35 |
| SLSSP/DS/NC | \$35 |
| SLSSP/LFS/FC | \$35 |
| SLSSP/RFS/FC | \$35 |
| SLSSP/DS/FC | \$35 |



| Grade C.O.M. | Grade C | Grade D | Grade E & C.O.L. | Grade F | Grade G | Grade H | Grade I | Grade J | Grade K | Grade L Leather | Grade M Leather | TB133 add to list price | Moisture Barrier add to list price |
|-----------------|------------|------------|------------------------|------------|------------|------------|------------|------------|------------|--------------------|--------------------|-------------------------------|---|
| \$ 4688 | \$ 5116 | \$ 5230 | \$ 5365 | \$ 5459 | \$ 5640 | \$ 5821 | \$ 6047 | \$ 6499 | \$ 6953 | \$ 7406 | \$ 8315 | \$ 515 | \$ 289 |
| 4770 | 5198 | 5311 | 5447 | 5542 | 5721 | 5902 | 6128 | 6582 | 7035 | 7488 | 8397 | 515 | 289 |
| | | | | | | | | | | | | | |
| | | | | | | | | | | | | | |
| | | | | | | | | | | | | | |
| | | | | | | | | | | | | | |
| | | | | | | | | | | | | | |
| | | | | | | | | | | | | | |
| | | | | | | | | | | | | | |
| | | | | | | | | | | | | | |
| | | | | | | | | | | | | | |
| | | | | | | | | | | | | | |
| | | | | | | | | | | | | | |
| | | | | | | | | | | | | | |
| | | | | | | | | | | | | | |
| | | | | | | | | | | | | | |
| | | | | | | | | | | | | | |
| | | | | | | | | | | | | | |
| | | | | | | | | | | | | | |
| | | | | | | | | | | | | | |
| | | | | | | | | | | | | | |
| | | | | | | | | | | | | | |
| | | | | | | | | | | | | | |
| | | | | | | | | | | | | | |
| | | | | | | | | | | | | | |
| | | | | | | | | | | | | | |
| | | | | | | | | | | | | | |
| | | | | | | | | | | | | | |
| | | | | | | | | | | | | | |
| | | | | | | | | | | | | | |
| | | | | | | | | | | | | | |
| | | | | | | | | | | | | | |
| | | | | | | | | | | | | | |
| | | | | | | | | | | | | | |
| | | | | | | | | | | | | | |
| | | | | | | | | | | | | | |
| | | | | | | | | | | | | | |
| | | | | | | | | | | | | | |
| | | | | | | | | | | | | | |
| | | | | | | | | | | | | | |
| | | | | | | | | | | | | | |
| | | | | | | | | | | | | | |
| | | | | | | | | | | | | | |
| | | | | | | | | | | | | | |
| | | | | | | | | | | | | | |
| | | | | | | | | | | | | | |
| | | | | | | | | | | | | | |
| | | | | | | | | | | | | | |
| | | | | | | | | | | | | | |
| | | | | | | | | | | | | | |
| | | | | | | | | | | | | | |
| | | | | | | | | | | | | | |
| | | | | | | | | | | | | | |
| | | | | | | | | | | | | | |
| | | | | | | | | | | | | | |
| | | | | | | | | | | | | | |
| | | | | | | | | | | | | | |
| | | | | | | | | | | | | | |
| | | | | | | | | | | | | | |
| | | | | | | | | | | | | | |
| | | | | | | | | | | | | | |
| | | | | | | | | | | | | | |
| | | | | | | | | | | | | | |
| | | | | | | | | | | | | | |
| | | | | | | | | | | | | | |
| | | | | | | | | | | | | | |
| | | | | | | | | | | | | | |
| | | | | | | | | | | | | | |
| | | | | | | | | | | | | | |
| | | | | | | | | | | | | | |
| | | | | | | | | | | | | | |
| | | | | | | | | | | | | | |
| | | | | | | | | | | | | | |
| | | | | | | | | | | | | | |
| | | | | | | | | | | | | | |
| | | | | | | | | | | | | | |
| | | | | | | | | | | | | | |
| | | | | | | | | | | | | | |
| | | | | | | | | | | | | | |
| | | | | | | | | | | | | | |
| | | | | | | | | | | | | | |
| | | | | | | | | | | | | | |
| | | | | | | | | | | | | | |
| | | | | | | | | | | | | | |
| | | | | | | | | | | | | | |
| | | | | | | | | | | | | | |
| | | | | | | | | | | | | | |
| | | | | | | | | | | | | | |

SOLLS

**Loveseat Sleeper (Closed Arm) - DS
(Open, Both Sides Facing)**

- 1 = Seat and back (Fabric Contrast 1)
C.O.M. = 7.5 yd
- 2 = Arms and frame (Fabric Contrast 2)
C.O.M. = 5.5 yd

Note:

- The ☐ indicates that a choice is required.
- The absence of the ☐ indicates that no choice is required.
- Alpha-numeric characters in place of ☐ indicate that no other alternatives are available.

- A** Select basic model.
- B** Select non-contrast or fabric contrast 1.
Refer to color addendum at ki.com or KI Fabrics & Finishes binder.
- C** Select fabric contrast 2.
Refer to color addendum at ki.com or KI Fabrics & Finishes binder.
- D** Select pull handle color.
Refer to color addendum at ki.com or KI Fabrics & Finishes binder.
- E** Select arm option.

| | |
|------------|--------------------------------|
| WAC | - Wood armcaps |
| PAC | - Black poly (pair); add \$168 |
- F** Select wood finish color.
Refer to color addendum at ki.com or KI Fabrics & Finishes binder.
For Kensington Maple add upcharge.

H Select moisture barrier.

| | |
|------------|-----------------------|
| NMB | - No moisture barrier |
| MB | - Moisture barrier |

See pricing column for moisture barrier upcharge.

| | |
|--------------|------|
| Model | |
| SLS/NC | \$42 |
| SLS/FC | \$42 |
| SLSS/LFS/NC | \$42 |
| SLSS/RGS/NC | \$42 |
| SLSS/DS/NC | \$42 |
| SLSS/LFS/FC | \$42 |
| SLSS/RFS/FC | \$42 |
| SLSS/DS/FC | \$42 |
| SLSP/NC | \$35 |
| SLSP/FC | \$35 |
| SLSSP/LFS/NC | \$35 |
| SLSSP/RFS/NC | \$35 |
| SLSSP/DS/NC | \$35 |
| SLSSP/LFS/FC | \$35 |
| SLSSP/RFS/FC | \$35 |
| SLSSP/DS/FC | \$35 |



| Grade C.O.M. | Grade C | Grade D | Grade E & C.O.L. | Grade F | Grade G | Grade H | Grade I | Grade J | Grade K | Grade L Leather | Grade M Leather | TB133 add to list price | Moisture Barrier add to list price |
|-----------------|------------|------------|------------------------|------------|------------|------------|------------|------------|------------|--------------------|--------------------|-------------------------------|---|
| \$ 6005 | \$ 6433 | \$ 6546 | \$ 6683 | \$ 6773 | \$ 6955 | \$ 7138 | \$ 7362 | \$ 7816 | \$ 8269 | \$ 8723 | \$ 9631 | \$ 515 | \$ 289 |
| 6086 | 6515 | 6629 | 6764 | 6854 | 7037 | 7220 | 7444 | 7898 | 8352 | 8805 | 9711 | 515 | 289 |

INFORMATION

C.O.M. Requirements

C.O.M. yardage requirements listed above are based on plain goods 54" wide. If less than 54" wide or fabrics requiring matching (stripes, plaids, prints, large patterns), additional yardage will be needed. Consult C.O.M. matrix on the Ordering C.O.M. and C.O.L. page for additional yardage needed. For C.O.M. fabric sent to KI-High Point on multiple rolls, add an additional yard of fabric per roll to the yardage requirements.

C.O.L. Requirements

Figure 18 sq. ft. of leather (C.O.L.) for each yard shown (i.e., 4.75 x 18 = 85.5 sq. ft.).

Contrasting Upholstery

When contrasting fabric is chosen, price at highest in-grade.

Minimum Fabric/Leather Quantity

Minimum order for fabric is 1 yard. Minimum order for leather is 1 hide (approx-

mately 50 sq. ft.).

Moisture Barrier

Moisture barrier is applied underneath the fabric cover as a means of protecting the foam. Not available with TB133.

California TB133 Fire Safety Code

The above seating products can be manufactured using the appropriate flame-retardant materials and fabric selections for compliance to California Technical Bulletin 133. Add "FR" to end of model number and add upcharge. Please contact KI customer service for fabric compliance. Not available with moisture barrier. Nano-Tex treatments can be used when TB133 is required.

Construction

Seat and back frame constructed of welded structural steel. Arms constructed from kiln-dried hardwood. Arms are not field replaceable. Cushions constructed of multiple densities of polyurethane foam. Storage box constructed of laminated plywood, black

paint standard.

Option

Casters Are NOT available on SLSS loveseat sleeper. Wood legs are standard.

SPECIAL SERVICES

Special Carton Marking

With specially marked information N/C

Shipping

Shipped **assembled freight prepaid f.o.b. High Point, North Carolina 27263** factory. Freight class #125.

Specifications and prices are subject to change without prior notice.

Soltice®

Sleeper Replacement Parts

| | | | | MODEL NUMBER | | | | |
|-------|---|------------|---------|-----------------|-----------------------------------|-------|------------------|-------------------------|
| | | | | | Non-Contrast or Fabric Contrast 1 | TB133 | Moisture Barrier | |
| | MODEL | Features | COM | Basic Model | | | | Approx. Packaged Weight |
| SORP | Loveseat Sleeper Replacement Seat & Back Cushions - LFS • Open, left side facing | No arm | 3.75 yd | SLSSC/LFS | □□□□ | □□□ | □□□ | 25.0# |
| | | Closed arm | 3.75 yd | SLSSPC/LFS | □□□□ | □□□ | □□□ | 25.0# |
| | | | | | | | | |
| SORP | Loveseat Sleeper Replacement Seat & Back Cushions - RFS • Open, right side facing | No arm | 3.75 yd | SLSSC/RFS | □□□□ | □□□ | □□□ | 25.0# |
| | | Closed arm | 3.75 yd | SLSSPC/RFS | □□□□ | □□□ | □□□ | 25.0# |
| | | | | | | | | |
| SORP | Loveseat Sleeper Replacement Seat & Back Cushions - DS • Open, both sides facing | No arm | 7.5 yd | SLSSC/DS | □□□□ | □□□ | □□□ | 50.0# |
| | | Closed arm | 7.5 yd | SLSSPC/DS | □□□□ | □□□ | □□□ | 50.0# |
| | | | | | | | | |
| HRDPT | Replacement Med Caster Kit Includes: • (2) Med caster locking casters • (2) Med caster non-locking casters • (8) Hex nuts, (4) lock washers • (1) Small tube of Loc-Tite | | | RETRO.MEDCASTER | | | | 7.0# |
| | | | | | | | | |
| | | | | | | | | |
| | | | | | | | | |
| | | | | A | B | C | D | |

HOW TO ORDER

Indicate the following information on order form:

- Quantity of each item.
- Model number, including options. See “How To Build a Model Number”.
- Any special service required.

Note:

- The □ indicates that a choice is required.
- The absence of the □ indicates that no choice is required.
- Alpha-numeric characters in place of □ indicate that no other alternatives are available.

HOW TO BUILD A MODEL NUMBER

- A** Select basic model.
- B** Select non-contrast or fabric contrast 1.
Refer to color addendum at ki.com or KI Fabrics & Finishes binder.
- C** Select TB133.
NFR - No TB133 fire retardant
FR - Fire retardant
See pricing column for TB133 upcharge.
- D** Select moisture barrier.
NMB - No moisture barrier
MB - Moisture barrier
See pricing column for moisture barrier upcharge.

INFORMATION

C.O.M. Requirements
C.O.M. yardage requirements listed above are based on plain goods 54" wide. If less than 54" wide or fabrics requiring matching (stripes, plaids, prints, large patterns), additional yardage will be needed. Consult C.O.M. matrix on the Ordering C.O.M. and C.O.L. page for additional yardage needed. For C.O.M. fabric sent to KI-High Point on multiple rolls, add an additional yard of fabric per roll to the yardage requirements.

C.O.L. Requirements
Figure 18 sq. ft. of leather (C.O.L.) for each yard shown (i.e., 4.75 x 18 = 85.5 sq. ft.).

Moisture Barrier
Moisture barrier is applied underneath the fabric cover as a means of protecting the foam. Not available with TB133.

California TB133 Fire Safety Code
The above seating products can be

manufactured using the appropriate flame-retardant materials and fabric selections for compliance to California Technical Bulletin 133. Add "FR" to end of model number and add upcharge. Please contact KI customer service for fabric compliance. Not available with moisture barrier. Nano-Tex treatments can be used when TB133 is required.



| | Delivered Pricing | Grade C.O.M. | Grade C | Grade D | Grade E & C.O.L. | Grade F | Grade G | Grade H | Grade I | Grade J | Grade K | Grade L Leather | Grade M Leather | TB133 add to list price | Moisture Barrier add to list price |
|--|----------------------|-----------------|------------|------------|------------------------|------------|------------|------------|------------|------------|------------|--------------------|--------------------|-------------------------------|---|
| | N/A | \$ 827 | \$ 848 | \$ 891 | \$ 949 | \$ 976 | \$ 1042 | \$ 1110 | \$ 1193 | \$ 1360 | \$ 1523 | \$ 1692 | \$ 2029 | \$ 125 | \$ 81 |
| | N/A | 827 | 848 | 891 | 949 | 976 | 1042 | 1110 | 1193 | 1360 | 1523 | 1692 | 2029 | 125 | 81 |
| | N/A | \$ 827 | \$ 848 | \$ 891 | \$ 949 | \$ 976 | \$ 1042 | \$ 1110 | \$ 1193 | \$ 1360 | \$ 1523 | \$ 1692 | \$ 2029 | \$ 125 | \$ 81 |
| | N/A | 827 | 848 | 891 | 949 | 976 | 1042 | 1110 | 1193 | 1360 | 1523 | 1692 | 2029 | 125 | 81 |
| | N/A | \$ 1653 | \$ 1697 | \$ 1785 | \$ 1884 | \$ 1953 | \$ 2086 | \$ 2217 | \$ 2385 | \$ 2718 | \$ 3049 | \$ 3385 | \$ 4053 | \$ 227 | \$ 148 |
| | N/A | 1653 | 1697 | 1785 | 1884 | 1953 | 2086 | 2217 | 2385 | 2718 | 3049 | 3385 | 4053 | 227 | 148 |
| | \$ 222 | | | | | | | | | | | | | N/A | N/A |
| | | | | | | | | | | | | | | | |
| | | | | | | | | | | | | | | | |
| | | | | | | | | | | | | | | | |

SPECIAL SERVICES

Special Carton Marking

With specially marked information N/C

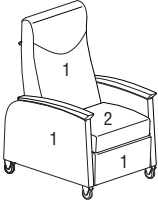
Shipping

Shipped k.d. freight prepaid f.o.b. High Point, North Carolina 27263 factory. Freight class #125.

Specifications and prices are subject to change without prior notice.

Soltice®

Recliner

| | Features | COM | MODEL NUMBER | | | | | | | | Approx. Packaged Weight |
|---|--------------|--------|--------------|-----------------------------------|-------------------|-----------|---------------------|---------------|----------|-------------|-------------------------|
| | | | Basic Model | Non-Contrast or Fabric Contrast 1 | Fabric Contrast 2 | I.V. Pole | Catheter Attachment | Magazine Rack | Arm Cap | Wood Finish | |
|  <p>SORL Recliner (Closed Arm)</p> <ul style="list-style-type: none"> 1 = Back and arms (Fabric Contrast 1) C.O.M. = 4.5 yd 2 = Seat (Fabric Contrast 2) C.O.M. = 1.5 yd | Non-contrast | 5.5 yd | SR/NC | □□□□ | | □□□□ | □□□ | □□□ | □□□ | □□□ | 113.0# |
| | Contrast | | SR/FC | □□□□ | □□□□ | □□□□ | □□□ | □□□ | □□□ | □□□ | 113.0# |
| | | | | | | | | | | | |
| | | | | | | | | | | | |
| | | | | | | | | | | | |
| | | | | | | | | | | | |
| | | | | | | | | | | | |
| | | | | | | | | | | | |
| | | | | | | | | | | | |
| | | | | | | | | | | | |
| | | | | | | | | | | | |
| | | | A | B | C | D | E | F | G | H | |

HOW TO ORDER

Indicate the following information on order form:

- Quantity of each item.
- Model number, including options. See "How To Build a Model Number".
- Any special service required.

Note: • The □ indicates that a choice is required.

- The absence of the □ indicates that no choice is required.
- Alpha-numeric characters in place of □ indicate that no other alternatives are available.

HOW TO BUILD A MODEL NUMBER

A Select basic model.

B Select non-contrast or fabric contrast 1.
Refer to color addendum at ki.com or KI Fabrics & Finishes binder.

C Select fabric contrast 2.
Refer to color addendum at ki.com or KI Fabrics & Finishes binder.

D Select I.V. pole (facing).
NS - No pole
LFFIV - Left front facing; add \$289
LRFIV - Left facing-rear; add \$289
RFFIV - Right facing-front; add \$289
RRFIV - Right facing-rear; add \$289

E Select catheter bag attachment.
(specified facing chair)
NCA - No catheter attachment
LFCA - Left front facing; add \$46
LRCA - Left facing-rear; add \$46
RFCA - Right facing-front; add \$46

RRCA - Right facing-rear; add \$46
 If optional I.V. pole is specified, catheter attachment can not be specified in the same location.

F Select magazine rack.
NMR - No rack
LFM - Left side rack; add \$193
RFM - Right side rack; add \$193
 Magazine rack fabric will match arm fabric selection (Fabric Contrast 1).
 C.O.M. = .5 yd

G Select arm option.
WAC - Wood armcaps
PAC - Black poly (pair); add \$168

H Select wood finish color.
 Refer to color addendum at ki.com or KI Fabrics & Finishes binder.
 For Kensington Maple add upcharge.

INFORMATION

Moisture Barrier \$140
 TB133 \$295

Kensington Maple Upcharge
 Kensington Maple requires extended leadtimes.
 Model
 Soltice® Recliners \$10

Options

Additional options may be ordered.
 Add /xx to the end of the model number and upcharge.

Trendelenberg
 /TM and \$160

Monitor Arm
 /LFMA - Left facing and \$687
 /RFMA - Right facing and \$687

C.O.M. Requirements

C.O.M. yardage requirements listed above



| Grade C.O.M. | Grade C | Grade D | Grade E & C.O.L. | Grade F | Grade G | Grade H | Grade I | Grade J | Grade K | Grade L Leather | Grade M Leather | TB133 add to list price | Moisture Barrier add to list price |
|-----------------|------------|------------|------------------------|------------|------------|------------|------------|------------|------------|--------------------|--------------------|-------------------------------|---|
| \$ 2845 | \$ 2884 | \$ 2946 | \$ 3022 | \$ 3071 | \$ 3172 | \$ 3272 | \$ 3399 | \$ 3651 | \$ 3903 | \$ 4153 | \$ 4656 | \$ 295 | \$ 140 |
| 2927 | 2964 | 3027 | 3103 | 3153 | 3255 | 3353 | 3480 | 3731 | 3984 | 4235 | 4739 | 295 | 140 |

are based on plain goods 54" wide. If less than 54" wide or fabrics requiring matching (stripes, plaids, prints, large patterns), additional yardage will be needed. Consult C.O.M. matrix on the Ordering C.O.M. and C.O.L. page for additional yardage needed. For C.O.M. fabric sent to KI-High Point on multiple rolls, add an additional yard of fabric per roll to the yardage requirements.

C.O.L. Requirements

Figure 18 sq. ft. of leather (C.O.L.) for each yard shown (i.e., 4.75 x 18 = 85.5 sq. ft.).

Contrasting Upholstery

When contrasting fabric is chosen, price at highest in-grade.

Minimum Fabric/Leather Quantity

Minimum order for fabric is 1 yard. Minimum order for leather is 1 hide (approximately 50 sq. ft.).

California TB133 Fire Safety Code

The above seating products can be

manufactured using the appropriate flame-retardant materials and fabric selections for compliance to California Technical Bulletin 133. Add "FR" to end of model number and add upcharge. Please contact KI customer service for fabric compliance. Not available with moisture barrier. Nano-Text treatments can be used when TB133 is required.

Options

SR cannot be manufactured without casters and pushbar.

Pushbar standard.

SPECIAL SERVICES

Special Carton Marking

With specially marked information N/C


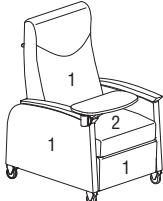
Shipping

Shipped **assembled freight prepaid f.o.b. High Point, North Carolina 27263** factory. Freight class #250.

Specifications and prices are subject to change without prior notice.

Soltice®

Recliner

| | | | MODEL NUMBER | | | | | | | | | |
|---|--------------|--------|---------------|-----------------------------------|-------------------|-----------|----------------------|---------------|---------|-------------|----------------|--|
| | Features | COM | Basic Model | Non-Contrast or Fabric Contrast 1 | Fabric Contrast 2 | I.V. Pole | Catheter Attach-ment | Magazine Rack | Arm Cap | Wood Finish | Laminate Color | |
| SORL | Left facing | 5.5 yd | SR/NC/LFT/LT | □□□□ | | □□□□ | □□□ | □□□ | □□□ | □□□ | □□□ | |
| | Right facing | 5.5 yd | SR/NC/RF/LT | □□□□ | | □□□□ | □□□ | □□□ | □□□ | □□□ | □□□ | |
| Recliner (w/ Laminate Side Articulating Tablet) - Non-contrast | | | | | | | | | | | | |
|  | Left facing | | SR/FC/LFT/LT | □□□□ | □□□□ | □□□□ | □□□ | □□□ | □□□ | □□□ | □□□ | |
| | Right facing | | SR/FC/RF/LT | □□□□ | □□□□ | □□□□ | □□□ | □□□ | □□□ | □□□ | □□□ | |
| | | | | | | | | | | | | |
| | | | | | | | | | | | | |
| | | | | | | | | | | | | |
| | | | | | | | | | | | | |
| | | | | | | | | | | | | |
| SORL | | | | | | | | | | | | |
| Recliner (w/ Laminate Side Articulating Tablet) - Contrast | | | | | | | | | | | | |
| • 1 = Back and arms (Fabric Contrast 1) C.O.M. = 4.5 yd | | | | | | | | | | | | |
| • 2 = Seat (Fabric Contrast 2) C.O.M. = 1.5 yd | | | | | | | | | | | | |
| | | | | | | | | | | | | |
| SORL | Left facing | 5.5 yd | SR/NC/LFRT/LT | □□□□ | | □□□□ | □□□ | □□□ | □□□ | □□□ | □□□ | |
| | Right facing | 5.5 yd | SR/NC/RFRT/LT | □□□□ | | □□□□ | □□□ | □□□ | □□□ | □□□ | □□□ | |
| Recliner (w/ Laminate Top Articulating Tablet) - Non-contrast | | | | | | | | | | | | |
|  | Left facing | | SR/FC/LFRT/LT | □□□□ | □□□□ | □□□□ | □□□ | □□□ | □□□ | □□□ | □□□ | |
| | Right facing | | SR/FC/RFRT/LT | □□□□ | □□□□ | □□□□ | □□□ | □□□ | □□□ | □□□ | □□□ | |
| | | | | | | | | | | | | |
| | | | | | | | | | | | | |
| | | | | | | | | | | | | |
| | | | | | | | | | | | | |
| | | | | | | | | | | | | |
| SORL | | | | | | | | | | | | |
| Recliner (w/ Laminate Top Articulating Tablet) - Contrast | | | | | | | | | | | | |
| • 1 = Back and arms (Fabric Contrast 1) C.O.M. = 4.5 yd | | | | | | | | | | | | |
| • 2 = Seat (Fabric Contrast 2) C.O.M. = 1.5 yd | | | | | | | | | | | | |
| | | | | | | | | | | | | |
| | | | | | | | | | | | | |
| | | | | | | | | | | | | |
| | | | | | | | | | | | | |
| | | | | | | | | | | | | |
| | | | | | | | | | | | | |
| | | | | | | | | | | | | |
| | | | | | | | | | | | | |
| | | | | | | | | | | | | |
| | | | | | | | | | | | | |
| | | | | | | | | | | | | |
| | | | | | | | | | | | | |
| | | | | | | | | | | | | |
| | | | | | | | | | | | | |
| | | | | | | | | | | | | |
| | | | | | | | | | | | | |
| | | | | | | | | | | | | |
| | | | | | | | | | | | | |
| | | | | | | | | | | | | |
| | | | | | | | | | | | | |
| | | | | | | | | | | | | |
| | | | | | | | | | | | | |
| | | | | | | | | | | | | |
| | | | | | | | | | | | | |
| | | | | | | | | | | | | |
| | | | | | | | | | | | | |
| | | | | | | | | | | | | |
| | | | | | | | | | | | | |
| | | | | | | | | | | | | |
| | | | | | | | | | | | | |
| | | | | | | | | | | | | |
| | | | | | | | | | | | | |
| | | | | | | | | | | | | |
| | | | | | | | | | | | | |
| | | | | | | | | | | | | |
| | | | | | | | | | | | | |
| | | | | | | | | | | | | |
| | | | | | | | | | | | | |
| | | | | | | | | | | | | |
| | | | | | | | | | | | | |
| | | | | | | | | | | | | |
| | | | | | | | | | | | | |
| | | | | | | | | | | | | |
| | | | | | | | | | | | | |
| | | | | | | | | | | | | |
| | | | | | | | | | | | | |
| | | | | | | | | | | | | |
| | | | | | | | | | | | | |
| | | | | | | | | | | | | |
| | | | | | | | | | | | | |
| | | | | | | | | | | | | |
| | | | | | | | | | | | | |
| | | | | | | | | | | | | |
| | | | | | | | | | | | | |
| | | | | | | | | | | | | |
| | | | | | | | | | | | | |
| | | | | | | | | | | | | |
| | | | | | | | | | | | | |
| | | | | | | | | | | | | |
| | | | | | | | | | | | </ | |

A

B

C

D

E

F

G

H

I

HOW TO ORDER

Indicate the following information on order form:

- Quantity of each item.
- Model number, including options. See "How To Build a Model Number".
- Any special service required.

Note: • The □ indicates that a choice is required.

- The absence of the □ indicates that no choice is required.
- Alpha-numeric characters in place of □ indicate that no other alternatives are available.

HOW TO BUILD A MODEL NUMBER

A Select basic model.

B Select non-contrast or fabric contrast 1.
Refer to color addendum at ki.com or KI Fabrics & Finishes binder.

C Select fabric contrast 2.
Refer to color addendum at ki.com or KI Fabrics & Finishes binder.

D Select I.V. pole (facing).
NS - No pole
LFFIV - Left front facing; add \$289
LRFIV - Left facing-rear; add \$289
RFFIV - Right facing-front; add \$289
RRFIV - Right facing-rear; add \$289
 If top articulating table is specified, table, I.V. pole and/or catheter bag attachment must all be specified in unique locations.

E Select catheter bag attachment.
(specified facing chair)
NCA - No catheter attachment

LFCA - Left front facing; add \$46
LRCA - Left facing-rear; add \$46
RFCA - Right facing-front; add \$46
RRCA - Right facing-rear; add \$46

If top articulating table is specified, table, I.V. pole and/or catheter bag attachment must all be specified in unique locations.

F Select magazine rack.
NMR - No rack
LFM - Left side rack; add \$193
RFM - Right side rack; add \$193
 Magazine rack fabric will match arm fabric selection (Fabric Contrast 1).
 C.O.M. = .5 yd

G Select arm option.
WAC - Wood armcaps
PAC - Black poly (pair); add \$168

H Select wood finish color.
Refer to color addendum at ki.com or KI Fabrics & Finishes binder.
For Kensington Maple add upcharge.

I Select laminate color.
Refer to color addendum at ki.com or KI Fabrics & Finishes binder.

INFORMATION

Moisture Barrier \$140
TB133 \$295

Kensington Maple Upcharge
Kensington Maple requires extended leadtimes.
Model: Soltice® Recliners \$10



| Approx. Packaged Weight | Grade C.O.M. | Grade C | Grade D | Grade E & C.O.L. | Grade F | Grade G | Grade H | Grade I | Grade J | Grade K | Grade L Leather | Grade M Leather | TB133 add to list price | Moisture Barrier add to list price |
|-------------------------------|-----------------|------------|------------|------------------------|------------|------------|------------|------------|------------|------------|--------------------|--------------------|-------------------------------|---|
| 113.0# | \$ 3083 | \$ 3122 | \$ 3183 | \$ 3261 | \$ 3310 | \$ 3411 | \$ 3511 | \$ 3637 | \$ 3888 | \$ 4141 | \$ 4393 | \$ 4895 | \$ 295 | \$ 140 |
| 113.0# | 3083 | 3122 | 3183 | 3261 | 3310 | 3411 | 3511 | 3637 | 3888 | 4141 | 4393 | 4895 | 295 | 140 |
| 113.0# | \$ 3165 | \$ 3205 | \$ 3265 | \$ 3343 | \$ 3392 | \$ 3492 | \$ 3592 | \$ 3719 | \$ 3970 | \$ 4222 | \$ 4475 | \$ 4979 | \$ 295 | \$ 140 |
| 113.0# | 3165 | 3205 | 3265 | 3343 | 3392 | 3492 | 3592 | 3719 | 3970 | 4222 | 4475 | 4979 | 295 | 140 |
| 113.0# | \$ 3083 | \$ 3122 | \$ 3183 | \$ 3261 | \$ 3310 | \$ 3411 | \$ 3511 | \$ 3637 | \$ 3888 | \$ 4141 | \$ 4393 | \$ 4895 | \$ 295 | \$ 140 |
| 113.0# | 3083 | 3122 | 3183 | 3261 | 3310 | 3411 | 3511 | 3637 | 3888 | 4141 | 4393 | 4895 | 295 | 140 |
| 113.0# | \$ 3165 | \$ 3205 | \$ 3265 | \$ 3343 | \$ 3392 | \$ 3492 | \$ 3592 | \$ 3719 | \$ 3970 | \$ 4222 | \$ 4475 | \$ 4979 | \$ 295 | \$ 140 |
| 113.0# | 3165 | 3205 | 3265 | 3343 | 3392 | 3492 | 3592 | 3719 | 3970 | 4222 | 4475 | 4979 | 295 | 140 |

Options

Additional options may be ordered.
Add /xx to the end of the model number and upcharge.

Trendelenberg
/TM and \$160

Monitor Arm
/LFMA - Left facing and \$687
/RFMA - Right facing and \$687

If monitor arm is selected, a tablet on same side cannot be selected.

C.O.M. Requirements

C.O.M. yardage requirements listed above are based on plain goods 54" wide. If less than 54" wide or fabrics requiring matching (stripes, plaids, prints, large patterns), additional yardage will be needed. Consult C.O.M. matrix on the Ordering C.O.M. and C.O.L. page for additional yardage needed. For C.O.M. fabric sent to KI-High Point on multiple rolls, add an additional yard of

fabric per roll to the yardage requirements.

C.O.L. Requirements

Figure 18 sq. ft. of leather (C.O.L.) for each yard shown (i.e., 4.75 x 18 = 85.5 sq. ft.).

Contrasting Upholstery

When contrasting fabric is chosen, price at highest in-grade.

Minimum Fabric/Leather Quantity

Minimum order for fabric is 1 yard. Minimum order for leather is 1 hide (approximately 50 sq. ft.).

California TB133 Fire Safety Code

The above seating products can be manufactured using the appropriate flame-retardant materials and fabric selections for compliance to California Technical Bulletin 133. Add "FR" to end of model number and add upcharge. Please contact KI customer service for fabric compliance. Not available with moisture barrier. Nano-Tex treatments

can be used when TB133 is required.

Construction

Frame constructed of kiln-dried lumber and laminated hardwood plywood. Exposed wood components finished with catalyzed varnish (specify finish when ordering). Tight seat constructed with universal 7.5-gauge sinuous wire springs. Tight back sprung with stretch strap webbing stapled into position. Multiple densities of polyurethane foam covered with a layer of .75 super soft foam. Seats, backs and arms are field replaceable. Mechanism chassis is of 2" x 1" 14-gauge rectangular steel tube frame welded at all member connection and powder coated to seal frame.

Options

SR cannot be manufactured without casters and pushbar.

Pushbar standard.

SPECIAL SERVICES

Special Carton Marking

With specially marked information N/C

Shipping

Shipped **assembled freight prepaid f.o.b. High Point, North Carolina 27263** factory. Freight class #250.

Specifications and prices are subject to change without prior notice.

Kensington Maple Upcharge
Kensington Maple requires extended leadtimes.
Model: Soltice® Recliners \$10



| Approx. Packaged Weight | Grade C.O.M. | Grade C | Grade D | Grade E & C.O.L. | Grade F | Grade G | Grade H | Grade I | Grade J | Grade K | Grade L Leather | Grade M Leather | TB133 add to list price | Moisture Barrier add to list price |
|-------------------------------|-----------------|------------|------------|------------------------|------------|------------|------------|------------|------------|------------|--------------------|--------------------|-------------------------------|---|
| 113.0# | \$ 3083 | \$ 3122 | \$ 3183 | \$ 3261 | \$ 3310 | \$ 3411 | \$ 3511 | \$ 3637 | \$ 3888 | \$ 4141 | \$ 4393 | \$ 4895 | \$ 295 | \$ 140 |
| 113.0# | 3083 | 3122 | 3183 | 3261 | 3310 | 3411 | 3511 | 3637 | 3888 | 4141 | 4393 | 4895 | 295 | 140 |
| 113.0# | \$ 3165 | \$ 3205 | \$ 3265 | \$ 3343 | \$ 3392 | \$ 3492 | \$ 3592 | \$ 3719 | \$ 3970 | \$ 4222 | \$ 4475 | \$ 4979 | \$ 295 | \$ 140 |
| 113.0# | 3165 | 3205 | 3265 | 3343 | 3392 | 3492 | 3592 | 3719 | 3970 | 4222 | 4475 | 4979 | 295 | 140 |
| 113.0# | \$ 3083 | \$ 3122 | \$ 3183 | \$ 3261 | \$ 3310 | \$ 3411 | \$ 3511 | \$ 3637 | \$ 3888 | \$ 4141 | \$ 4393 | \$ 4895 | \$ 295 | \$ 140 |
| 113.0# | 3083 | 3122 | 3183 | 3261 | 3310 | 3411 | 3511 | 3637 | 3888 | 4141 | 4393 | 4895 | 295 | 140 |
| 113.0# | \$ 3165 | \$ 3205 | \$ 3265 | \$ 3343 | \$ 3392 | \$ 3492 | \$ 3592 | \$ 3719 | \$ 3970 | \$ 4222 | \$ 4475 | \$ 4979 | \$ 295 | \$ 140 |
| 113.0# | 3165 | 3205 | 3265 | 3343 | 3392 | 3492 | 3592 | 3719 | 3970 | 4222 | 4475 | 4979 | 295 | 140 |

Options

Additional options may be ordered.
Add /xx to the end of the model number and upcharge.

Trendelenberg
/TM and \$160

Monitor Arm
/LFMA - Left facing and \$687
/RFMA - Right facing and \$687

If monitor arm is selected, a tablet on same side cannot be selected.

C.O.M. Requirements

C.O.M. yardage requirements listed above are based on plain goods 54" wide. If less than 54" wide or fabrics requiring matching (stripes, plaids, prints, large patterns), additional yardage will be needed. Consult C.O.M. matrix on the Ordering C.O.M. and C.O.L. page for additional yardage needed. For C.O.M. fabric sent to KI-High Point on multiple rolls, add an additional yard of

fabric per roll to the yardage requirements.

C.O.L. Requirements

Figure 18 sq. ft. of leather (C.O.L.) for each yard shown (i.e., 4.75 x 18 = 85.5 sq. ft.).

Contrasting Upholstery

When contrasting fabric is chosen, price at highest in-grade.

Minimum Fabric/Leather Quantity

Minimum order for fabric is 1 yard. Minimum order for leather is 1 hide (approximately 50 sq. ft.).

California TB133 Fire Safety Code

The above seating products can be manufactured using the appropriate flame-retardant materials and fabric selections for compliance to California Technical Bulletin 133. Add "FR" to end of model number and add upcharge. Please contact KI customer service for fabric compliance. Not available with moisture barrier. Nano-Tex treatments

can be used when TB133 is required.

Construction

Frame constructed of kiln-dried lumber and laminated hardwood plywood. Exposed wood components finished with catalyzed varnish (specify finish when ordering). Tight seat constructed with universal 7.5-gauge sinuous wire springs. Tight back sprung with stretch strap webbing stapled into position. Multiple densities of polyurethane foam covered with a layer of .75 super soft foam. Seats, backs and arms are field replaceable. Mechanism chassis is of 2" x 1" 14-gauge rectangular steel tube frame welded at all member connection and powder coated to seal frame.

Options

SR cannot be manufactured without casters and pushbar.

Pushbar standard.

SPECIAL SERVICES

Special Carton Marking

With specially marked information N/C

Shipping

Shipped **assembled freight prepaid f.o.b. High Point, North Carolina 27263** factory. Freight class #250.

Specifications and prices are subject to change without prior notice.

Soltice®
Recliner Replacement Parts

| | | | MODEL NUMBER | | | | Approx. Packaged Weight Delivered Pricing | |
|-------|--------------------------------------|--------|-----------------|-----------------------------------|----------|-------------|--|--------|
| | | | Basic Model | Non-Contrast or Fabric Contrast 1 | Arm Cap | Wood Finish | | |
| SORP | Replacement Back | 2 yd | SRRBK | □□□□ | | | 8.0# | N/A |
| | | | | | | | | |
| SORP | Replacement Seat Cover Only | 1.5 yd | SRRSC | □□□□ | | | 2.0# | N/A |
| | • Uph. cover | | | | | | | |
| SORP | Replacement Arm | 2.5 yd | SRRCA/LF | □□□□ | □□□ | □□□ | 12.0# | N/A |
| | • Includes armcap | 2.5 yd | SRRCA/RF | □□□□ | □□□ | □□□ | 12.0# | N/A |
| SORP | Replacement Arm Caps | | SRRAC | | □□□ | □□□ | 3.0# | \$ 282 |
| | • Set of 2 | | | | | | | |
| SORP | Replacement Footrest | .5 yd | SRRFT | □□□□ | | | 3.0# | N/A |
| | • Includes hardware | | | | | | | |
| HRDPT | Replacement Med Caster Kit | | RETRO.MEDCASTER | | | | 7.0# | \$ 222 |
| | Includes: | | | | | | | |
| | • (2) Med caster locking casters | | | | | | | |
| | • (2) Med caster non-locking casters | | | | | | | |
| | • (8) Hex nuts, (4) lock washers | | | | | | | |
| | • (1) Small tube of Loc-Tite | | | | | | | |
| | | | A | B | C | D | | |

HOW TO ORDER

Indicate the following information on order form:

- Quantity of each item.
- Model number, including options. See “How To Build a Model Number”.
- Any special service required.

Note:

- The □ indicates that a choice is required.
- The absence of the □ indicates that no choice is required.
- Alpha-numeric characters in place of □ indicate that no other alternatives are available.

HOW TO BUILD A MODEL NUMBER

- A** Select basic model.
- B** Select non-contrast or fabric contrast 1. Refer to color addendum at [ki.com](#) or KI Fabrics & Finishes binder.
- C** Select arm option.

| | |
|------------|--------------------------------|
| WAC | - Wood (standard) |
| PAC | - Black poly (pair); add \$168 |
- D** Select wood finish color. Refer to color addendum at [ki.com](#) or KI Fabrics & Finishes binder. For Kensington Maple add upcharge.

KENSINGTON MAPLE UPCHARGE

Kensington Maple requires extended leadtimes.

| | |
|-------|----------------|
| Model | |
| SRRCA | \$23 (per arm) |
| SRRAC | \$23 |

INFORMATION

C.O.M. Requirements
C.O.M. yardage requirements listed above are based on plain goods 54" wide. If less than 54" wide or fabrics requiring matching (stripes, plaids, prints, large patterns), additional yardage will be needed. Consult C.O.M. matrix on the Ordering C.O.M. and C.O.L. page for additional yardage needed. For C.O.M. fabric sent to KI-High Point on multiple rolls, add an additional yard of fabric per roll to the yardage requirements.

C.O.L. Requirements
Figure 18 sq. ft. of leather (C.O.L.) for each yard shown (i.e., 4.75 x 18 = 85.5 sq. ft.).

Contrasting Upholstery
When contrasting fabric is chosen, price at highest in-grade.

California TB133 Fire Safety Code
The above seating products can be manufactured using the appropriate flame-



| Grade C.O.M. | Grade C | Grade D | Grade E & C.O.L. | Grade F | Grade G | Grade H | Grade I | Grade J | Grade K | Grade L Leather | Grade M Leather | TB133 add to list price | Moisture Barrier add to list price |
|-----------------|------------|------------|------------------------|------------|------------|------------|------------|------------|------------|--------------------|--------------------|-------------------------------|---|
| \$ 854 | \$ 869 | \$ 891 | \$ 919 | \$ 936 | \$ 974 | \$ 1010 | \$ 1056 | \$ 1148 | \$ 1239 | \$ 1330 | \$ 1514 | \$ 128 | \$ 105 |
| \$ 386 | \$ 396 | \$ 412 | \$ 435 | \$ 447 | \$ 474 | \$ 502 | \$ 537 | \$ 605 | \$ 673 | \$ 743 | \$ 879 | \$ 105 | \$ 87 |
| \$ 597 | \$ 614 | \$ 644 | \$ 676 | \$ 700 | \$ 745 | \$ 791 | \$ 848 | \$ 961 | \$ 1077 | \$ 1190 | \$ 1422 | \$ 152 | \$ 128 |
| 597 | 614 | 644 | 676 | 700 | 745 | 791 | 848 | 961 | 1077 | 1190 | 1422 | 152 | 128 |
| | | | | | | | | | | | | N/A | N/A |
| \$ 240 | \$ 243 | \$ 248 | \$ 255 | \$ 261 | \$ 270 | \$ 278 | \$ 290 | \$ 314 | \$ 335 | \$ 358 | \$ 404 | \$ 70 | \$ 58 |
| | | | | | | | | | | | | N/A | N/A |

retardant materials and fabric selections for compliance to California Technical Bulletin 133. Add "FR" to end of model number and add upcharge. Please contact KI customer service for fabric compliance. Not available with moisture barrier. Nano-Tex treatments can be used when TB133 is required.

SPECIAL SERVICES

Special Carton Marking

With specially marked information N/C


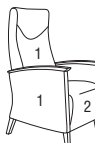

Shipping

Shipped **k.d. freight prepaid f.o.b. High Point, North Carolina 27263** factory. Freight class #70.

Specifications and prices are subject to change without prior notice.

Soltice®

Patient Chair

| | | | | MODEL NUMBER | | | | | | | |
|---|---|--------------|---------|--------------|-----------------------------------|-------------------|-------------|----------|----------|------------------|--|
| | | | | Basic Model | Non-Contrast or Fabric Contrast 1 | Fabric Contrast 2 | Wood Finish | Arm Cap | TB133 | Moisture Barrier | |
| MODEL | Features | COM | | | | | | | | | |
|  | Patient Chair (Open Arm) | Non-contrast | 3.5 yd | SOP/NC | □□□□ | | □□□ | □□□ | □□□ | □□□ | |
| | • 1 = Back (Fabric Contrast 1) C.O.M. = 2.25 yd | Contrast | | SOP/FC | □□□□ | □□□□ | □□□ | □□□ | □□□ | □□□ | |
| | • 2 = Seat (Fabric Contrast 2) C.O.M. = 1.5 yd | | | | | | | | | | |
| | | | | | | | | | | | |
| SOPC | | | | | | | | | | | |
|  | Patient Chair (Closed Arm) | Non-contrast | 5 yd | SPP/NC | □□□□ | | □□□ | □□□ | □□□ | □□□ | |
| | • 1 = Back and arms (Fabric Contrast 1) C.O.M. = 4 yd | Contrast | | SPP/FC | □□□□ | □□□□ | □□□ | □□□ | □□□ | □□□ | |
| | • 2 = Seat (Fabric Contrast 2) C.O.M. = 1.5 yd | | | | | | | | | | |
| | | | | | | | | | | | |
| SOPC | | | | | | | | | | | |
|  | Motion Patient Chair (Closed Arm) | Non-contrast | 3.75 yd | SPX/NC | □□□□ | | □□□ | □□□ | □□□ | □□□ | |
| | • 1 = Back and arms (Fabric Contrast 1) C.O.M. = 3.5 yd | Contrast | | SPX/FC | □□□□ | □□□□ | □□□ | □□□ | □□□ | □□□ | |
| | • 2 = Seat (Fabric Contrast 2) C.O.M. = 1.5 yd | | | | | | | | | | |
| | | | | | | | | | | | |
| SMPC | | | | | | | | | | | |
| | | | | A | B | C | D | E | F | G | |

HOW TO ORDER

Indicate the following information on order form:

- Quantity of each item.
- Model number, including options. See "How To Build a Model Number".
- Any special service required.

Note: • The □ indicates that a choice is required.

- The absence of the □ indicates that no choice is required.
- Alpha-numeric characters in place of □ indicate that no other alternatives are available.

HOW TO BUILD A MODEL NUMBER

A Select basic model.

B Select non-contrast or fabric contrast 1.
Refer to color addendum at ki.com or KI Fabrics & Finishes binder.

C Select fabric contrast 2.
Refer to color addendum at ki.com or KI Fabrics & Finishes binder.

D Select wood finish color.
Refer to color addendum at ki.com or KI Fabrics & Finishes binder.
For Kensington Maple add upcharge.

E Select arm option.
WAC - Wood armcaps
PAC - Black poly (pair); add \$147

F Select TB133.
NFR - No TB133 fire retardant
FR - Fire retardant
See pricing column for TB133 upcharge.

G Select moisture barrier.

NMB - No moisture barrier
MB - Moisture barrier

See pricing column for moisture barrier upcharge.

KENSINGTON MAPLE UPCHARGE

Kensington Maple requires extended leadtimes.

| | |
|--------|------|
| Model | |
| SOP/NC | \$81 |
| SOP/FC | \$81 |
| SPP/NC | \$75 |
| SPP/FC | \$75 |
| SPX/NC | \$35 |
| SPX/FC | \$35 |



| Approx. Packaged Weight | Grade C.O.M. | Grade C | Grade D | Grade E & C.O.L. | Grade F | Grade G | Grade H | Grade I | Grade J | Grade K | Grade L Leather | Grade M Leather | TB133 add to list price | Moisture Barrier add to list price |
|-------------------------------|-----------------|------------|------------|------------------------|------------|------------|------------|------------|------------|------------|--------------------|--------------------|-------------------------------|---|
| 80.0# | \$ 1686 | \$ 1711 | \$ 1747 | \$ 1792 | \$ 1822 | \$ 1881 | \$ 1940 | \$ 2015 | \$ 2164 | \$ 2312 | \$ 2462 | \$ 2758 | \$ 167 | \$ 67 |
| 80.0# | 1742 | 1765 | 1800 | 1845 | 1877 | 1934 | 1995 | 2069 | 2217 | 2367 | 2515 | 2812 | 167 | 67 |
| 84.0# | \$ 1892 | \$ 1925 | \$ 1976 | \$ 2037 | \$ 2077 | \$ 2160 | \$ 2241 | \$ 2346 | \$ 2552 | \$ 2757 | \$ 2963 | \$ 3375 | \$ 269 | \$ 116 |
| 84.0# | 1948 | 1978 | 2031 | 2092 | 2132 | 2214 | 2296 | 2399 | 2605 | 2811 | 3017 | 3429 | 269 | 116 |
| 89.0# | \$ 2415 | \$ 2440 | \$ 2483 | \$ 2535 | \$ 2566 | \$ 2638 | \$ 2707 | \$ 2793 | \$ 2962 | \$ 3134 | \$ 3307 | \$ 3650 | \$ 269 | \$ 116 |
| 89.0# | 2469 | 2495 | 2538 | 2589 | 2624 | 2692 | 2761 | 2846 | 3016 | 3189 | 3361 | 3705 | 269 | 116 |

INFORMATION

C.O.M. Requirements

C.O.M. yardage requirements listed above are based on plain goods 54" wide. If less than 54" wide or fabrics requiring matching (stripes, plaids, prints, large patterns), additional yardage will be needed. Consult C.O.M. matrix on the Ordering C.O.M. and C.O.L. page for additional yardage needed. For C.O.M. fabric sent to KI-High Point on multiple rolls, add an additional yard of fabric per roll to the yardage requirements.

C.O.L. Requirements

Figure 18 sq. ft. of leather (C.O.L.) for each yard shown (i.e., 4.75 x 18 = 85.5 sq. ft.).

Contrasting Upholstery

When contrasting fabric is chosen, price at highest in-grade.

Minimum Fabric/Leather Quantity

Minimum order for fabric is 1 yard. Minimum order for leather is 1 hide (approx-

mately 50 sq. ft.).

Moisture Barrier

Moisture barrier is applied underneath the fabric cover as a means of protecting the foam. Not available with TB133

California TB133 Fire Safety Code

The above seating products can be manufactured using the appropriate flame-retardant materials and fabric selections for compliance to California Technical Bulletin 133. Add "FR" to end of model number and add upcharge. Please contact KI customer service for fabric compliance. Not available with moisture barrier. Nano-Tex treatments can be used when TB133 is required.

SPECIAL SERVICES

Special Carton Marking

With specially marked information N/C

Shipping

Shipped **assembled unless replacement parts which ship k.d. freight prepaid High Point, North Carolina 27263** factory. Freight class #250.

Specifications and prices are subject to change without prior notice.

Soltice®
Patient Chair Replacement Parts

| | | | MODEL NUMBER | | | | | | Approx. Packaged Weight |
|-------|---------------------------------------|--------------|----------------|--|----------------|------------|----------|---------------------|-------------------------------|
| | | | Basic Model | Non-Contrast or Fabric Contrast 1 | Wood Finish | Arm Cap | TB133 | Moisture Barrier | |
| MODEL | COM | | | | | | | | |
| SORP | Patient Chair Replacement Back | 2.25 yd | SRPBK | □□□□ | | | □□□ | □□□ | 8.0# |
| | | | | | | | | | |
| SORP | Patient Chair Replacement Seat | 1.5 yd | SRPST | □□□□ | | | □□□ | □□□ | 15.0# |
| | | | | | | | | | |
| SORP | Patient Chair Replacement Open Arm | | SRPOA/LF | | □□□ | □□□ | | | 10.0# |
| | • Includes armcap | | SRPOA/RF | | □□□ | □□□ | | | 10.0# |
| SORP | Patient Chair Replacement Closed Arm | 2 yd per arm | SRPCA/LF | □□□□ | □□□ | □□□ | □□□ | □□□ | 12.0# |
| | • Includes armcap | 2 yd per arm | SRPCA/RF | □□□□ | □□□ | □□□ | □□□ | □□□ | 12.0# |
| SORP | Patient Chair Replacement Armcaps | | SRPAC | | □□□ | □□□ | | | 3.0# |
| | • Set of 2 | | | | | | | | |
| SORP | Motion Patient Chair Replacement Back | 2 yd | SRMBK | □□□□ | | | □□□ | □□□ | 8.0# |
| | | | | | | | | | |
| SORP | Motion Patient Chair Replacement Seat | 1.5 yd | SRMST | □□□□ | | | □□□ | □□□ | 3.0# |
| | • Uph. cover only | | | | | | | | |
| SORP | Motion Patient Chair Replacement Arm | 2.5 yd | SRMCA/LF | □□□□ | □□□ | □□□ | □□□ | □□□ | 12.0# |
| | • Includes armcap | 2.5 yd | SRMCA/RF | □□□□ | □□□ | □□□ | □□□ | □□□ | 12.0# |
| | | | A | B | C | D | E | F | |

HOW TO ORDER

Indicate the following information on order form:

- Quantity of each item.
- Model number, including options. See “How To Build a Model Number”.
- Any special service required.

Note:

- The □ indicates that a choice is required.
- The absence of the □ indicates that no choice is required.
- Alpha-numeric characters in place of □ indicate that no other alternatives are available.

HOW TO BUILD A MODEL NUMBER

See pricing column for moisture barrier upcharge.

- A** Select basic model.
- B** Select non-contrast or fabric contrast 1.
Refer to color addendum at [ki.com](#) or KI Fabrics & Finishes binder.
- C** Select wood finish color.
Refer to color addendum at [ki.com](#) or KI Fabrics & Finishes binder.
For Kensington Maple add upcharge.
- D** Select arm option.

WAC

- Wood (standard)

PAC

- Black poly (pair); add \$147
- E** Select TB133.

NFR

- No TB133 fire retardant

FR

- Fire retardant

See pricing column for TB133 upcharge.
- F** Select moisture barrier.

NMB

- No moisture barrier

MB

- Moisture barrier

KENSINGTON MAPLE UPCHARGE

Kensington Maple requires extended leadtimes.

Model

| | |
|---------------|-------------|
| SRPOA/(FR/LF) | \$42 |
| SRPCA/(RF/LF) | \$10 |
| SRPAC | \$10 (each) |
| SRMCA/(RF/LF) | \$10 (each) |



| Delivered Pricing | Grade C.O.M. | Grade C | Grade D | Grade E & C.O.L. | Grade F | Grade G | Grade H | Grade I | Grade J | Grade K | Grade L Leather | Grade M Leather | TB133 add to list price | Moisture Barrier add to list price |
|-------------------|--------------|---------|---------|------------------|---------|---------|---------|---------|---------|---------|-----------------|-----------------|-------------------------|------------------------------------|
| N/A | \$ 755 | \$ 768 | \$ 792 | \$ 819 | \$ 837 | \$ 874 | \$ 910 | \$ 956 | \$ 1048 | \$ 1140 | \$ 1230 | \$ 1413 | \$ 89 | \$ 39 |
| N/A | \$ 741 | \$ 751 | \$ 767 | \$ 788 | \$ 800 | \$ 830 | \$ 855 | \$ 890 | \$ 959 | \$ 1029 | \$ 1097 | \$ 1234 | \$ 67 | \$ 30 |
| \$ 463 | | | | | | | | | | | | | N/A | N/A |
| 463 | | | | | | | | | | | | | N/A | N/A |
| N/A | \$ 730 | \$ 745 | \$ 768 | \$ 795 | \$ 814 | \$ 850 | \$ 887 | \$ 932 | \$ 1025 | \$ 1116 | \$ 1207 | \$ 1390 | \$ 56 | \$ 24 |
| N/A | 730 | 745 | 768 | 795 | 814 | 850 | 887 | 932 | 1025 | 1116 | 1207 | 1390 | 56 | 24 |
| \$ 296 | | | | | | | | | | | | | N/A | N/A |
| N/A | \$ 380 | \$ 395 | \$ 417 | \$ 445 | \$ 463 | \$ 498 | \$ 537 | \$ 582 | \$ 673 | \$ 765 | \$ 855 | \$ 1039 | \$ 89 | \$ 39 |
| N/A | \$ 324 | \$ 330 | \$ 343 | \$ 356 | \$ 365 | \$ 383 | \$ 402 | \$ 424 | \$ 469 | \$ 516 | \$ 562 | \$ 654 | \$ 67 | \$ 30 |
| N/A | \$ 730 | \$ 745 | \$ 768 | \$ 795 | \$ 814 | \$ 850 | \$ 887 | \$ 932 | \$ 1025 | \$ 1116 | \$ 1207 | \$ 1390 | \$ 56 | \$ 24 |
| N/A | 730 | 745 | 768 | 795 | 814 | 850 | 887 | 932 | 1025 | 1116 | 1207 | 1390 | 56 | 24 |

INFORMATION

C.O.M. Requirements

C.O.M. yardage requirements listed above are based on plain goods 54" wide. If less than 54" wide or fabrics requiring matching (stripes, plaids, prints, large patterns), additional yardage will be needed. Consult C.O.M. matrix on the Ordering C.O.M. and C.O.L. page for additional yardage needed. For C.O.M. fabric sent to KI-High Point on multiple rolls, add an additional yard of fabric per roll to the yardage requirements.

C.O.L. Requirements

Figure 18 sq. ft. of leather (C.O.L.) for each yard shown (i.e., 4.75 x 18 = 85.5 sq. ft.).

Moisture Barrier

Moisture barrier is applied underneath the fabric cover as a means of protecting the foam. Not available with TB133

California TB133 Fire Safety Code

The above seating products can be

manufactured using the appropriate flame-retardant materials and fabric selections for compliance to California Technical Bulletin 133. Add "FR" to end of model number and add upcharge. Please contact KI customer service for fabric compliance. Not available with moisture barrier. Nano-Tex treatments can be used when TB133 is required.

SPECIAL SERVICES

Special Carton Marking

With specially marked information N/C



Shipping

Shipped **assembled unless replacement parts which ship k.d. freight prepaid High Point, North Carolina 27263** factory. Freight class #70.

Specifications and prices are subject to change without prior notice.

Soltice®

Bariatric

| | | | | MODEL NUMBER | | | | | | | | |
|--|---|--------------|---------|--------------|-----------------------------------|-------------------|-------------|----------|----------|------------------|--|--|
| | MODEL | Features | COM | Basic Model | Non-Contrast or Fabric Contrast 1 | Fabric Contrast 2 | Wood Finish | Arm Cap | TB133 | Moisture Barrier | | |
|  | Bariatric Chair (Open Arm) • 1 = Back (Fabric Contrast 1) C.O.M. = 2.25 yd • 2 = Seat (Fabric Contrast 2) C.O.M. = 2.5 yd | Non-contrast | 4.75 yd | SOCL/NC | □□□□ | | □□□ | □□□ | □□□ | □□□ | | |
| | | Contrast | | SOCL/FC | □□□□ | □□□□ | □□□ | □□□ | □□□ | □□□ | | |
| | | | | | | | | | | | | |
| | | | | | | | | | | | | |
| | | | | | | | | | | | | |
| SOBS | | | | | | | | | | | | |
|  | Bariatric Chair (Closed Arm) • 1 = Back and arms (Fabric Contrast 1) C.O.M. = 4.25 yd • 2 = Seat (Fabric Contrast 2) C.O.M. = 2.5 yd | Non-contrast | 6.25 yd | SPCL/NC | □□□□ | | □□□ | □□□ | □□□ | □□□ | | |
| | | Contrast | | SPCL/FC | □□□□ | □□□□ | □□□ | □□□ | □□□ | □□□ | | |
| | | | | | | | | | | | | |
| | | | | | | | | | | | | |
| | | | | | | | | | | | | |
| | | | | A | B | C | D | E | F | G | | |

HOW TO ORDER

Indicate the following information on order form:

- Quantity of each item.
- Model number, including options. See "How To Build a Model Number".
- Any special service required.

Note: • The □ indicates that a choice is required.

- The absence of the □ indicates that no choice is required.
- Alpha-numeric characters in place of □ indicate that no other alternatives are available.

HOW TO BUILD A MODEL NUMBER

A Select basic model.

B Select non-contrast or fabric contrast 1.
Refer to color addendum at ki.com or KI Fabrics & Finishes binder.

C Select fabric contrast 2.
Refer to color addendum at ki.com or KI Fabrics & Finishes binder.

D Select wood finish color.
Refer to color addendum at ki.com or KI Fabrics & Finishes binder.
For Kensington Maple add upcharge.

E Select arm option.
WAC - Wood (standard)
PAC - Black poly (pair); add \$147

F Select TB133.
NFR - No TB133 fire retardant
FR - Fire retardant
See pricing column for TB133 upcharge.

G Select moisture barrier.

NMB - No moisture barrier

MB - Moisture barrier

See pricing column for moisture barrier upcharge.

KENSINGTON MAPLE UPCHARGE

Kensington Maple requires extended leadtimes.

Model

SOCL/NC \$152

SOCL/FC \$152

SPCL/NC \$35

SPCL/FC \$35



| Approx. Packaged Weight | Grade C.O.M. | Grade C | Grade D | Grade E & C.O.L. | Grade F | Grade G | Grade H | Grade I | Grade J | Grade K | Grade L Leather | Grade M Leather | TB133 add to list price | Moisture Barrier add to list price |
|-------------------------------|-----------------|------------|------------|------------------------|------------|------------|------------|------------|------------|------------|--------------------|--------------------|-------------------------------|---|
| 68.0# | \$ 2570 | \$ 2599 | \$ 2641 | \$ 2692 | \$ 2725 | \$ 2796 | \$ 2865 | \$ 2952 | \$ 3121 | \$ 3292 | \$ 3464 | \$ 3807 | \$ 383 | \$ 173 |
| 68.0# | 2628 | 2652 | 2695 | 2748 | 2782 | 2849 | 2918 | 3005 | 3174 | 3347 | 3517 | 3863 | 383 | 173 |
| 68.0# | \$ 2769 | \$ 2809 | \$ 2875 | \$ 2955 | \$ 3007 | \$ 3113 | \$ 3216 | \$ 3348 | \$ 3611 | \$ 3875 | \$ 4137 | \$ 4664 | \$ 458 | \$ 215 |
| 68.0# | 2825 | 2865 | 2929 | 3008 | 3061 | 3166 | 3270 | 3402 | 3666 | 3929 | 4192 | 4720 | 458 | 215 |

INFORMATION

C.O.M. Requirements

C.O.M. yardage requirements listed above are based on plain goods 54" wide. If less than 54" wide or fabrics requiring matching (stripes, plaids, prints, large patterns), additional yardage will be needed. Consult C.O.M. matrix on the Ordering C.O.M. and C.O.L. page for additional yardage needed. For C.O.M. fabric sent to KI-High Point on multiple rolls, add an additional yard of fabric per roll to the yardage requirements.

C.O.L. Requirements

Figure 18 sq. ft. of leather (C.O.L.) for each yard shown (i.e., 4.75 x 18 = 85.5 sq. ft.).

Contrasting Upholstery

When contrasting fabric is chosen, price at highest in-grade.

Minimum Fabric/Leather Quantity

Minimum order for fabric is 1 yard. Minimum order for leather is 1 hide (approx-

mately 50 sq. ft.).

Moisture Barrier

Moisture barrier is applied underneath the fabric cover as a means of protecting the foam. Not available with TB133

California TB133 Fire Safety Code

The above seating products can be manufactured using the appropriate flame-retardant materials and fabric selections for compliance to California Technical Bulletin 133. Add "FR" to end of model number and add upcharge. Please contact KI customer service for fabric compliance. Not available with moisture barrier. Nano-Tex treatments can be used when TB133 is required.

Construction

CONSTRUCTION - LOUNGE & BARIATRIC

Frame Constructed of kiln-dried lumber and laminated hardwood plywood. Exposed wood components finished with catalyzed varnish (specify finish when ordering). Tight

seat constructed with universal 7.5-gauge sinuous wire springs. Tight back sprung with stretch strap webbing stapled into position. Multiple densities of polyurethane foam covered with a layer of .75 super soft foam. Seats, backs and arms are field replaceable.

SPECIAL SERVICES

Special Carton Marking

With specially marked information N/C

Shipping

Shipped **assembled unless replacement parts which ship k.d. freight prepaid High Point, North Carolina 27263** factory. Freight class #250.

Specifications and prices are subject to change without prior notice.

Soltice®

Bariatric Replacement Parts

| | | COM | MODEL NUMBER | | | | | | Approx. Packaged Weight |
|------|---|---------|--------------|-----------------------------------|-------------|---------|-------|------------------|-------------------------|
| | | | Basic Model | Non-Contrast or Fabric Contrast 1 | Wood Finish | Arm Cap | TB133 | Moisture Barrier | |
| SORP | Replacement Back | 2.25 yd | SRBBK | □□□□ | | | □□□ | □□□ | 25.0# |
| | | | | | | | | | |
| SORP | Replacement Seat (Open Arm) | 2.5 yd | SRBST | □□□□ | | | □□□ | □□□ | 35.0# |
| | | | | | | | | | |
| SORP | Replacement Seat (Closed Arm) | 2 yd | SRBSC | □□□□ | □□□ | | □□□ | □□□ | 35.0# |
| | | | | | | | | | |
| SORP | Replacement Arm (Open Arm) • Includes armcap | | SRBOA/LF | | □□□ | □□□ | | | 15.0# |
| | | | SRBOA/RF | | □□□ | □□□ | | | 15.0# |
| SORP | Replacement Arm (Closed Arm) • Includes armcap | 2.5 yd | SRBCA/LF | □□□□ | □□□ | □□□ | □□□ | □□□ | 35.0# |
| | | 2.5 yd | SRBCA/RF | □□□□ | □□□ | □□□ | □□□ | □□□ | 35.0# |
| SORP | Replacement Armcaps • Set of 2 | | SRBAC | | □□□ | □□□ | | | 12.0# |
| | | | | | | | | | |
| | | | A | B | C | D | E | F | |

HOW TO ORDER

Indicate the following information on order form:

1. Quantity of each item.
2. Model number, including options. See “How To Build a Model Number”.
3. Any special service required.

Note:

- The □ indicates that a choice is required.
- The absence of the □ indicates that no choice is required.
- Alpha-numeric characters in place of □ indicate that no other alternatives are available.

HOW TO BUILD A MODEL NUMBER

- A** Select basic model.
- B** Select non-contrast or fabric contrast 1.
Refer to color addendum at [ki.com](#) or KI Fabrics & Finishes binder.
- C** Select wood finish color.
Refer to color addendum at [ki.com](#) or KI Fabrics & Finishes binder.
For Kensington Maple add upcharge.
- D** Select arm option.
- | | |
|-----|--------------------------------|
| WAC | - Wood (standard) |
| PAC | - Black poly (pair); add \$147 |
- E** Select TB133.
- | | |
|-----|---------------------------|
| NFR | - No TB133 fire retardant |
| FR | - Fire retardant |
- See pricing column for TB133 upcharge.
- F** Select moisture barrier.
- | | |
|-----|-----------------------|
| NMB | - No moisture barrier |
| MB | - Moisture barrier |

See pricing column for moisture barrier upcharge.

KENSINGTON MAPLE UPCHARGE

Kensington Maple requires extended leadtimes.

| | |
|---------------|-------------|
| Model | |
| SRBOA/(FR/LF) | \$42 |
| SRBCA/(RF/LF) | \$10 |
| SRBAC | \$10 (each) |



| Delivered Pricing | Grade C.O.M. | Grade C | Grade D | Grade E & C.O.L. | Grade F | Grade G | Grade H | Grade I | Grade J | Grade K | Grade L Leather | Grade M Leather | TB133 add to list price | Moisture Barrier add to list price |
|-------------------|--------------|---------|---------|------------------|---------|---------|---------|---------|---------|---------|-----------------|-----------------|-------------------------|------------------------------------|
| N/A | \$ 805 | \$ 816 | \$ 835 | \$ 859 | \$ 875 | \$ 907 | \$ 938 | \$ 980 | \$ 1058 | \$ 1140 | \$ 1220 | \$ 1381 | \$ 179 | \$ 82 |
| N/A | \$ 945 | \$ 956 | \$ 980 | \$ 1006 | \$ 1027 | \$ 1062 | \$ 1098 | \$ 1144 | \$ 1235 | \$ 1327 | \$ 1418 | \$ 1601 | \$ 179 | \$ 92 |
| N/A | \$ 945 | \$ 956 | \$ 980 | \$ 1006 | \$ 1027 | \$ 1062 | \$ 1098 | \$ 1144 | \$ 1235 | \$ 1327 | \$ 1418 | \$ 1601 | \$ 179 | \$ 92 |
| \$ 434 | | | | | | | | | | | | | N/A | N/A |
| 434 | | | | | | | | | | | | | N/A | N/A |
| N/A | \$ 660 | \$ 676 | \$ 706 | \$ 741 | \$ 763 | \$ 809 | \$ 853 | \$ 912 | \$ 1027 | \$ 1141 | \$ 1254 | \$ 1485 | \$ 211 | \$ 94 |
| N/A | 660 | 676 | 706 | 741 | 763 | 809 | 853 | 912 | 1027 | 1141 | 1254 | 1485 | 211 | 94 |
| \$ 302 | | | | | | | | | | | | | N/A | N/A |

INFORMATION

C.O.M. Requirements

C.O.M. yardage requirements listed above are based on plain goods 54" wide. If less than 54" wide or fabrics requiring matching (stripes, plaids, prints, large patterns), additional yardage will be needed. Consult C.O.M. matrix on the Ordering C.O.M. and C.O.L. page for additional yardage needed. For C.O.M. fabric sent to KI-High Point on multiple rolls, add an additional yard of fabric per roll to the yardage requirements.

C.O.L. Requirements

Figure 18 sq. ft. of leather (C.O.L.) for each yard shown (i.e., 4.75 x 18 = 85.5 sq. ft.).

Contrasting Upholstery

When contrasting fabric is chosen, price at highest in-grade.

Moisture Barrier

Moisture barrier is applied underneath the fabric cover as a means of protecting the

foam. Not available with TB133

California TB133 Fire Safety Code

The above seating products can be manufactured using the appropriate flame-retardant materials and fabric selections for compliance to California Technical Bulletin 133. Add "FR" to end of model number and add upcharge. Please contact KI customer service for fabric compliance. Not available with moisture barrier. Nano-Tex treatments can be used when TB133 is required.

SPECIAL SERVICES

Special Carton Marking

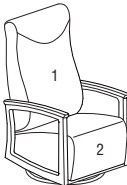
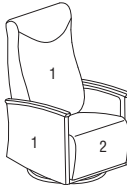
With specially marked information N/C

Shipping

Shipped **assembled unless replacement parts which ship k.d. freight prepaid High Point, North Carolina 27263** factory. Freight class #70.

Specifications and prices are subject to change without prior notice.

Soltice®
Glider

| | | | | MODEL NUMBER | | | | | | | |
|---|---|--------------|--------|--------------|-----------------------------------|-------------------|-------------|----------|----------|------------------|--|
| | | | | Basic Model | Non-Contrast or Fabric Contrast 1 | Fabric Contrast 2 | Wood Finish | Arm Cap | TB133 | Moisture Barrier | |
| MODEL | Features | COM | | | | | | | | | |
|  | Glider (Open Arm) | Non-contrast | 3.5 yd | SOG/NC | □□□□ | | □□□ | □□□ | □□□ | □□□ | |
| | • 1 = Back (Fabric Contrast 1) C.O.M. = 2.25 yd | Contrast | | SOG/FC | □□□□ | □□□□ | □□□ | □□□ | □□□ | □□□ | |
| | • 2 = Seat (Fabric Contrast 2) C.O.M. = 1.5 yd | | | | | | | | | | |
| | | | | | | | | | | | |
| | | | | | | | | | | | |
| SOGL | | | | | | | | | | | |
|  | Glider (Closed Arm) | Non-contrast | 5 yd | SPG/NC | □□□□ | | □□□ | □□□ | □□□ | □□□ | |
| | • 1 = Back and arms (Fabric Contrast 1) C.O.M. = 4 yd | Contrast | | SPG/FC | □□□□ | □□□□ | □□□ | □□□ | □□□ | □□□ | |
| | • 2 = Seat (Fabric Contrast 2) C.O.M. = 1.5 yd | | | | | | | | | | |
| | | | | | | | | | | | |
| | | | | | | | | | | | |
| SOGL | | | | | | | | | | | |
| | | | | A | B | C | D | E | F | G | |

HOW TO ORDER

Indicate the following information on order form:

- Quantity of each item.
- Model number, including options. See “How To Build a Model Number”.
- Any special service required.

Note:

- The □ indicates that a choice is required.
- The absence of the □ indicates that no choice is required.
- Alpha-numeric characters in place of □ indicate that no other alternatives are available.

HOW TO BUILD A MODEL NUMBER

- A** Select basic model.
- B** Select non-contrast or fabric contrast 1.
Refer to color addendum at ki.com or KI Fabrics & Finishes binder.
- C** Select fabric contrast 2.
Refer to color addendum at ki.com or KI Fabrics & Finishes binder.
- D** Select wood finish color.
Refer to color addendum at ki.com or KI Fabrics & Finishes binder.
For Kensington Maple add upcharge.
- E** Select arm option.

WAC

- Wood (standard)

PAC

- Black poly (pair); add \$147
- F** Select TB133.

NFR

- No TB133 fire retardant

FR

- Fire retardant

See pricing column for TB133 upcharge.
- G** Select moisture barrier.

NMB

- No moisture barrier

MB

- Moisture barrier

See pricing column for moisture barrier upcharge.

KENSINGTON MAPLE UPCHARGE

Kensington Maple requires extended leadtimes.

Model

| | |
|--------|------|
| SOG/NC | \$47 |
| SOG/FC | \$47 |
| SPG/NC | \$23 |
| SPG/FC | \$23 |

Specifications and prices are subject to change without prior notice.

Soltice®
Glider Replacement Parts

| | | | MODEL NUMBER | | | | | | Approx. Packaged Weight |
|------|---|---------|----------------|--|----------------|------------|-------|---------------------|-------------------------------|
| | | | Basic Model | Non-Contrast or Fabric Contrast 1 | Wood Finish | Arm Cap | TB133 | Moisture Barrier | |
| SORP | Replacement Back | 2.25 yd | SRGBK | □□□□ | | | □□□ | □□□ | 8.0# |
| | | | | | | | | | |
| SORP | Replacement Seat | 1.5 yd | SRGST | □□□□ | | | □□□ | □□□ | 15.0# |
| | | | | | | | | | |
| SORP | Replacement Arm (Open Arm) • Includes armcap | | SRGOA/LF | | □□□ | □□□ | | | 10.0# |
| | | | SRGOA/RF | | □□□ | □□□ | | | 10.0# |
| SORP | Replacement Arm (Closed Arm) • Includes armcap | 2 yd | SRGCA/LF | □□□□ | □□□ | □□□ | □□□ | □□□ | 12.0# |
| | | 2 yd | SRGCA/RF | □□□□ | □□□ | □□□ | □□□ | □□□ | 12.0# |
| SORP | Replacement Armcaps • Set of 2 | | SRGAC | | □□□ | □□□ | | | 3.0# |
| | | | | | | | | | |
| | | | A | B | C | D | E | F | |

HOW TO ORDER

Indicate the following information on order form:

1. Quantity of each item.
2. Model number, including options. See “How To Build a Model Number”.
3. Any special service required.

Note:

- The □ indicates that a choice is required.
- The absence of the □ indicates that no choice is required.
- Alpha-numeric characters in place of □ indicate that no other alternatives are available.

HOW TO BUILD A MODEL NUMBER

- A** Select basic model.
- B** Select non-contrast or fabric contrast 1.
Refer to color addendum at [ki.com](#) or KI Fabrics & Finishes binder.
- C** Select wood finish color.
Refer to color addendum at [ki.com](#) or KI Fabrics & Finishes binder.
For Kensington Maple add upcharge.
- D** Select arm option.
WAC - Wood (standard)
PAC - Black poly (pair); add \$147
- E** Select TB133.
NFR - No TB133 fire retardant
FR - Fire retardant
See pricing column for TB133 upcharge.
- F** Select moisture barrier.
NMB - No moisture barrier
MB - Moisture barrier

See pricing column for moisture barrier upcharge.

KENSINGTON MAPLE UPCHARGE

Kensington Maple requires extended leadtimes.

| | |
|---------------|------|
| Model | |
| SRGOA/(RF/LF) | \$44 |
| SRGCA/(RF/LF) | \$10 |



| Delivered Pricing | Grade C.O.M. | Grade C | Grade D | Grade E & C.O.L. | Grade F | Grade G | Grade H | Grade I | Grade J | Grade K | Grade L Leather | Grade M Leather | TB133 add to list price | Moisture Barrier add to list price |
|-------------------|--------------|---------|---------|------------------|---------|---------|---------|---------|---------|---------|-----------------|-----------------|-------------------------|------------------------------------|
| N/A | \$ 755 | \$ 768 | \$ 792 | \$ 819 | \$ 837 | \$ 874 | \$ 910 | \$ 956 | \$ 1048 | \$ 1086 | \$ 1230 | \$ 1413 | \$ 53 | \$ 36 |
| N/A | \$ 800 | \$ 812 | \$ 830 | \$ 850 | \$ 865 | \$ 890 | \$ 918 | \$ 953 | \$ 1022 | \$ 1089 | \$ 1160 | \$ 1295 | \$ 40 | \$ 27 |
| \$ 730 | | | | | | | | | | | | | N/A | N/A |
| 730 | | | | | | | | | | | | | N/A | N/A |
| N/A | \$ 730 | \$ 745 | \$ 768 | \$ 795 | \$ 814 | \$ 850 | \$ 887 | \$ 932 | \$ 1025 | \$ 1116 | \$ 1207 | \$ 1390 | \$ 53 | \$ 36 |
| N/A | 730 | 745 | 768 | 795 | 814 | 850 | 887 | 932 | 1025 | 1116 | 1207 | 1390 | 53 | 36 |
| \$ 296 | | | | | | | | | | | | | N/A | N/A |

INFORMATION

C.O.M. Requirements

C.O.M. yardage requirements listed above are based on plain goods 54" wide. If less than 54" wide or fabrics requiring matching (stripes, plaids, prints, large patterns), additional yardage will be needed. Consult C.O.M. matrix on the Ordering C.O.M. and C.O.L. page for additional yardage needed. For C.O.M. fabric sent to KI-High Point on multiple rolls, add an additional yard of fabric per roll to the yardage requirements.

C.O.L. Requirements

Figure 18 sq. ft. of leather (C.O.L.) for each yard shown (i.e., 4.75 x 18 = 85.5 sq. ft.).

Contrasting Upholstery

When contrasting fabric is chosen, price at highest in-grade.

Moisture Barrier

Moisture barrier is applied underneath the fabric cover as a means of protecting the

foam. Not available with TB133

California TB133 Fire Safety Code

The above seating products can be manufactured using the appropriate flame-retardant materials and fabric selections for compliance to California Technical Bulletin 133. Add "FR" to end of model number and add upcharge. Please contact KI customer service for fabric compliance. Not available with moisture barrier. Nano-Tex treatments can be used when TB133 is required.

Construction

Models SOG & SPG Frame constructed of kiln-dried lumber and laminated hardwood plywood. Exposed wood components finished with catalyzed varnish (specify finish when ordering). Tight seats constructed with universal 7.5-gauge sinuous wire springs. Tight back sprung with stretch strap webbing stapled into position. Multiple densities of polyurethane foam covered with a layer of .75 super soft foam. Seats, backs and arms are field replaceable. Metal

ring base glider utilizes full 51 ball bearing race at all glide points for smooth operation.

SPECIAL SERVICES

Special Carton Marking

With specially marked information N/C

Shipping

Shipped **assembled unless replacement parts which ship k.d. freight prepaid High Point, North Carolina 27263** factory. Freight class #175.

Specifications and prices are subject to change without prior notice.

Soltice® 1.5

General Information



Soltice® 1.5 Recliner

| Dimensions | |
|---|---------|
| Overall width | 32-1/8" |
| Overall depth | 35" |
| Overall height | 45" |
| Seat width | 24" |
| Seat depth | 20" |
| Seat height from floor | 20" |
| Arm height at front of arm (highest point) | 25-1/2" |



Caster - Locked Position

SPECIFICATIONS

Complimentary Furniture

The following lounge collections offer complimentary furniture that creates continuity and a cohesive look throughout a facility. These complimentary pieces can be found in other sections of the KI price list.

SOLTICE HEATLHCARE SEATING - Soltice Multiple Seating, Soltice Guest Seating, Soltice Lounge Seating, LaResta Day Bed (FDS/SL).

UPHOLSTERY INFORMATION

C.O.M. Fabric

For C.O.M. fabric sent to KI-High Point on multiple rolls, add an additional yard of fabric per roll to the yardage requirement. Multiple rolls have shorter pieces of fabric on them and do not allow nesting and stacking of the fabric to achieve the best yield as is done with one large roll. This results in yardage shortages and requests

for additional fabric from the client, which can delay an order. For each roll that is sent, one yard needs to be added to one of the rolls, not separately.

Fabric Disclaimer

Fabric will be applied as swatched by the fabric manufacturer. Fabric that is required to be applied differently than is swatched will need a Special Cost Request written specifying the direction the fabric is to be applied. The posted standard lead time will apply to the Special Cost Request.

FINISH INFORMATION

SPECIAL FINISH MATCHES

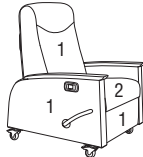
KI can match special finish requests at an upcharge of \$64 List per item, up to 12 or a maximum charge of \$771 List per order per color. Special finish requests must be sent to your KI customer service representative.

Upon receipt from KI, the finishing department will prepare a "strike-off" which will be sent to the customer for approval.

The approval form accompanying the strike-off should be faxed to your KI customer service representative. Upon receipt of the signed approval form, KI will proceed with the order. Disapproved samples may be sent back to KI directly with an explanation of disapproval. A Special Finish Number (SFN) will be assigned to this finish sample for future reference or reorders



Soltice® 1.5
Recliner

| | | | MODEL NUMBER | | | | | | | | Approx. Packaged Weight |
|---|--------------|--------|----------------|--|-------------------------|--------------|-----------------------------|-------------------|------------|----------------|-------------------------------|
| | | | Basic Model | Non-Contrast or Fabric Contrast 1 | Fabric Contrast 2 | I.V. Pole | Catheter Attach- ment | Magazine Pouch | Arm Cap | Wood Finish | |
|  | Features | COM | SR15/NC | □□□□ | | □□□ | □□□ | □□□ | □□□ | □□□ | 150.0# |
| | Non-Contrast | 5.5 yd | SR15/FC | □□□□ | □□□ | □□□ | □□□ | □□□ | □□□ | □□□ | 150.0# |
| | Contrast | | | | | | | | | | |
| | | | | | | | | | | | |
| | | | | | | | | | | | |
| | | | | | | | | | | | |
| | | | | | | | | | | | |
| | | | | | | | | | | | |
| | | | | | | | | | | | |
| | | | | | | | | | | | |
| | | | A | B | C | D | E | F | G | H | |

SORL2

Recliner (Closed Arm)

- 1 = Back and arms (Fabric Contrast 1) C.O.M. = 4.5 yd
- 2 = Seat (Fabric Contrast 2) C.O.M. = 1.5 yd

- SORL2
Recliner (Closed Arm)
- 1 = Back and arms (Fabric Contrast 1) C.O.M. = 4.5 yd
 - 2 = Seat (Fabric Contrast 2) C.O.M. = 1.5 yd

HOW TO ORDER

Indicate the following information on order form:

1. Quantity of each item.
2. Model number, including options. See “How To Build a Model Number”.
3. Any special service required.

Note:

- The ☐ indicates that a choice is required.
- The absence of the ☐ indicates that no choice is required.
- Alpha-numeric characters in place of ☐ indicate that no other alternatives are available.

HOW TO BUILD A MODEL NUMBER

- A** Select basic model.
- B** Select non-contrast or fabric contrast 1.
Refer to color addendum at ki.com or KI Fabrics & Finishes binder.
- C** Select fabric contrast 2.
Refer to color addendum at ki.com or KI Fabrics & Finishes binder.
- D** Select I.V. pole (facing).
NS - No pole
LRFIV - Left facing-rear; add \$303
RFFIV - Right facing-front; add \$303
RRFIV - Right facing-rear; add \$303
If optional magazine pouch is specified, only Left-facing-rear (LRFIV) or No pole (NS) can be specified.
- E** Select catheter bag attachment hook (facing).
LRCA - Left facing-rear; add \$50
RFCA - Right facing-front; add \$50

- RRCA** - Right facing-rear; add \$50
NCA - No catheter attachment
If optional I.V. pole is specified, catheter attachment can not be specified in the same location.
- F** Select magazine pouch.
NMR - No magazine pouch
RFP - Right side pouch; add \$193
Magazine pouch fabric will match arm fabric selection (Fabric Contrast 1).
C.O.M. = .5 yd
- G** Select arm option.
WAC - Wood (standard)
PAC - Black poly (pair); add \$153
- H** Select wood finish color.
Refer to color addendum at ki.com or KI Fabrics & Finishes binder.

INFORMATION

Moisture Barrier \$140

C.O.M. Requirements
C.O.M. yardage requirements listed above are based on plain goods 54" wide. If less than 54" wide or fabrics requiring matching (stripes, plaids, prints, large patterns), additional yardage will be needed. Consult C.O.M. matrix on the Ordering C.O.M. and C.O.L. page for additional yardage needed. For C.O.M. fabric sent to KI-High Point on multiple rolls, add an additional yard of fabric per roll to the yardage requirements.

C.O.L. Requirements
Figure 18 sq. ft. of leather (C.O.L.) for each yard shown (i.e., 4.75 x 18 = 85.5 sq. ft.).

Contrasting Upholstery
When contrasting fabric is chosen, price at highest in-grade.



| Grade C.O.M. | Grade C | Grade D | Grade E & C.O.L. | Grade F | Grade G | Grade H | Grade I | Grade J | Grade K | Grade L Leather | Grade M Leather |
|-----------------|------------|------------|------------------------|------------|------------|------------|------------|------------|------------|--------------------|--------------------|
| \$ 3529 | \$ 3747 | \$ 3813 | \$ 3885 | \$ 3932 | \$ 4027 | \$ 4122 | \$ 4239 | \$ 4478 | \$ 4714 | \$ 4951 | \$ 5427 |
| 3610 | 3828 | 3893 | 3967 | 4013 | 4108 | 4203 | 4322 | 4559 | 4797 | 5033 | 5509 |

Minimum Fabric/Leather Quantity

Minimum order for fabric is 1 yard. Minimum order for leather is 1 hide (approximately 50 sq. ft).

Construction

Wood arms and armcaps (field replaceable) constructed of kiln-dried hardwood. Recliner mechanism constructed of flat and tubular steel bolted to wood arms at 16 locations. Ottoman mechanism constructed of 14-gauge steel mounted to chair frame. Back shell is 1" hardwood plywood (7 ply), glued and stapled. Seat shell is 1" hardwood plywood (7 ply). Cushioning of multiple densities of polyurethane foam. Seat and back are field replaceable. Ottoman is field replaceable. Soft touch ottoman release and push/pull handles.

KENSINGTON MAPLE UPCHARGE

Kensington Maple requires extended leadtimes.

Model

Soltice 1.5 Recliner \$10

SPECIAL SERVICES
Special Carton Marking

With specially marked information N/C

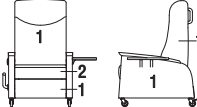
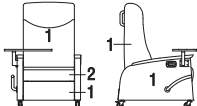
Shipping

Shipped **assembled freight prepaid f.o.b. High Point, North Carolina 27263** factory. Freight class #250.

Specifications and prices are subject to change without prior notice.

Soltice® 1.5

Recliner

| | Features | COM | MODEL NUMBER | | | | | | | | | |
|--|--------------|--------|-----------------|-----------------------------------|-------------------|-----------|---------------------|----------------|---------|-------------|----------------|--|
| | | | Basic Model | Non-Contrast or Fabric Contrast 1 | Fabric Contrast 2 | I.V. Pole | Catheter Attachment | Magazine Pouch | Arm Cap | Wood Finish | Laminate Color | |
| SORL2 Recliner (w/ Laminate Side Articulating Tablet) - Non-contrast | Right facing | 5.5 yd | SR15/NC/RFT/LT | □□□□ | | □□□ | □□□ | □□□ | □□□ | □□□ | □□□ | |
|  | Right facing | | SR15/FC/RFT/LT | □□□□ | □□□ | □□□ | □□□ | □□□ | □□□ | □□□ | □□□ | |
| | | | | | | | | | | | | |
| | | | | | | | | | | | | |
| | | | | | | | | | | | | |
| SORL2 Recliner (w/ Laminate Side Articulating Tablet) - Contrast | | | | | | | | | | | | |
| <ul style="list-style-type: none"> 1 = Back, arms and footrest (Fabric Contrast 1) C.O.M. = 4.5 yd 2 = Seat (Fabric Contrast 2) C.O.M. = 1.75 yd | | | | | | | | | | | | |
| SORL2 Recliner (w/ Laminate Top Articulating Tablet) - Non-contrast | Left facing | 5.5 yd | SR15/NC/LFRT/LT | □□□□ | | □□□ | □□□ | □□□ | □□□ | □□□ | □□□ | |
| | Right facing | 5.5 yd | SR15/NC/RFRT/LT | □□□□ | | □□□ | □□□ | □□□ | □□□ | □□□ | □□□ | |
|  | Left facing | | SR15/FC/LFRT/LT | □□□□ | □□□ | □□□ | □□□ | □□□ | □□□ | □□□ | □□□ | |
| | Right facing | | SR15/FC/RFRT/LT | □□□□ | □□□ | □□□ | □□□ | □□□ | □□□ | □□□ | □□□ | |
| | | | | | | | | | | | | |
| | | | | | | | | | | | | |
| SORL2 Recliner (w/ Laminate Top Articulating Tablet) - Contrast | | | | | | | | | | | | |
| <ul style="list-style-type: none"> 1 = Back, arms and footrest (Fabric Contrast 1) C.O.M. = 4.5 yd 2 = Seat (Fabric Contrast 2) C.O.M. = 1.75 yd | | | | | | | | | | | | |

A

B

C

D

E

F

G

H

I

HOW TO ORDER

Indicate the following information on order form:

- Quantity of each item.
- Model number, including options. See "How To Build a Model Number".
- Any special service required.

Note: • The □ indicates that a choice is required.

- The absence of the □ indicates that no choice is required.
- Alpha-numeric characters in place of □ indicate that no other alternatives are available.

HOW TO BUILD A MODEL NUMBER

A Select basic model.

B Select non-contrast or fabric contrast 1.
Refer to color addendum at ki.com or KI Fabrics & Finishes binder.

C Select fabric contrast 2.
Refer to color addendum at ki.com or KI Fabrics & Finishes binder.

D Select I.V. pole (facing).
NS - No pole
LRFIV - Left facing-rear; add \$303
RFFIV - Right facing-front; add \$303
RRFIV - Right facing-rear; add \$303
 If top articulating table is specified, table, I.V. pole and/or catheter bag attachment must all be specified in unique locations. If optional magazine pouch is specified, only Left-facing-rear (LRFIV) or No pole (NS) can be specified.

Left facing = right-handed when seated

Right facing = left-handed when seated

E Select catheter bag attachment hook (facing).

LRCA - Left facing-rear; add \$50
RFCA - Right facing-front; add \$50
RRCA - Right facing-rear; add \$50
NCA - No catheter attachment

If top articulating table is specified, table, I.V. pole and/or catheter bag attachment must all be specified in unique locations.

F Select magazine pouch.
NMR - No magazine pouch
RFP - Right side pouch; add \$193
 Magazine pouch fabric will match arm fabric selection (Fabric Contrast 1).
 C.O.M. = .5 yd

G Select arm option.
WAC - Wood (standard)
PAC - Black poly (pair); add \$153

H Select wood finish color.
 Refer to color addendum at ki.com or KI

Fabrics & Finishes binder.

I Select laminate color.
 Refer to color addendum at ki.com or KI Fabrics & Finishes binder.



| Approx. Packaged Weight | Grade C.O.M. | Grade C | Grade D | Grade E & C.O.L. | Grade F | Grade G | Grade H | Grade I | Grade J | Grade K | Grade L Leather | Grade M Leather |
|-------------------------------|-----------------|------------|------------|------------------------|------------|------------|------------|------------|------------|------------|--------------------|--------------------|
| 155.0# | \$ 3934 | \$ 4151 | \$ 4218 | \$ 4290 | \$ 4337 | \$ 4432 | \$ 4527 | \$ 4645 | \$ 4884 | \$ 5119 | \$ 5347 | \$ 5831 |
| 155.0# | \$ 4015 | \$ 4233 | \$ 4300 | \$ 4373 | \$ 4420 | \$ 4514 | \$ 4608 | \$ 4736 | \$ 4965 | \$ 5201 | \$ 5439 | \$ 5914 |
| 155.0# | \$ 3934 | \$ 4151 | \$ 4218 | \$ 4290 | \$ 4337 | \$ 4432 | \$ 4527 | \$ 4645 | \$ 4884 | \$ 5119 | \$ 5347 | \$ 5831 |
| 155.0# | 3934 | 4151 | 4218 | 4290 | 4337 | 4432 | 4527 | 4645 | 4884 | 5119 | 5347 | 5831 |
| 155.0# | \$ 4015 | \$ 4233 | \$ 4300 | \$ 4373 | \$ 4420 | \$ 4514 | \$ 4608 | \$ 4736 | \$ 4965 | \$ 5201 | \$ 5439 | \$ 5914 |
| 155.0# | 4015 | 4233 | 4300 | 4373 | 4420 | 4514 | 4608 | 4736 | 4965 | 5201 | 5439 | 5914 |

INFORMATION

Moisture Barrier \$140

C.O.M. Requirements

C.O.M. yardage requirements listed above are based on plain goods 54" wide. If less than 54" wide or fabrics requiring matching (stripes, plaids, prints, large patterns), additional yardage will be needed. Consult C.O.M. matrix on the Ordering C.O.M. and C.O.L. page for additional yardage needed. For C.O.M. fabric sent to KI-High Point on multiple rolls, add an additional yard of fabric per roll to the yardage requirements.

C.O.L. Requirements

Figure 18 sq. ft. of leather (C.O.L.) for each yard shown (i.e., 4.75 x 18 = 85.5 sq. ft.).

Contrasting Upholstery

When contrasting fabric is chosen, price at highest in-grade.

Minimum Fabric/Leather Quantity

Minimum order for fabric is 1 yard. Minimum order for leather is 1 hide (approximately 50 sq. ft.).

Construction

Wood arms and armcaps (field replaceable) constructed of kiln-dried hardwood. Recliner mechanism constructed of flat and tubular steel bolted to wood arms at 16 locations. Ottoman mechanism constructed of 14-gauge steel mounted to chair frame. Back shell is 1" hardwood plywood (7 ply), glued and stapled. Seat shell is 1" hardwood plywood (7 ply). Cushioning of multiple densities of polyurethane foam. Seat and back are field replaceable. Ottoman is field replaceable. Soft touch ottoman release and push/pull handles.

KENSINGTON MAPLE UPCHARGE

Kensington Maple requires extended leadtimes.

Model

Soltice 1.5 Recliner \$10

SPECIAL SERVICES

Special Carton Marking

With specially marked information N/C

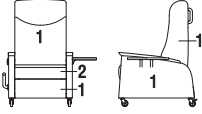
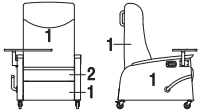
Shipping

Shipped **assembled freight prepaid f.o.b. High Point, North Carolina 27263** factory. Freight class #250.

Specifications and prices are subject to change without prior notice.

Soltice® 1.5

Recliner

| | Features | COM | MODEL NUMBER | | | | | | | | | |
|--|--------------|--------|-----------------|-----------------------------------|-------------------|-----------|---------------------|----------------|----------|-------------|--------------|----------|
| | | | Basic Model | Non-Contrast or Fabric Contrast 1 | Fabric Contrast 2 | I.V. Pole | Catheter Attachment | Magazine Pouch | Arm Cap | Wood Finish | Veneer Color | |
| SORL2 Recliner (w/ Veneer Side Articulating Tablet) - Non-contrast | Right facing | 5.5 yd | SR15/NC/RFT/VT | □□□□ | | □□□ | □□□ | □□□ | □□□ | □□□ | □□□ | |
|  | Right facing | | SR15/FC/RFT/VT | □□□□ | □□□ | □□□ | □□□ | □□□ | □□□ | □□□ | □□□ | |
| | | | | | | | | | | | | |
| SORL2 Recliner (w/ Veneer Side Articulating Tablet) - Contrast | | | | | | | | | | | | |
| <ul style="list-style-type: none"> 1 = Back, arms and footrest (Fabric Contrast 1) C.O.M. = 4.5 yd 2 = Seat (Fabric Contrast 2) C.O.M. = 1.75 yd | | | | | | | | | | | | |
| SORL2 Recliner (w/ Veneer Top Articulating Tablet) - Non-contrast | Left facing | 5.5 yd | SR15/NC/LFRT/VT | □□□□ | | □□□ | □□□ | □□□ | □□□ | □□□ | □□□ | |
| | Right facing | 5.5 yd | SR15/NC/RFRT/VT | □□□□ | | □□□ | □□□ | □□□ | □□□ | □□□ | □□□ | |
|  | Left facing | | SR15/FC/LFRT/VT | □□□□ | □□□ | □□□ | □□□ | □□□ | □□□ | □□□ | □□□ | |
| | Right facing | | SR15/FC/RFRT/VT | □□□□ | □□□ | □□□ | □□□ | □□□ | □□□ | □□□ | □□□ | |
| SORL2 Recliner (w/ Veneer Top Articulating Tablet) - Contrast | | | | | | | | | | | | |
| <ul style="list-style-type: none"> 1 = Back, arms and footrest (Fabric Contrast 1) C.O.M. = 4.5 yd 2 = Seat (Fabric Contrast 2) C.O.M. = 1.75 yd | | | | | | | | | | | | |
| | | | | A | B | C | D | E | F | G | H | I |

HOW TO ORDER

Indicate the following information on order form:

- Quantity of each item.
- Model number, including options. See "How To Build a Model Number".
- Any special service required.

Note: • The □ indicates that a choice is required.

- The absence of the □ indicates that no choice is required.
- Alpha-numeric characters in place of □ indicate that no other alternatives are available.

HOW TO BUILD A MODEL NUMBER

A Select basic model.

B Select non-contrast or fabric contrast 1.
Refer to color addendum at ki.com or KI Fabrics & Finishes binder.

C Select fabric contrast 2.
Refer to color addendum at ki.com or KI Fabrics & Finishes binder.

D Select I.V. pole (facing).
NS - No pole
LRFIV - Left facing-rear; add \$303
RFFIV - Right facing-front; add \$303
RRFIV - Right facing-rear; add \$303
 If top articulating table is specified, table, I.V. pole and/or catheter bag attachment must all be specified in unique locations. If optional magazine pouch is specified, only Left-facing-rear (LRFIV) or No pole (NS) can be specified.

Left facing = right-handed when seated

Right facing = left-handed when seated

E Select catheter bag attachment hook (facing).

LRCA - Left facing-rear; add \$50
RFCA - Right facing-front; add \$50
RRCA - Right facing-rear; add \$50
NCA - No catheter attachment

If top articulating table is specified, table, I.V. pole and/or catheter bag attachment must all be specified in unique locations.

F Select magazine pouch.
NMR - No magazine pouch
RFP - Right side pouch; add \$193
 Magazine pouch fabric will match arm fabric selection (Fabric Contrast 1).
 C.O.M. = .5 yd

G Select arm option.
WAC - Wood (standard)
PAC - Black poly (pair); add \$153

H Select wood finish color.
Refer to color addendum at ki.com or KI

Fabrics & Finishes binder.

I Select veneer color.
Refer to color addendum at ki.com or KI Fabrics & Finishes binder.



| Approx. Packaged Weight | Grade C.O.M. | Grade C | Grade D | Grade E & C.O.L. | Grade F | Grade G | Grade H | Grade I | Grade J | Grade K | Grade L Leather | Grade M Leather |
|-------------------------------|-----------------|------------|------------|------------------------|------------|------------|------------|------------|------------|------------|--------------------|--------------------|
| 155.0# | \$ 3934 | \$ 4151 | \$ 4218 | \$ 4290 | \$ 4337 | \$ 4432 | \$ 4527 | \$ 4645 | \$ 4884 | \$ 5119 | \$ 5347 | \$ 5831 |
| 155.0# | \$ 4015 | \$ 4233 | \$ 4300 | \$ 4373 | \$ 4420 | \$ 4514 | \$ 4608 | \$ 4736 | \$ 4965 | \$ 5201 | \$ 5439 | \$ 5914 |
| 155.0# | \$ 3934 | \$ 4151 | \$ 4218 | \$ 4290 | \$ 4337 | \$ 4432 | \$ 4527 | \$ 4645 | \$ 4884 | \$ 5119 | \$ 5347 | \$ 5831 |
| 155.0# | 3934 | 4151 | 4218 | 4290 | 4337 | 4432 | 4527 | 4645 | 4884 | 5119 | 5347 | 5831 |
| 155.0# | \$ 4015 | \$ 4233 | \$ 4300 | \$ 4373 | \$ 4420 | \$ 4514 | \$ 4608 | \$ 4736 | \$ 4965 | \$ 5201 | \$ 5439 | \$ 5914 |
| 155.0# | 4015 | 4233 | 4300 | 4373 | 4420 | 4514 | 4608 | 4736 | 4965 | 5201 | 5439 | 5914 |

INFORMATION

Moisture Barrier \$140

C.O.M. Requirements

C.O.M. yardage requirements listed above are based on plain goods 54" wide. If less than 54" wide or fabrics requiring matching (stripes, plaids, prints, large patterns), additional yardage will be needed. Consult C.O.M. matrix on the Ordering C.O.M. and C.O.L. page for additional yardage needed. For C.O.M. fabric sent to KI-High Point on multiple rolls, add an additional yard of fabric per roll to the yardage requirements.

C.O.L. Requirements

Figure 18 sq. ft. of leather (C.O.L.) for each yard shown (i.e., 4.75 x 18 = 85.5 sq. ft.).

Contrasting Upholstery

When contrasting fabric is chosen, price at highest in-grade.

Minimum Fabric/Leather Quantity

Minimum order for fabric is 1 yard. Minimum order for leather is 1 hide (approximately 50 sq. ft.).

Construction

Wood arms and armcaps (field replaceable) constructed of kiln-dried hardwood. Recliner mechanism constructed of flat and tubular steel bolted to wood arms at 16 locations. Ottoman mechanism constructed of 14-gauge steel mounted to chair frame. Back shell is 1" hardwood plywood (7 ply), glued and stapled. Seat shell is 1" hardwood plywood (7 ply). Cushioning of multiple densities of polyurethane foam. Seat and back are field replaceable. Ottoman is field replaceable. Soft touch ottoman release and push/pull handles.

KENSINGTON MAPLE UPCHARGE

Kensington Maple requires extended leadtimes.

Model
Soltice 1.5 Recliner \$10

SPECIAL SERVICES

Special Carton Marking

With specially marked information N/C

Shipping

Shipped **assembled freight prepaid f.o.b. High Point, North Carolina 27263** factory. Freight class #250.

Specifications and prices are subject to change without prior notice.

Soltice® II

General Information



Soltice® II Recliner

| Dimensions | |
|--|---------|
| Overall width | 32-1/8" |
| Overall depth | 35" |
| Overall height | 47" |
| Seat width | 24" |
| Seat depth | 20" |
| Seat height from floor | 22" |
| Seat height from footrest | 18-1/2" |
| Arm height at front of arm (highest point) | 27-1/2" |

SPECIFICATIONS

Complimentary Furniture

The following lounge collections offer complimentary furniture that creates continuity and a cohesive look throughout a facility. These complimentary pieces can be found in other sections of the price list.

SOLTICE HEALTHCARE SEATING - Soltice Multiple Seating, Soltice Guest Seating, Soltice Lounge Seating, LaResta Day Bed (FDS/SL)

UPHOLSTERY INFORMATION

C.O.M. Fabric

For C.O.M. fabric sent to KI-High Point on multiple rolls, add an additional yard of fabric per roll to the yardage requirement. Multiple rolls have shorter pieces of fabric on them and do not allow nesting and stacking of the fabric to achieve the best yield as is done with one large roll. This results in yardage shortages and requests for addition

UPHOLSTERY INFORMATION

C.O.M. Fabric

For C.O.M. fabric sent to KI-High Point on multiple rolls, add an additional yard of fabric per roll to the yardage requirement. Multiple rolls have shorter pieces of fabric on them and do not allow nesting and stacking of the fabric to achieve the best yield as is done with one large roll. This results in yardage shortages and requests for additional fabric from the client, which can hold up the order. For each roll that is sent, one yard needs to be added and needs to be added to one of the rolls, not separately.

Fabric Disclaimer

Fabric will be applied as swatched by the fabric manufacturer. Fabric that is required to be applied differently than is swatched will need a Special Cost Request written specifying the direction the fabric is to be applied. The posted standard lead time will apply to the Special Cost Request.

FINISH INFORMATION

SPECIAL FINISH MATCHES

KI can match special finish requests at an upcharge of \$64 List per item, up to 12 or a maximum charge of \$771 List per order per color. Special finish requests must be sent to your KI customer service representative.

Upon receipt from KI, the finishing department will prepare a "strike-off" which will be sent to the customer for approval.

The approval form accompanying the strike-off should be faxed to your KI customer service representative. Upon receipt of the signed approval form, KI will proceed with the order. Disapproved samples may be sent back to KI directly with an explanation of disapproval. A Special Finish Number (SFN) will be assigned to this finish sample for future reference or reorders



SORL2

Recliner (Closed Arm)

- 1 = Back and arms (Fabric Contrast 1) C.O.M. = 4.5 yd
- 2 = Seat (Fabric Contrast 2) C.O.M. = 1.5 yd

C.O.M. yardage requirements listed above are based on plain goods 54" wide. If less than 54" wide or fabrics requiring matching (stripes, plaids, prints, large patterns), additional yardage will be needed. Consult C.O.M. matrix on the Ordering C.O.M. and



| Grade C.O.M. | Grade C | Grade D | Grade E & C.O.L. | Grade F | Grade G | Grade H | Grade I | Grade J | Grade K | Grade L Leather | Grade M Leather |
|-----------------|------------|------------|------------------------|------------|------------|------------|------------|------------|------------|--------------------|--------------------|
| \$ 4421 | \$ 4638 | \$ 4703 | \$ 4776 | \$ 4822 | \$ 4918 | \$ 5011 | \$ 5132 | \$ 5369 | \$ 5606 | \$ 5843 | \$ 6317 |
| 4501 | 4720 | 4784 | 4858 | 4903 | 5000 | 5094 | 5213 | 5449 | 5688 | 5924 | 6398 |

C.O.L. page for additional yardage needed. For C.O.M. fabric sent to KI-High Point on multiple rolls, add an additional yard of fabric per roll to the yardage requirements.

C.O.L. Requirements

Figure 18 sq. ft. of leather (C.O.L.) for each yard shown (i.e., 4.75 x 18 = 85.5 sq. ft.).

Contrasting Upholstery

When contrasting fabric is chosen, price at highest in-grade.

Minimum Fabric/Leather Quantity

Minimum order for fabric is 1 yard. Minimum order for leather is 1 hide (approximately 50 sq. ft.).

Construction

Wood arms and armcaps (field replaceable) constructed of kiln-dried hardwood. Recliner mechanism constructed of flat and tubular steel bolted to wood arms at 16 locations. Ottoman mechanism constructed of 14-gauge steel mounted to chair frame.

Back shell is 1" hardwood plywood (7 ply), glued and stapled. Seat shell is 1" hardwood plywood (7 ply). Cushioning of multiple densities of polyurethane foam. Seat and back are field replaceable. Ottoman is field replaceable. Soft touch ottoman release and push/pull handles. 5" sealed casters engaged with a foot-actuated central locking/braking caster system.

SPECIAL SERVICES

Special Carton Marking

With specially marked information N/C

Shipping

Shipped **assembled freight prepaid f.o.b. High Point, North Carolina 27263** factory. Freight class #250.

Specifications and prices are subject to change without prior notice.

Refer to color addendum at ki.com or KI



| Approx. Packaged Weight | Grade C.O.M. | Grade C | Grade D | Grade E & C.O.L. | Grade F | Grade G | Grade H | Grade I | Grade J | Grade K | Grade L Leather | Grade M Leather |
|-------------------------------|-----------------|------------|------------|------------------------|------------|------------|------------|------------|------------|------------|--------------------|--------------------|
| 155.0# | \$ 4824 | \$ 5044 | \$ 5108 | \$ 5181 | \$ 5226 | \$ 5323 | \$ 5418 | \$ 5537 | \$ 5773 | \$ 6011 | \$ 6248 | \$ 6723 |
| 155.0# | \$ 4905 | \$ 5123 | \$ 5191 | \$ 5263 | \$ 5309 | \$ 5404 | \$ 5498 | \$ 5617 | \$ 5855 | \$ 6093 | \$ 6329 | \$ 6804 |
| 155.0# | \$ 4824 | \$ 5044 | \$ 5108 | \$ 5181 | \$ 5226 | \$ 5323 | \$ 5418 | \$ 5537 | \$ 5773 | \$ 6011 | \$ 6248 | \$ 6723 |
| 155.0# | 4824 | 5044 | 5108 | 5181 | 5226 | 5323 | 5418 | 5537 | 5773 | 6011 | 6248 | 6723 |
| 155.0# | \$ 4905 | \$ 5123 | \$ 5191 | \$ 5263 | \$ 5309 | \$ 5404 | \$ 5498 | \$ 5617 | \$ 5855 | \$ 6093 | \$ 6329 | \$ 6804 |
| 155.0# | 4905 | 5123 | 5191 | 5263 | 5309 | 5404 | 5498 | 5617 | 5855 | 6093 | 6329 | 6804 |

INFORMATION

Moisture Barrier \$140

Kensington Maple Upcharge

Kensington Maple requires extended leadtimes.

Model

Soltice II Recliner \$10

Options

Additional options may be ordered.

Add /xx to the end of the model number and upcharge.

Monitor Arm

/RFMA - Right facing and \$687

Monitor arm is mounted on right facing side of chair. If monitor arm is selected, a right facing tablet cannot be selected.

C.O.M. Requirements

C.O.M. yardage requirements listed above are based on plain goods 54" wide. If less

than 54" wide or fabrics requiring matching (stripes, plaids, prints, large patterns), additional yardage will be needed. Consult C.O.M. matrix on the Ordering C.O.M. and C.O.L. page for additional yardage needed. For C.O.M. fabric sent to KI-High Point on multiple rolls, add an additional yard of fabric per roll to the yardage requirements.

C.O.L. Requirements

Figure 18 sq. ft. of leather (C.O.L.) for each yard shown (i.e., 4.75 x 18 = 85.5 sq. ft.).

Contrasting Upholstery

When contrasting fabric is chosen, price at highest in-grade.

Minimum Fabric/Leather Quantity

Minimum order for fabric is 1 yard. Minimum order for leather is 1 hide (approximately 50 sq. ft.).

Construction

Wood arms and armcaps (field replaceable) constructed of kiln-dried hardwood.

Recliner mechanism constructed of flat and tubular steel bolted to wood arms at 16 locations. Ottoman mechanism constructed of 14-gauge steel mounted to chair frame. Back shell is 1" hardwood plywood (7 ply), glued and stapled. Seat shell is 1" hardwood plywood (7 ply). Cushioning of multiple densities of polyurethane foam. Seat and back are field replaceable. Ottoman is field replaceable. Soft touch ottoman release and push/pull handles. 5" sealed casters engaged with a foot-actuated central locking/braking caster system.

SPECIAL SERVICES

Special Carton Marking

With specially marked information N/C

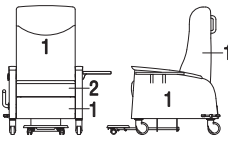
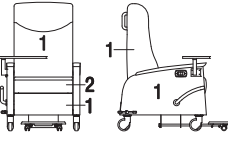
Shipping

Shipped **assembled freight prepaid f.o.b. High Point, North Carolina 27263** factory. Freight class #250.

Specifications and prices are subject to change without prior notice.

Soltice® II

Recliner

| | | | MODEL NUMBER | | | | | | | | | |
|---|---------------------|-----------------|-----------------------------------|-------------------|-----------|---------------------|----------------|---------|-------------|--------------|---|--|
| Features | COM | Basic Model | Non-Contrast or Fabric Contrast 1 | Fabric Contrast 2 | I.V. Pole | Catheter Attachment | Magazine Pouch | Arm Cap | Wood Finish | Veneer Color | | |
| SORL2 Recliner (w/ Veneer Side Articulating Tablet) - Non-contrast | Right facing 5.5 yd | SR11/NC/RFT/VT | □□□□ | | □□□ | □□□ | □□□ | □□□ | □□□ | □□□ | | |
|  | Right facing | SR11/FC/RFT/VT | □□□□ | □□□□ | □□□ | □□□ | □□□ | □□□ | □□□ | □□□ | | |
| | | | | | | | | | | | | |
| | | | | | | | | | | | | |
| | | | | | | | | | | | | |
| SORL2 Recliner (w/ Veneer Side Articulating Tablet) - Contrast | | | | | | | | | | | | |
| <ul style="list-style-type: none">1 = Back, arms and footrest (Fabric Contrast 1) C.O.M. = 4.5 yd2 = Seat (Fabric Contrast 2) C.O.M. = 1.75 yd | | | | | | | | | | | | |
| SORL2 Recliner (w/ Veneer Top Articulating Tablet) - Non-contrast | Left facing 5.5 yd | SR11/NC/LFRT/VT | □□□□ | | □□□ | □□□ | □□□ | □□□ | □□□ | □□□ | | |
| | Right facing 5.5 yd | SR11/NC/RFRT/VT | □□□□ | | □□□ | □□□ | □□□ | □□□ | □□□ | □□□ | | |
|  | Left facing | SR11/FC/LFRT/VT | □□□□ | □□□□ | □□□ | □□□ | □□□ | □□□ | □□□ | □□□ | | |
| | Right facing | SR11/FC/RFRT/VT | □□□□ | □□□□ | □□□ | □□□ | □□□ | □□□ | □□□ | □□□ | | |
| | | | | | | | | | | | | |
| | | | | | | | | | | | | |
| SORL2 Recliner (w/ Veneer Top Articulating Tablet) - Contrast | | | | | | | | | | | | |
| <ul style="list-style-type: none">1 = Back, arms and footrest (Fabric Contrast 1) C.O.M. = 4.5 yd2 = Seat (Fabric Contrast 2) C.O.M. = 1.75 yd | | | | | | | | | | | | |
| | | | A | B | C | D | E | F | G | H | I | |

HOW TO ORDER

Indicate the following information on order form:

- Quantity of each item.
- Model number, including options. See "How To Build a Model Number".
- Any special service required.

Note: • The □ indicates that a choice is required.

- The absence of the □ indicates that no choice is required.
- Alpha-numeric characters in place of □ indicate that no other alternatives are available.

HOW TO BUILD A MODEL NUMBER

A Select basic model.

B Select non-contrast or fabric contrast 1.
Refer to color addendum at ki.com or KI Fabrics & Finishes binder.

C Select fabric contrast 2.
Refer to color addendum at ki.com or KI Fabrics & Finishes binder.

D Select I.V. pole (facing).
NS - No pole
LRFIV - Left facing-rear; add \$303
RFFIV - Right facing-front; add \$303
RRFIV - Right facing-rear; add \$303
 If top articulating table is specified, table, I.V. pole and/or catheter bag attachment must all be specified in unique locations. If optional magazine pouch is specified, only Left-facing-rear (LRFIV) or No pole (NS) can be specified.

Left facing = right-handed when seated

Right facing = left-handed when seated

E Select catheter bag attachment hook (facing).

NCA - No catheter attachment
LRCA - Left facing-rear; add \$50
RFCA - Right facing-front; add \$50
RRCA - Right facing-rear; add \$50

If top articulating table is specified, table, I.V. pole and/or catheter bag attachment must all be specified in unique locations.

F Select magazine pouch.

NMR - No magazine pouch
RFP - Right side pouch; add \$193
 Magazine pouch fabric will match arm fabric selection (Fabric Contrast 1).
 C.O.M. = .5 yd

G Select arm option.

WAC - Wood armcaps
PAC - Black poly (pair); add \$153

H Select wood finish color.

Refer to color addendum at ki.com or KI

Fabrics & Finishes binder.

I Select veneer color.

Refer to color addendum at ki.com or KI Fabrics & Finishes binder.



| Approx. Packaged Weight | Grade C.O.M. | Grade C | Grade D | Grade E & C.O.L. | Grade F | Grade G | Grade H | Grade I | Grade J | Grade K | Grade L Leather | Grade M Leather |
|-------------------------------|-----------------|------------|------------|------------------------|------------|------------|------------|------------|------------|------------|--------------------|--------------------|
| 155.0# | \$ 4824 | \$ 5044 | \$ 5108 | \$ 5181 | \$ 5226 | \$ 5323 | \$ 5418 | \$ 5537 | \$ 5773 | \$ 6011 | \$ 6248 | \$ 6723 |
| 155.0# | \$ 4905 | \$ 5123 | \$ 5191 | \$ 5263 | \$ 5309 | \$ 5404 | \$ 5498 | \$ 5617 | \$ 5855 | \$ 6093 | \$ 6329 | \$ 6804 |
| 155.0# | \$ 4824 | \$ 5044 | \$ 5108 | \$ 5181 | \$ 5226 | \$ 5323 | \$ 5418 | \$ 5537 | \$ 5773 | \$ 6011 | \$ 6248 | \$ 6723 |
| 155.0# | 4824 | 5044 | 5108 | 5181 | 5226 | 5323 | 5418 | 5537 | 5773 | 6011 | 6248 | 6723 |
| 155.0# | \$ 4905 | \$ 5123 | \$ 5191 | \$ 5263 | \$ 5309 | \$ 5404 | \$ 5498 | \$ 5617 | \$ 5855 | \$ 6093 | \$ 6329 | \$ 6804 |
| 155.0# | 4905 | 5123 | 5191 | 5263 | 5309 | 5404 | 5498 | 5617 | 5855 | 6093 | 6329 | 6804 |

INFORMATION

Moisture Barrier \$140

Kensington Maple Upcharge

Kensington Maple requires extended leadtimes.

Model

Soltice II Recliner \$10

Options

Additional options may be ordered.

Add /xx to the end of the model number and upcharge.

Monitor Arm

/RFMA - Right facing and \$687

Monitor arm is mounted on right facing side of chair. If monitor arm is selected, a right facing tablet cannot be selected.

C.O.M. Requirements

C.O.M. yardage requirements listed above are based on plain goods 54" wide. If less

than 54" wide or fabrics requiring matching (stripes, plaids, prints, large patterns), additional yardage will be needed. Consult C.O.M. matrix on the Ordering C.O.M. and C.O.L. page for additional yardage needed. For C.O.M. fabric sent to KI-High Point on multiple rolls, add an additional yard of fabric per roll to the yardage requirements.

C.O.L. Requirements

Figure 18 sq. ft. of leather (C.O.L.) for each yard shown (i.e., 4.75 x 18 = 85.5 sq. ft.).

Contrasting Upholstery

When contrasting fabric is chosen, price at highest in-grade.

Minimum Fabric/Leather Quantity

Minimum order for fabric is 1 yard. Minimum order for leather is 1 hide (approximately 50 sq. ft.).

Construction

Wood arms and armcaps (field replaceable) constructed of kiln-dried hardwood.

Recliner mechanism constructed of flat and tubular steel bolted to wood arms at 16 locations. Ottoman mechanism constructed of 14-gauge steel mounted to chair frame. Back shell is 1" hardwood plywood (7 ply), glued and stapled. Seat shell is 1" hardwood plywood (7 ply). Cushioning of multiple densities of polyurethane foam. Seat and back are field replaceable. Ottoman is field replaceable. Soft touch ottoman release and push/pull handles. 5" sealed casters engaged with a foot-actuated central locking/braking caster system.

SPECIAL SERVICES

Special Carton Marking

With specially marked information N/C

Shipping

Shipped **assembled freight prepaid f.o.b. High Point, North Carolina 27263** factory. Freight class #250.

Specifications and prices are subject to change without prior notice.

Soltice® II

Recliner Replacement Parts

| | | | MODEL NUMBER | | | | | Approx. Packaged Weight Delivered Pricing | |
|-------|-----------------------------------|-------|--------------|-----------------------------------|---------|-------------|------------------|--|--------|
| | | | Basic Model | Non-Contrast or Fabric Contrast 1 | Arm Cap | Wood Finish | Moisture Barrier | | |
| SORP2 | Replacement Back | 2 yd | SRR2BK | □□□□ | | | □□□ | 40.0# | N/A |
| | | | | | | | | | |
| SORP2 | Replacement Seat | 1 yd | SRR2ST | □□□□ | | | □□□ | 5.0# | N/A |
| | | | | | | | | | |
| SORP2 | Replacement Armcaps • Set of 2 | | SRR2AC | | □□□ | □□□ | | 10.0# | \$ 562 |
| | | | | | | | | | |
| SORP2 | Replacement Ottoman | .5 yd | SRR2FT | □□□□ | | | □□□ | 5.0# | N/A |
| | | | | | | | | | |

A **B** **C** **D** **E**

HOW TO ORDER

Indicate the following information on order form:

1. Quantity of each item.
2. Model number, including options. See “How To Build a Model Number”.
3. Any special service required.

Note:

- The □ indicates that a choice is required.
- The absence of the □ indicates that no choice is required.
- Alpha-numeric characters in place of □ indicate that no other alternatives are available.

HOW TO BUILD A MODEL NUMBER

- A** Select basic model.
- B** Select non-contrast or fabric contrast
1. Refer to color addendum at ki.com or KI Fabrics & Finishes binder.
- C** Select arm option.
- | | |
|------------|--------------------------------|
| WAC | - Wood (standard) |
| PAC | - Black poly (pair); add \$153 |
- D** Select wood finish color.
- Refer to color addendum at ki.com or KI Fabrics & Finishes binder.
- E** Select moisture barrier.
- | | |
|------------|-----------------------|
| NMB | - No moisture barrier |
| MB | - Moisture barrier |
- See pricing column for moisture barrier upcharge.



| Grade C.O.M. | Grade C | Grade D | Grade E & C.O.L. | Grade F | Grade G | Grade H | Grade I | Grade J | Grade K | Grade L Leather | Grade M Leather | Moisture Barrier add to list price |
|-----------------|------------|------------|------------------------|------------|------------|------------|------------|------------|------------|--------------------|--------------------|---|
| \$ 906 | \$ 987 | \$ 1009 | \$ 1035 | \$ 1053 | \$ 1088 | \$ 1121 | \$ 1165 | \$ 1252 | \$ 1336 | \$ 1423 | \$ 1597 | \$ 93 |
| \$ 329 | \$ 371 | \$ 380 | \$ 395 | \$ 403 | \$ 420 | \$ 438 | \$ 459 | \$ 502 | \$ 545 | \$ 589 | \$ 674 | \$ 36 |
| | | | | | | | | | | | | N/A |
| \$ 335 | \$ 356 | \$ 362 | \$ 369 | \$ 372 | \$ 380 | \$ 389 | \$ 401 | \$ 422 | \$ 444 | \$ 464 | \$ 508 | \$ 36 |

INFORMATION

C.O.M. Requirements

C.O.M. yardage requirements listed above are based on plain goods 54" wide. If less than 54" wide or fabrics requiring matching (stripes, plaids, prints, large patterns), additional yardage will be needed. Consult C.O.M. matrix on the Ordering C.O.M. and C.O.L. page for additional yardage needed. For C.O.M. fabric sent to KI-High Point on multiple rolls, add an additional yard of fabric per roll to the yardage requirements.

C.O.L. Requirements

Figure 18 sq. ft. of leather (C.O.L.) for each yard shown (i.e., 4.75 x 18 = 85.5 sq. ft.).

Contrasting Upholstery

When contrasting fabric is chosen, price at highest in-grade.

KENSINGTON MAPLE UPCHARGE

Kensington Maple requires extended leadtimes.

Model

Soltice II Recliner \$10

SPECIAL SERVICES

Special Carton Marking

With specially marked information N/C

Shipping

Shipped **assembled freight prepaid f.o.b. High Point, North Carolina 27263** factory. Freight class #150.

Specifications and prices are subject to change without prior notice.

Three®

General Information



Lounge Sleeper

Loveseat Sleeper

Recliner

Bariatric Chair
(Closed Arm)

| General Dimensions | | | | |
|-------------------------|---------|-------------------------|---------|---------|
| Seat width | 27-1/2" | 56" | 25" | 29-1/2" |
| Seat depth | 20" | 20" | 20-3/4" | 19" |
| Seat height | 17" | 17" | 19-3/4" | 19" |
| Arm width | 3-1/2" | 5" | | 2-1/2" |
| Arm height | 26" | 26" | 23-1/2" | 25-1/2" |
| Sleep surface width | 27-1/2" | 27-1/2 LFS/RFS - 56" DS | | 25" |
| Sleep surface depth | 77" | 77" LFS/RFS/DS | | 79" |
| Sleep surface thickness | 3-1/2" | 3-1/2" LFS/RFS/DS | | |
| Overall Dimensions | | | | |
| Width | 35" | 66" | 35-3/4" | 34-1/2" |
| Depth | 36" | 36" | 38-1/4" | 26" |
| Height | 33-1/2" | 33-1/2" | 46-3/4" | 34" |
| Depth in sleep position | 81" | 81" | | |

SPECIFICATIONS

Complimentary Furniture

The following lounge collections offer complimentary furniture that creates continuity and a cohesive look throughout a facility. These complimentary pieces can be found in other sections of the KI price list.

THREE® HEALTHCARE SEATING - Three Multiple Seating, Three Lounge Seating, Three Benches

UPHOLSTERY INFORMATION

C.O.M. Fabric

For C.O.M. fabric sent to KI-High Point on multiple rolls, add an additional yard of fabric per roll to the yardage requirements. Multiple rolls have shorter pieces of fabric on them and do not allow nesting and stacking of the fabric to achieve the best yield as is done with one large roll. This results in yardage shortages and requests for additional fabric from the client, which can hold up

the order. For each roll that is sent, one yard needs to be added and needs to be added to one of the rolls, not separately.

Fabric Disclaimer

Fabric will be applied as swatched by the fabric manufacturer. Fabric that is required to be applied differently than is swatched will need a Special Cost Request written specifying the direction the fabric is to be applied. The posted standard lead time will apply to the Special Cost Request.

FINISH INFORMATION

SPECIAL FINISH MATCHES

KI can match special finish requests at an upcharge of \$64 List per item, up to 12 or a maximum charge of \$771 List per order per color. Special finish requests must be sent to your KI customer service representative.

Upon receipt from KI, the finishing department will prepare a "strike-off" which will be sent to the customer for approval.

The approval form accompanying the strike-off should be faxed to your KI customer service representative. Upon receipt of the signed approval form, KI will proceed with the order. Disapproved samples may be sent back to KI directly with an explanation of disapproval. A Special Finish Number (SFN) will be assigned to this finish sample for future reference or reorders



INFORMATION

Warranty

Refer to KI Terms & Conditions document or
visit ki.com

THRLS

Lounge Sleeper

- 1 = Seat and back (Fabric Contrast 1)
C.O.M. = 3.75 yd
- 2 = Arms and frame (Fabric Contrast 2)
C.O.M. = 5 yd

THRLS

Lounge Sleeper Replacement Seat & Back Cushions

Note:

- The ☐ indicates that a choice is required.
- The absence of the ☐ indicates that no choice is required.
- Alpha-numeric characters in place of ☐ indicate that no other alternatives are available.

- A** Select basic model.
- B** Select non-contrast or fabric contrast 1.
Refer to color addendum at ki.com or KI Fabrics & Finishes binder.
- C** Select fabric contrast 2.
Refer to color addendum at ki.com or KI Fabrics & Finishes binder.
- D** Select pull handle color.
Refer to color addendum at ki.com or KI Fabrics & Finishes binder.
- E** Select wood finish color.
Refer to color addendum at ki.com or KI Fabrics & Finishes binder.
For Kensington Maple add upcharge.
- F** Select casters.

| | |
|-------------|---|
| NCS | - No casters (standard) |
| FRCS | - Front swivel, rear locking; add \$248 |

| | |
|-------------|------|
| Model | |
| TLS/NC | \$16 |
| TLS/FC | \$16 |
| TLSS/LFS/NC | \$47 |
| TLSS/RFS/NC | \$47 |
| TLS/DS/NC | \$47 |
| TLSS/LFS/FC | \$47 |
| TLSS/RFS/FC | \$47 |
| TLSS/DS/FC | \$47 |



| Grade C.O.M. | Grade C | Grade D | Grade E & C.O.L. | Grade F | Grade G | Grade H | Grade I | Grade J | Grade K | Grade L Leather | Grade M Leather | TB133 add to list price | Moisture Barrier add to list price |
|-----------------|------------|------------|------------------------|------------|------------|------------|------------|------------|------------|--------------------|--------------------|-------------------------------|---|
| \$ 3168 | \$ 3227 | \$ 3331 | \$ 3454 | \$ 3536 | \$ 3700 | \$ 3865 | \$ 4070 | \$ 4481 | \$ 4892 | \$ 5313 | \$ 6121 | \$ 365 | \$ 193 |
| 3220 | 3280 | 3383 | 3508 | 3589 | 3754 | 3920 | 4124 | 4536 | 4945 | 5366 | 6174 | 365 | 193 |
| | | | | | | | | | | | | | |
| | | | | | | | | | | | | | |
| | | | | | | | | | | | | | |
| | | | | | | | | | | | | | |
| | | | | | | | | | | | | | |
| \$ 754 | \$ 772 | \$ 811 | \$ 858 | \$ 886 | \$ 947 | \$ 1005 | \$ 1080 | \$ 1229 | \$ 1380 | \$ 1529 | \$ 1829 | \$ 134 | \$ 171 |

INFORMATION

C.O.M. Requirements

C.O.M. yardage requirements listed above are based on plain goods 54" wide. If less than 54" wide or fabrics requiring matching (stripes, plaids, prints, large patterns), additional yardage will be needed. Consult C.O.M. matrix on the Ordering C.O.M. and C.O.L. page for additional yardage needed. For C.O.M. fabric sent to KI-High Point on multiple rolls, add an additional yard of fabric per roll to the yardage requirements.

C.O.L. Requirements

Figure 18 sq. ft. of leather (C.O.L.) for each yard shown (i.e., 4.75 x 18 = 85.5 sq. ft.).

Contrasting Upholstery

When contrasting fabric is chosen, price at highest in-grade.

Minimum Fabric/Leather Quantity

Minimum order for fabric is 1 yard. Minimum order for leather is 1 hide (approx-

mately 50 sq. ft.).

Moisture Barrier

Moisture barrier is applied underneath the fabric cover as a means of protecting the foam. Not available with TB133.

California TB133 Fire Safety Code

The above seating products can be manufactured using the appropriate flame-retardant materials and fabric selections for compliance to California Technical Bulletin 133. Add "FR" to end of model number and add upcharge. Please contact KI customer service for fabric compliance. Not available with moisture barrier. Nano-Tex treatments can be used when TB133 is required.

Construction

Seat and back frame constructed of welded structural steel. Back frame constructed of kiln-dried hardwood and laminated plywood. Arms constructed of kiln-dried hardwood. Cushions are multiple densities of polyurethane foam. Storage compartments

constructed of laminate plywood, black paint standard.

SPECIAL SERVICES

Special Carton Marking

With specially marked information N/C

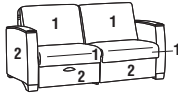

Shipping

Shipped **assembled freight prepaid f.o.b. High Point, North Carolina 27263** factory. Freight class #125.

Specifications and prices are subject to change without prior notice.

Three®

Sleeper

| | | | | MODEL NUMBER | | | | | | | |
|---|--|--------------|-------------|-----------------------------------|-------------------|------------|-------------|----------|------------------|----------|--|
| MODEL | Features | COM | Basic Model | Non-Contrast or Fabric Contrast 1 | Fabric Contrast 2 | Pull Color | Wood Finish | TB133 | Moisture Barrier | | |
|  | Loveseat Sleeper - LFS (Open, Left Side Facing) | Non-contrast | 13 yd | TLSS/LFS/NC | □□□□ | | □□□□ | □□□ | □□□ | □□□ | |
| | | Contrast | | TLSS/LFS/FC | □□□□ | □□□□ | □□□□ | □□□ | □□□ | □□□ | |
| | • 1 = Seat and back (Fabric Contrast 1) C.O.M. = 7.5 yd | | | | | | | | | | |
| | • 2 = Arms and frame (Fabric Contrast 2) C.O.M. = 6 yd | | | | | | | | | | |
| THRLS | | | | | | | | | | | |
|  | Loveseat Sleeper - RFS (Open, Right Side Facing) | Non-contrast | 13 yd | TLSS/RFS/NC | □□□□ | | □□□□ | □□□ | □□□ | □□□ | |
| | | Contrast | | TLSS/RFS/FC | □□□□ | □□□□ | □□□□ | □□□ | □□□ | □□□ | |
| | • 1 = Seat and back (Fabric Contrast 1) C.O.M. = 7.5 yd | | | | | | | | | | |
| | • 2 = Arms and frame (Fabric Contrast 2) C.O.M. = 6 yd | | | | | | | | | | |
| THRLS | | | | | | | | | | | |
| | | | | A | B | C | D | E | F | G | |

HOW TO ORDER

Indicate the following information on order form:

1. Quantity of each item.
2. Model number, including options. See "How To Build a Model Number".
3. Any special service required.

Note: • The □ indicates that a choice is required.

- The absence of the □ indicates that no choice is required.
- Alpha-numeric characters in place of □ indicate that no other alternatives are available.

HOW TO BUILD A MODEL NUMBER

A Select basic model.

B Select non-contrast or fabric contrast 1.
Refer to color addendum at ki.com or KI Fabrics & Finishes binder.

C Select fabric contrast 2.
Refer to color addendum at ki.com or KI Fabrics & Finishes binder.

D Select pull handle color.
Refer to color addendum at ki.com or KI Fabrics & Finishes binder.

E Select wood finish color.
Refer to color addendum at ki.com or KI Fabrics & Finishes binder.
For Kensington Maple add upcharge.

F Select TB133.
NFR - No TB133 fire retardant
FR - Fire retardant
 See pricing column for TB133 upcharge.

G Select moisture barrier.

NMB - No moisture barrier

MB - Moisture barrier

See pricing column for moisture barrier upcharge.

KENSINGTON MAPLE UPCHARGE

Kensington Maple requires extended leadtimes.

| | |
|-------------|------|
| Model | |
| TLN/NC | \$16 |
| TLN/FC | \$16 |
| TLSS/LFS/NC | \$47 |
| TLSS/RFS/NC | \$47 |
| TLN/DS/NC | \$47 |
| TLSS/LFS/FC | \$47 |
| TLSS/RFS/FC | \$47 |
| TLSS/DS/FC | \$47 |



| Approx. Packaged Weight | Grade C.O.M. | Grade C | Grade D | Grade E & C.O.L. | Grade F | Grade G | Grade H | Grade I | Grade J | Grade K | Grade L Leather | Grade M Leather | TB133 add to list price | Moisture Barrier add to list price |
|-------------------------------|-----------------|------------|------------|------------------------|------------|------------|------------|------------|------------|------------|--------------------|--------------------|-------------------------------|---|
| 225.0# | \$ 4824 | \$ 4922 | \$ 5086 | \$ 5280 | \$ 5408 | \$ 5665 | \$ 5926 | \$ 6250 | \$ 6897 | \$ 7547 | \$ 8206 | \$ 9550 | \$ 479 | \$ 289 |
| 225.0# | 4904 | 5002 | 5166 | 5360 | 5489 | 5747 | 6007 | 6330 | 6979 | 7629 | 8286 | 9632 | 479 | 289 |

| | | | | | | | | | | | | | | |
|--------|---------|---------|---------|---------|---------|---------|---------|---------|---------|---------|---------|---------|--------|--------|
| 225.0# | \$ 4824 | \$ 4922 | \$ 5086 | \$ 5280 | \$ 5408 | \$ 5665 | \$ 5926 | \$ 6250 | \$ 6897 | \$ 7547 | \$ 8206 | \$ 9550 | \$ 479 | \$ 289 |
| 225.0# | 4904 | 5002 | 5166 | 5360 | 5489 | 5747 | 6007 | 6330 | 6979 | 7629 | 8286 | 9632 | 479 | 289 |

INFORMATION

C.O.M. Requirements

C.O.M. yardage requirements listed above are based on plain goods 54" wide. If less than 54" wide or fabrics requiring matching (stripes, plaids, prints, large patterns), additional yardage will be needed. Consult C.O.M. matrix on the Ordering C.O.M. and C.O.L. page for additional yardage needed. For C.O.M. fabric sent to KI-High Point on multiple rolls, add an additional yard of fabric per roll to the yardage requirements.

C.O.L. Requirements

Figure 18 sq. ft. of leather (C.O.L.) for each yard shown (i.e., 4.75 x 18 = 85.5 sq. ft.).

Contrasting Upholstery

When contrasting fabric is chosen, price at highest in-grade.

Minimum Fabric/Leather Quantity

Minimum order for fabric is 1 yard. Minimum order for leather is 1 hide (approx-

mately 50 sq. ft.).

Moisture Barrier

Moisture barrier is applied underneath the fabric cover as a means of protecting the foam. Not available with TB133.

California TB133 Fire Safety Code

The above seating products can be manufactured using the appropriate flame-retardant materials and fabric selections for compliance to California Technical Bulletin 133. Add "FR" to end of model number and add upcharge. Please contact KI customer service for fabric compliance. Not available with moisture barrier. Nano-Tex treatments can be used when TB133 is required.

Construction

Seat and back frame constructed of welded structural steel. Back frame constructed of kiln-dried hardwood and laminated plywood. Arms constructed of kiln-dried hardwood. Cushions are multiple densities of polyurethane foam. Storage compartments

constructed of laminate plywood, black paint standard.

Options

Casters are NOT available on TLSS loveseat sleeper.

SPECIAL SERVICES

Special Carton Marking


With specially marked information N/C

Shipping

Shipped **assembled freight prepaid f.o.b. High Point, North Carolina 27263** factory. Freight class #125.

Specifications and prices are subject to change without prior notice.

Three®
Sleeper

| | | | | MODEL NUMBER | | | | | | | | |
|---|--|--------------|-------|--------------|-----------------------------------|-------------------|------------|-------------|-------|------------------|--|--|
| | | | | Basic Model | Non-Contrast or Fabric Contrast 1 | Fabric Contrast 2 | Pull Color | Wood Finish | TB133 | Moisture Barrier | | |
|  THRLS | MODEL | Features | COM | TLSS/DS/NC | □□□□ | | □□□□ | □□□ | □□□ | □□□ | | |
| | Loveseat Sleeper - DS (Open, Both Sides Facing) • 1 = Seat and back (Fabric Contrast 1) C.O.M. = 7.5 yd • 2 = Arms and frame (Fabric Contrast 2) C.O.M. = 6 yd | Non-contrast | 13 yd | TLSS/DS/FC | □□□□ | □□□□ | □□□□ | □□□ | □□□ | □□□ | | |
| | | Contrast | | | | | | | | | | |
| | | | | | | | | | | | | |
| | | | | | | | | | | | | |
| | | | | A | B | C | D | E | F | G | | |

HOW TO ORDER

Indicate the following information on order form:

1. Quantity of each item.
2. Model number, including options. See “How To Build a Model Number”.
3. Any special service required.

Note:

- The □ indicates that a choice is required.
- The absence of the □ indicates that no choice is required.
- Alpha-numeric characters in place of □ indicate that no other alternatives are available.

HOW TO BUILD A MODEL NUMBER

- A** Select basic model.
- B** Select non-contrast or fabric contrast 1.
Refer to color addendum at ki.com or KI Fabrics & Finishes binder.
- C** Select fabric contrast 2.
Refer to color addendum at ki.com or KI Fabrics & Finishes binder.
- D** Select pull handle color.
Refer to color addendum at ki.com or KI Fabrics & Finishes binder.
- E** Select wood finish color.
Refer to color addendum at ki.com or KI Fabrics & Finishes binder.
For Kensington Maple add upcharge.
- F** Select TB133.
NFR - No TB133 fire retardant
FR - Fire retardant
See pricing column for TB133 upcharge.

- G** Select moisture barrier.
- | | |
|-----|-----------------------|
| NMB | - No moisture barrier |
| MB | - Moisture barrier |
- See pricing column for moisture barrier upcharge.

KENSINGTON MAPLE UPCHARGE

Kensington Maple requires extended leadtimes.

| | |
|-------------|------|
| Model | |
| TLS/NC | \$16 |
| TLS/FC | \$16 |
| TLSS/LFS/NC | \$47 |
| TLSS/RFS/NC | \$47 |
| TLS/DS/NC | \$47 |
| TLSS/LFS/FC | \$47 |
| TLSS/RFS/FC | \$47 |
| TLSS/DS/FC | \$47 |



| Approx. Packaged Weight | Grade C.O.M. | Grade C | Grade D | Grade E & C.O.L. | Grade F | Grade G | Grade H | Grade I | Grade J | Grade K | Grade L Leather | Grade M Leather | TB133 add to list price | Moisture Barrier add to list price |
|-------------------------------|-----------------|------------|------------|------------------------|------------|------------|------------|------------|------------|------------|--------------------|--------------------|-------------------------------|---|
| 285.0# | \$ 6121 | \$ 6219 | \$ 6382 | \$ 6576 | \$ 6704 | \$ 6964 | \$ 7224 | \$ 7547 | \$ 8194 | \$ 8842 | \$ 9503 | \$ 10849 | \$ 479 | \$ 289 |
| 285.0# | 6202 | 6300 | 6463 | 6657 | 6784 | 7042 | 7305 | 7629 | 8273 | 8923 | 9585 | 10928 | 479 | 289 |

INFORMATION

C.O.M. Requirements

C.O.M. yardage requirements listed above are based on plain goods 54" wide. If less than 54" wide or fabrics requiring matching (stripes, plaids, prints, large patterns), additional yardage will be needed. Consult C.O.M. matrix on the Ordering C.O.M. and C.O.L. page for additional yardage needed. For C.O.M. fabric sent to KI-High Point on multiple rolls, add an additional yard of fabric per roll to the yardage requirements.

C.O.L. Requirements

Figure 18 sq. ft. of leather (C.O.L.) for each yard shown (i.e., 4.75 x 18 = 85.5 sq. ft.).

Contrasting Upholstery

When contrasting fabric is chosen, price at highest in-grade.

Minimum Fabric/Leather Quantity

Minimum order for fabric is 1 yard. Minimum order for leather is 1 hide (approx-

mately 50 sq. ft.).

Moisture Barrier

Moisture barrier is applied underneath the fabric cover as a means of protecting the foam. Not available with TB133.

California TB133 Fire Safety Code

The above seating products can be manufactured using the appropriate flame-retardant materials and fabric selections for compliance to California Technical Bulletin 133. Add "FR" to end of model number and add upcharge. Please contact KI customer service for fabric compliance. Not available with moisture barrier. Nano-Tex treatments can be used when TB133 is required.

Construction

Seat and back frame constructed of welded structural steel. Back frame constructed of kiln-dried hardwood and laminated plywood. Arms constructed of kiln-dried hardwood. Cushions are multiple densities of polyurethane foam. Storage compartments

constructed of laminate plywood, black paint standard.

Options

Casters are NOT available on TLSS loveseat sleeper.

SPECIAL SERVICES

Special Carton Marking

With specially marked information N/C

Shipping

Shipped **assembled freight prepaid f.o.b. High Point, North Carolina 27263** factory. Freight class #125.

Specifications and prices are subject to change without prior notice.

Three®

Sleeper Replacement Parts

| | | COM | MODEL NUMBER | | | | Approx. Packaged Weight Grade C.O.M. Grade C | | |
|-------|--|---------|--------------|-----------------------------------|-------|------------------|--|---------|---------|
| | | | Basic Model | Non-Contrast or Fabric Contrast 1 | TB133 | Moisture Barrier | | | |
| THRLS | Loveseat Sleeper Replacement Seat & Back Cushions - LFS • Open, left side facing | 3.75 yd | TLSSC/LFS | □□□□ | □□□ | □□□ | 25.0# | \$ 754 | \$ 772 |
| | | | | | | | | | |
| THRLS | Loveseat Sleeper Replacement Seat & Back Cushions - RFS • Open, right side facing | 3.75 yd | TLSSC/RFS | □□□□ | □□□ | □□□ | 25.0# | \$ 754 | \$ 772 |
| | | | | | | | | | |
| THRLS | Loveseat Sleeper Replacement Seat & Back Cushions - DS • Open, both sides facing | 7.5 yd | TLSSC/DS | □□□□ | □□□ | □□□ | 50.0# | \$ 1503 | \$ 1547 |
| | | | | | | | | | |

A

B

C

D

HOW TO ORDER

Indicate the following information on order form:

- Quantity of each item.
- Model number, including options. See “How To Build a Model Number”.
- Any special service required.

Note:

- The □ indicates that a choice is required.
- The absence of the □ indicates that no choice is required.
- Alpha-numeric characters in place of □ indicate that no other alternatives are available.

HOW TO BUILD A MODEL NUMBER

- A

Select basic model.
- B

Select non-contrast or fabric contrast 1.
Refer to color addendum at [ki.com](#) or KI Fabrics & Finishes binder.
- C

Select TB133.

NFR

- No TB133 fire retardant

FR

- Fire retardant

See pricing column for TB133 upcharge.
- D

Select moisture barrier.

NMB

- No moisture barrier

MB

- Moisture barrier

See pricing column for moisture barrier upcharge.

INFORMATION

C.O.M. Requirements
C.O.M. yardage requirements listed above are based on plain goods 54" wide. If less than 54" wide or fabrics requiring matching (stripes, plaids, prints, large patterns), additional yardage will be needed. Consult C.O.M. matrix on the Ordering C.O.M. and C.O.L. page for additional yardage needed. For C.O.M. fabric sent to KI-High Point on multiple rolls, add an additional yard of fabric per roll to the yardage requirements.

C.O.L. Requirements
Figure 18 sq. ft. of leather (C.O.L.) for each yard shown (i.e., 4.75 x 18 = 85.5 sq. ft.).

Moisture Barrier
Moisture barrier is applied underneath the fabric cover as a means of protecting the foam. Not available with TB133.

California TB133 Fire Safety Code
The above seating products can be

manufactured using the appropriate flame-retardant materials and fabric selections for compliance to California Technical Bulletin 133. Add "FR" to end of model number and add upcharge. Please contact KI customer service for fabric compliance. Not available with moisture barrier. Nano-Text treatments can be used when TB133 is required.



| Grade D | Grade E & C.O.L. | Grade F | Grade G | Grade H | Grade I | Grade J | Grade K | Grade L Leather | Grade M Leather | TB133 add to list price | Moisture Barrier add to list price |
|------------|------------------------|------------|------------|------------|------------|------------|------------|--------------------|--------------------|-------------------------------|---|
| \$ 811 | \$ 858 | \$ 886 | \$ 947 | \$ 1005 | \$ 1080 | \$ 1229 | \$ 1380 | \$ 1529 | \$ 1829 | \$ 134 | \$ 171 |
| \$ 811 | \$ 858 | \$ 886 | \$ 947 | \$ 1005 | \$ 1080 | \$ 1229 | \$ 1380 | \$ 1529 | \$ 1829 | \$ 134 | \$ 171 |
| \$ 1628 | \$ 1715 | \$ 1773 | \$ 1892 | \$ 2010 | \$ 2160 | \$ 2459 | \$ 2757 | \$ 3056 | \$ 3655 | \$ 134 | \$ 171 |

SPECIAL SERVICES

Special Carton Marking


With specially marked information N/C

Shipping

Shipped k.d. freight prepaid f.o.b. High Point, North Carolina 27263 factory. Freight class #125.

Specifications and prices are subject to change without prior notice.

Three®
Sleeper Recliner

| | | | | MODEL NUMBER | | | | | | | |
|---|---|--------------|--------|--------------|-----------------------------------|-------------------|-----------|---------------------|----------|-------------|--|
| | | | | Basic Model | Non-Contrast or Fabric Contrast 1 | Fabric Contrast 2 | I.V. Pole | Catheter Attachment | Arm Cap | Wood Finish | |
| MODEL | Features | COM | | | | | | | | | |
|  | Recliner | Non-contrast | 6.5 yd | TSR/NC | □□□□ | | □□□ | □□□ | □□□□ | □□□ | |
| | • 1 = Back, arms and footrest (Fabric Contrast 1) C.O.M. = 6 yd | Contrast | | TSR/FC | □□□□ | □□□□ | □□□ | □□□ | □□□□ | □□□ | |
| | • 2 = Seat (Fabric Contrast 2) C.O.M. = 1.75 yd | | | | | | | | | | |
| | | | | | | | | | | | |
| | | | | | | | | | | | |
| | | | | A | B | C | D | E | F | G | |
| THSR | | | | | | | | | | | |

HOW TO ORDER

Indicate the following information on order form:

- Quantity of each item.
- Model number, including options. See “How To Build a Model Number”.
- Any special service required.

Note:

- The □ indicates that a choice is required.
- The absence of the □ indicates that no choice is required.
- Alpha-numeric characters in place of □ indicate that no other alternatives are available.

HOW TO BUILD A MODEL NUMBER

- A** Select basic model.
- B** Select non-contrast or fabric contrast 1. Refer to color addendum at ki.com or KI Fabrics & Finishes binder.
- C** Select fabric contrast 2. Refer to color addendum at ki.com or KI Fabrics & Finishes binder.
- D** Select I.V. pole (facing).

NS

- No pole

LRFIV

- Left facing-rear; add \$318

RFFIV

- Right facing-front; add \$318

RRFIV

- Right facing-rear; add \$318

Left facing = right-handed when seated

Right facing = left-handed when seated
- E** Select catheter bag attachment hook (facing).

NCA

- No catheter attachment

LRCA

- Left facing-rear; add \$50

RFCA

- Right facing-front; add \$50
- RRCA** - Right facing-rear; add \$50
- F** Select armcaps.

PCAP

- Urethane (pair); add \$186

STD

- Wood (standard)
- G** Select wood finish color. Refer to color addendum at ki.com or KI Fabrics & Finishes binder. For Kensington Maple add upcharge.

INFORMATION

Moisture Barrier \$273
TB133 \$437

Kensington Maple Upcharge
Kensington Maple requires extended leadtimes.
Model Recliners \$16

Options
Additional options may be ordered. Add /xx to the end of the model number and upcharge.

Trendelenburg
/TM and \$403

Monitor Arm
/RFMA - Right facing and \$687

C.O.M. Requirements
C.O.M. yardage requirements listed above are based on plain goods 54" wide. If less than 54" wide or fabrics requiring matching



| Approx. Packaged Weight | Grade C.O.M. | Grade C | Grade D | Grade E & C.O.L. | Grade F | Grade G | Grade H | Grade I | Grade J | Grade K | Grade L Leather | Grade M Leather | TB133 add to list price | Moisture Barrier add to list price |
|-------------------------------|-----------------|------------|------------|------------------------|------------|------------|------------|------------|------------|------------|--------------------|--------------------|-------------------------------|---|
| 175.0# | \$ 3948 | \$ 4001 | \$ 4085 | \$ 4187 | \$ 4256 | \$ 4392 | \$ 4527 | \$ 4732 | \$ 5114 | \$ 5468 | \$ 5808 | \$ 6484 | \$ 437 | \$ 273 |
| 175.0# | 4029 | 4082 | 4166 | 4267 | 4335 | 4473 | 4606 | 4813 | 5195 | 5548 | 5888 | 6564 | 437 | 273 |

(stripes, plaids, prints, large patterns), additional yardage will be needed. Consult C.O.M. matrix on the Ordering C.O.M. and C.O.L. page for additional yardage needed. For C.O.M. fabric sent to KI-High Point on multiple rolls, add an additional yard of fabric per roll to the yardage requirements.

C.O.L. Requirements

Figure 18 sq. ft. of leather (C.O.L.) for each yard shown (i.e., 4.75 x 18 = 85.5 sq. ft.).

Contrasting Upholstery

When contrasting fabric is chosen, price at highest in-grade.

Minimum Fabric/Leather Quantity

Minimum order for fabric is 1 yard. Minimum order for leather is 1 hide (approximately 50 sq. ft.).

California TB133 Fire Safety Code

The above seating products can be manufactured using the appropriate flame-retardant materials and fabric selections for

compliance to California Technical Bulletin 133. Add "FR" to end of model number and add upcharge. Please contact KI customer service for fabric compliance. Not available with moisture barrier. Nano-Tex treatments can be used when TB133 is required.

Construction

Wood arms (field replaceable) and armcaps of kiln-dried hardwood. Sleeper recliner mechanism constructed of 12-gauge (or greater) tubular steel bolted to wood arms at 16 locations. Ottoman mechanism constructed of 10-gauge steel mounted to chair frame. Back shell is 1/2" hardwood plywood (4-ply) glued and stapled, using modified mortise and tenon joints. Seat shell is 1/2" hardwood plywood (4-ply and 7-ply) glued and stapled using modified mortise and tenon joints. Cushioning of multiple densities of polyurethane foam. Seat and back are field replaceable. Removable headrest with operating instructions on back. Soft touch ottoman release and push/pull handles. Casters front swivel and rear

locking swivel.

Options

TSR cannot be manufactured without casters and pushbar.

SPECIAL SERVICES

Special Carton Marking

With specially marked information N/C

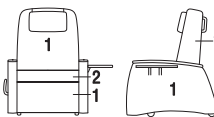
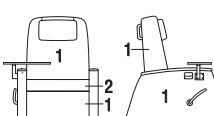
Shipping

Shipped **assembled freight prepaid f.o.b. High Point, North Carolina 27263** factory. Freight class #250.

Specifications and prices are subject to change without prior notice.

Three®

Sleeper Recliner

| | | | MODEL NUMBER | | | | | | | | | |
|--|---|---------|----------------|-----------------------------------|-------------------|-----------|---------------------|---------|-------------|----------------|-------------------------|--|
| | Features | COM | Basic Model | Non-Contrast or Fabric Contrast 1 | Fabric Contrast 2 | I.V. Pole | Catheter Attachment | Arm Cap | Wood Finish | Laminate Color | Approx. Packaged Weight | |
| THSR Recliner (w/ Laminate Side Articulating Tablet) - Non-Contrast | Right facing | 6.75 yd | TSR/NC/RFT/LT | □□□□ | | □□□ | □□□ | □□□□ | □□□ | □□□ | 180.0# | |
| | | | | | | | | | | | | |
| | | | | | | | | | | | | |
|  | Right facing | 6.75 yd | TSR/FC/RFT/LT | □□□□ | □□□□ | □□□ | □□□ | □□□□ | □□□ | □□□ | 180.0# | |
| | | | | | | | | | | | | |
| | | | | | | | | | | | | |
| THSR Recliner (w/ Laminate Side Articulating Tablet) - Contrast | | | | | | | | | | | | |
| | <ul style="list-style-type: none">• 1 = Back, arms and footrest (Fabric Contrast 1) C.O.M. = 6 yd• 2 = Seat (Fabric Contrast 2) C.O.M. = 1.75 yd | | | | | | | | | | | |
| | | | | | | | | | | | | |
| THSR Recliner (w/ Laminate Top Articulating Tablet) - Non-Contrast | Left facing | 6.75 yd | TSR/NC/LFRT/LT | □□□□ | | □□□ | □□□ | □□□□ | □□□ | □□□ | 180.0# | |
| | Right facing | 6.75 yd | TSR/NC/RFRT/LT | □□□□ | | □□□ | □□□ | □□□□ | □□□ | □□□ | 180.0# | |
| | | | | | | | | | | | | |
|  | Left facing | 6.75 yd | TSR/FC/LFRT/LT | □□□□ | □□□□ | □□□ | □□□ | □□□□ | □□□ | □□□ | 180.0# | |
| | Right facing | 6.75 yd | TSR/FC/RFRT/LT | □□□□ | □□□□ | □□□ | □□□ | □□□□ | □□□ | □□□ | 180.0# | |
| | | | | | | | | | | | | |
| THSR Recliner (w/ Laminate Top Articulating Tablet) - Contrast | | | | | | | | | | | | |
| | <ul style="list-style-type: none">• 1 = Back, arms and footrest (Fabric Contrast 1) C.O.M. = 6 yd• 2 = Seat (Fabric Contrast 2) C.O.M. = 1.75 yd | | | | | | | | | | | |
| | | | | | | | | | | | | |
| | | | A | B | C | D | E | F | G | H | | |

A

B

C

D

E

F

G

H

HOW TO ORDER

Indicate the following information on order form:

- Quantity of each item.
- Model number, including options. See "How To Build a Model Number".
- Any special service required.

Note: • The □ indicates that a choice is required.

- The absence of the □ indicates that no choice is required.
- Alpha-numeric characters in place of □ indicate that no other alternatives are available.

HOW TO BUILD A MODEL NUMBER

A Select basic model.

B Select non-contrast or fabric contrast 1.
Refer to color addendum at ki.com or KI Fabrics & Finishes binder.

C Select fabric contrast 2.
Refer to color addendum at ki.com or KI Fabrics & Finishes binder.

D Select I.V. pole (facing).
NS - No pole
LRFIV - Left facing-rear; add \$318
RFIV - Right facing-front; add \$318
RRFIV - Right facing-rear; add \$318
 If top articulating table is specified, table, I.V. pole and/or catheter bag attachment must all be specified in unique locations.

Left facing = right-handed when seated
 Right facing = left-handed when seated

E Select catheter attachment.

NCA - No catheter attachment
LRCA - Left facing-rear; add \$50
RFCA - Right facing-front; add \$50

RRCA - Right facing-rear; add \$50
 If top articulating table is specified, table, I.V. pole and/or catheter bag attachment must all be specified in unique locations.

F Select armcaps.
PCAP - Urethane (pair); add \$186
STD - Wood (standard)

G Select wood finish color.
 Refer to color addendum at ki.com or KI Fabrics & Finishes binder.
 For Kensington Maple add upcharge.

H Select laminate color.
 Refer to color addendum at ki.com or KI Fabrics & Finishes binder.

INFORMATION

Moisture Barrier \$273
 TB133 \$437

Kensington Maple Upcharge

Kensington Maple requires extended leadtimes.

Model Recliners \$16

Options

Additional options may be ordered.
 Add /xx to the end of the model number and upcharge.

Trendelenburg
 /TM and \$403

Monitor Arm
 /RFMA - Right facing and \$687

Monitor arm is mounted on right facing side of chair. If monitor arm is selected, a right facing tablet cannot be selected.



| Grade C.O.M. | Grade C | Grade D | Grade E & C.O.L. | Grade F | Grade G | Grade H | Grade I | Grade J | Grade K | Grade L Leather | Grade M Leather | TB133 add to list price | Moisture Barrier add to list price |
|-----------------|------------|------------|------------------------|------------|------------|------------|------------|------------|------------|--------------------|--------------------|-------------------------------|---|
| \$ 4375 | \$ 4425 | \$ 4508 | \$ 4611 | \$ 4678 | \$ 4815 | \$ 4950 | \$ 5155 | \$ 5538 | \$ 5892 | \$ 6231 | \$ 6908 | \$ 437 | \$ 273 |
| \$ 4454 | \$ 4504 | \$ 4589 | \$ 4692 | \$ 4758 | \$ 4895 | \$ 5031 | \$ 5236 | \$ 5617 | \$ 5972 | \$ 6312 | \$ 6988 | \$ 437 | \$ 273 |
| \$ 4375 | \$ 4425 | \$ 4508 | \$ 4611 | \$ 4678 | \$ 4815 | \$ 4950 | \$ 5155 | \$ 5538 | \$ 5892 | \$ 6231 | \$ 6908 | \$ 437 | \$ 273 |
| 4375 | 4425 | 4508 | 4611 | 4678 | 4815 | 4950 | 5155 | 5538 | 5892 | 6231 | 6908 | 437 | 273 |
| \$ 4454 | \$ 4504 | \$ 4589 | \$ 4692 | \$ 4758 | \$ 4895 | \$ 5031 | \$ 5236 | \$ 5617 | \$ 5972 | \$ 6312 | \$ 6988 | \$ 437 | \$ 273 |
| 4454 | 4504 | 4589 | 4692 | 4758 | 4895 | 5031 | 5236 | 5617 | 5972 | 6312 | 6988 | 437 | 273 |

C.O.M. Requirements

C.O.M. yardage requirements listed above are based on plain goods 54" wide. If less than 54" wide or fabrics requiring matching (stripes, plaids, prints, large patterns), additional yardage will be needed. Consult C.O.M. matrix on the Ordering C.O.M. and C.O.L. page for additional yardage needed. For C.O.M. fabric sent to KI-High Point on multiple rolls, add an additional yard of fabric per roll to the yardage requirements.

C.O.L. Requirements

Figure 18 sq. ft. of leather (C.O.L.) for each yard shown (i.e., 4.75 x 18 = 85.5 sq. ft.).

Contrasting Upholstery

When contrasting fabric is chosen, price at highest in-grade.

Minimum Fabric/Leather Quantity

Minimum order for fabric is 1 yard. Minimum order for leather is 1 hide (approximately 50 sq. ft.).

California TB133 Fire Safety Code

The above seating products can be manufactured using the appropriate flame-retardant materials and fabric selections for compliance to California Technical Bulletin 133. Add "FR" to end of model number and add upcharge. Please contact KI customer service for fabric compliance. Not available with moisture barrier. Nano-Tex treatments can be used when TB133 is required.

Construction

Wood arms (field replaceable) and armcaps of kiln-dried hardwood. Sleeper recliner mechanism constructed of 12-gauge (or greater) tubular steel bolted to wood arms at 16 locations. Ottoman mechanism constructed of 10-gauge steel mounted to chair frame. Back shell is 1/2" hardwood plywood (4-ply) glued and stapled, using modified mortise and tenon joints. Seat shell is 1/2" hardwood plywood (4-ply and 7-ply) glued and stapled using modified mortise and tenon joints. Cushioning of multiple densities of polyurethane foam.

Seat and back are field replaceable. Removable headrest with operating instructions on back. Soft touch ottoman release and push/pull handles. Casters front swivel and rear locking swivel.

Options

TSR cannot be manufactured without casters and pushbar.

SPECIAL SERVICES

Special Carton Marking

With specially marked information N/C

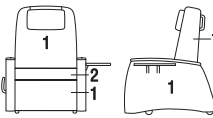
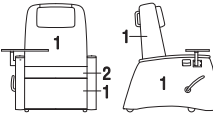
Shipping

Shipped **assembled freight prepaid f.o.b. High Point, North Carolina 27263** factory. Freight class #250.

Specifications and prices are subject to change without prior notice.

Three®

Sleeper Recliner

| | Features | COM | MODEL NUMBER | | | | | | | | Approx. Packaged Weight |
|--|--------------|---------|----------------|-----------------------------------|-------------------|-----------|---------------------|----------|-------------|--------------|-------------------------|
| | | | Basic Model | Non-Contrast or Fabric Contrast 1 | Fabric Contrast 2 | I.V. Pole | Catheter Attachment | Arm Cap | Wood Finish | Veneer Color | |
| THSR Recliner (w/ Veneer Side Articulating Tablet) - Non-Contrast | Right facing | 6.75 yd | TSR/NC/RFT/VT | □□□□ | | □□□ | □□□ | □□□□ | □□□ | □□□ | 180.0# |
|  | Right facing | 6.75 yd | TSR/FC/RFT/VT | □□□□ | □□□□ | □□□ | □□□ | □□□□ | □□□ | □□□ | 180.0# |
| | | | | | | | | | | | |
| THSR Recliner (w/ Veneer Side Articulating Tablet) - Contrast | | | | | | | | | | | |
| <ul style="list-style-type: none"> 1 = Back, arms and footrest (Fabric Contrast 1) C.O.M. = 6 yd 2 = Seat (Fabric Contrast 2) C.O.M. = 1.75 yd | | | | | | | | | | | |
| THSR Recliner (w/ Veneer Top Articulating Tablet) - Non-Contrast | Left facing | 6.75 yd | TSR/NC/LFRT/VT | □□□□ | | □□□ | □□□ | □□□□ | □□□ | □□□ | 180.0# |
| | Right facing | 6.75 yd | TSR/NC/RFRT/VT | □□□□ | | □□□ | □□□ | □□□□ | □□□ | □□□ | 180.0# |
|  | Left facing | 6.75 yd | TSR/FC/LFRT/VT | □□□□ | □□□□ | □□□ | □□□ | □□□□ | □□□ | □□□ | 180.0# |
| | Right facing | 6.75 yd | TSR/FC/RFRT/VT | □□□□ | □□□□ | □□□ | □□□ | □□□□ | □□□ | □□□ | 180.0# |
| THSR Recliner (w/ Veneer Top Articulating Tablet) - Contrast | | | | | | | | | | | |
| <ul style="list-style-type: none"> 1 = Back, arms and footrest (Fabric Contrast 1) C.O.M. = 6 yd 2 = Seat (Fabric Contrast 2) C.O.M. = 1.75 yd | | | | | | | | | | | |
| | | | A | B | C | D | E | F | G | H | |

HOW TO ORDER

Indicate the following information on order form:

- Quantity of each item.
- Model number, including options. See "How To Build a Model Number".
- Any special service required.

Note: • The □ indicates that a choice is required.

- The absence of the □ indicates that no choice is required.
- Alpha-numeric characters in place of □ indicate that no other alternatives are available.

HOW TO BUILD A MODEL NUMBER

A Select basic model.

B Select non-contrast or fabric contrast 1.
Refer to color addendum at ki.com or KI Fabrics & Finishes binder.

C Select fabric contrast 2.
Refer to color addendum at ki.com or KI Fabrics & Finishes binder.

D Select I.V. pole (facing).
NS - No pole
LRFIV - Left facing-rear; add \$318
RFFIV - Right facing-front; add \$318
RRFIV - Right facing-rear; add \$318
 If top articulating table is specified, table, I.V. pole and/or catheter bag attachment must all be specified in unique locations.

Left facing = right-handed when seated
 Right facing = left-handed when seated

E Select catheter bag attachment hook

(facing).

NCA - No catheter attachment
LRCA - Left facing-rear; add \$50
RFCA - Right facing-front; add \$50
RRCA - Right facing-rear; add \$50

If top articulating table is specified, table, I.V. pole and/or catheter bag attachment must all be specified in unique locations.

F Select armcaps.
PCAP - Urethane (pair); add \$186
STD - Wood (standard)

G Select wood finish color.
 Refer to color addendum at ki.com or KI Fabrics & Finishes binder.
 For Kensington Maple add upcharge.

H Select veneer color.
 Refer to color addendum at ki.com or KI Fabrics & Finishes binder.

INFORMATION

Moisture Barrier \$273
 TB133 \$437

Kensington Maple Upcharge

Kensington Maple requires extended leadtimes.

Model Recliners \$16

Options

Additional options may be ordered.
 Add /xx to the end of the model number and upcharge.

Trendelenburg /TM and \$403

Monitor Arm /RFMA - Right facing and \$687

Monitor arm is mounted on right facing side of chair. If monitor arm is selected, a right facing tablet cannot be selected.



| Grade C.O.M. | Grade C | Grade D | Grade E & C.O.L. | Grade F | Grade G | Grade H | Grade I | Grade J | Grade K | Grade L Leather | Grade M Leather | TB133 add to list price | Moisture Barrier add to list price |
|-----------------|------------|------------|------------------------|------------|------------|------------|------------|------------|------------|--------------------|--------------------|-------------------------------|---|
| \$ 4375 | \$ 4425 | \$ 4508 | \$ 4611 | \$ 4678 | \$ 4815 | \$ 4950 | \$ 5155 | \$ 5538 | \$ 5892 | \$ 6231 | \$ 6908 | \$ 437 | \$ 273 |
| \$ 4454 | \$ 4504 | \$ 4589 | \$ 4692 | \$ 4758 | \$ 4895 | \$ 5031 | \$ 5236 | \$ 5617 | \$ 5972 | \$ 6312 | \$ 6988 | \$ 437 | \$ 273 |
| \$ 4375 | \$ 4425 | \$ 4508 | \$ 4611 | \$ 4678 | \$ 4815 | \$ 4950 | \$ 5155 | \$ 5538 | \$ 5892 | \$ 6231 | \$ 6908 | \$ 437 | \$ 273 |
| 4375 | 4425 | 4508 | 4611 | 4678 | 4815 | 4950 | 5155 | 5538 | 5892 | 6231 | 6908 | 437 | 273 |
| \$ 4454 | \$ 4504 | \$ 4589 | \$ 4692 | \$ 4758 | \$ 4895 | \$ 5031 | \$ 5236 | \$ 5617 | \$ 5972 | \$ 6312 | \$ 6988 | \$ 437 | \$ 273 |
| 4454 | 4504 | 4589 | 4692 | 4758 | 4895 | 5031 | 5236 | 5617 | 5972 | 6312 | 6988 | 437 | 273 |

C.O.M. Requirements

C.O.M. yardage requirements listed above are based on plain goods 54" wide. If less than 54" wide or fabrics requiring matching (stripes, plaids, prints, large patterns), additional yardage will be needed. Consult C.O.M. matrix on the Ordering C.O.M. and C.O.L. page for additional yardage needed. For C.O.M. fabric sent to KI-High Point on multiple rolls, add an additional yard of fabric per roll to the yardage requirements.

C.O.L. Requirements

Figure 18 sq. ft. of leather (C.O.L.) for each yard shown (i.e., 4.75 x 18 = 85.5 sq. ft.).

Contrasting Upholstery

When contrasting fabric is chosen, price at highest in-grade.

Minimum Fabric/Leather Quantity

Minimum order for fabric is 1 yard. Minimum order for leather is 1 hide (approximately 50 sq. ft.).

California TB133 Fire Safety Code

The above seating products can be manufactured using the appropriate flame-retardant materials and fabric selections for compliance to California Technical Bulletin 133. Add "FR" to end of model number and add upcharge. Please contact KI customer service for fabric compliance. Not available with moisture barrier. Nano-Tex treatments can be used when TB133 is required.

Construction

Wood arms (field replaceable) and armcaps of kiln-dried hardwood. Sleeper recliner mechanism constructed of 12-gauge (or greater) tubular steel bolted to wood arms at 16 locations. Ottoman mechanism constructed of 10-gauge steel mounted to chair frame. Back shell is 1/2" hardwood plywood (4-ply) glued and stapled, using modified mortise and tenon joints. Seat shell is 1/2" hardwood plywood (4-ply and 7-ply) glued and stapled using modified mortise and tenon joints. Cushioning of multiple densities of polyurethane foam.

Seat and back are field replaceable. Removable headrest with operating instructions on back. Soft touch ottoman release and push/pull handles. Casters front swivel and rear locking swivel.

Options

TSR cannot be manufactured without casters and pushbar.

SPECIAL SERVICES

Special Carton Marking

With specially marked information N/C

Shipping

Shipped **assembled freight prepaid f.o.b. High Point, North Carolina 27263** factory. Freight class #250.

Specifications and prices are subject to change without prior notice.

Three®

Sleeper Recliner Replacement Parts

| | | | MODEL NUMBER | | | | | |
|-------|-------------------------|--------|--------------|-----------------------------------|-------|-------------------------|--------------|---------|
| | | | Basic Model | Non-Contrast or Fabric Contrast 1 | | | | |
| MODEL | COM | | | | | Approx. Packaged Weight | Grade C.O.M. | Grade C |
| THSR | Replacement Seat & Back | 3 yd | TSR-RSB | □□□□ | 50.0# | \$ 1086 | \$ 1109 | \$ 1148 |
| | | | | | | | | |
| THSR | Replacement Footrest | .75 yd | TSR-RFR | □□□□ | 10.0# | \$ 277 | \$ 282 | \$ 292 |
| | | | | | | | | |
| THSR | Replacement Headrest | .75 yd | TSR-RHR | □□□□ | 5.0# | \$ 309 | \$ 317 | \$ 325 |
| | | | | | | | | |
| | | | A | B | | | | |

HOW TO ORDER

Indicate the following information on order form:

- Quantity of each item.
- Model number, including options. See “How To Build a Model Number”.
- Any special service required.

Note:

- The □ indicates that a choice is required.
- The absence of the □ indicates that no choice is required.
- Alpha-numeric characters in place of □ indicate that no other alternatives are available.

HOW TO BUILD A MODEL NUMBER

- A Select basic model.
- B Select non-contrast or fabric contrast 1. Refer to color addendum at [ki.com](#) or KI Fabrics & Finishes binder.

INFORMATION

C.O.M. Requirements
C.O.M. yardage requirements listed above are based on plain goods 54" wide. If less than 54" wide or fabrics requiring matching (stripes, plaids, prints, large patterns), additional yardage will be needed. Consult C.O.M. matrix on the Ordering C.O.M. and C.O.L. page for additional yardage needed. For C.O.M. fabric sent to KI-High Point on multiple rolls, add an additional yard of fabric per roll to the yardage requirements.

C.O.L. Requirements
Figure 18 sq. ft. of leather (C.O.L.) for each yard shown (i.e., 4.75 x 18 = 85.5 sq. ft.).

Contrasting Upholstery
When contrasting fabric is chosen, price at highest in-grade.

California TB133 Fire Safety Code
The above seating products can be manufactured using the appropriate flame-

retardant materials and fabric selections for compliance to California Technical Bulletin 133. Add "FR" to end of model number and add upcharge. Please contact KI customer service for fabric compliance. Not available with moisture barrier. Nano-Tex treatments can be used when TB133 is required.



| Grade E & C.O.L. | Grade F | Grade G | Grade H | Grade I | Grade J | Grade K | Grade L Leather | Grade M Leather |
|------------------------|---------|---------|---------|---------|---------|---------|-----------------------|-----------------------|
| \$ 1193 | \$ 1227 | \$ 1287 | \$ 1352 | \$ 1430 | \$ 1587 | \$ 1743 | \$ 1900 | \$ 2214 |
| \$ 305 | \$ 310 | \$ 326 | \$ 343 | \$ 363 | \$ 402 | \$ 442 | \$ 482 | \$ 559 |
| \$ 335 | \$ 344 | \$ 362 | \$ 376 | \$ 396 | \$ 435 | \$ 472 | \$ 513 | \$ 592 |

SPECIAL SERVICES

Special Carton Marking

With specially marked information N/C


Shipping

Shipped **k.d. freight prepaid f.o.b. High Point, North Carolina 27263** factory.
Freight class #175.

Specifications and prices are subject to change without prior notice.

Three®

Bariatric

| | MODEL | Features | COM | MODEL NUMBER | | | | | | | |
|---|---|--------------|---------|--------------|-----------------------------------|-------------------|-------------|----------|----------|------------------|--|
| | | | | Basic Model | Non-Contrast or Fabric Contrast 1 | Fabric Contrast 2 | Wood Finish | Arm Cap | TB133 | Moisture Barrier | |
|  THBS | Bariatric Chair | Non-contrast | 4.75 yd | TPCL/NC | □□□□ | | □□□ | □□□ | □□□ | □□□ | |
| | • 1 = Back and arms (Fabric Contrast 1) C.O.M. = 3.5 yd | Contrast | | TPCL/FC | □□□□ | □□□□ | □□□ | □□□ | □□□ | □□□ | |
| | • 2 = Seat (Fabric Contrast 2) C.O.M. = 1.25 yd | | | | | | | | | | |
| | | | | | | | | | | | |
| | | | | | | | | | | | |
| | | | | A | B | C | D | E | F | G | |

HOW TO ORDER

Indicate the following information on order form:

- Quantity of each item.
- Model number, including options. See “How To Build a Model Number”.
- Any special service required.

Note:

- The □ indicates that a choice is required.
- The absence of the □ indicates that no choice is required.
- Alpha-numeric characters in place of □ indicate that no other alternatives are available.

HOW TO BUILD A MODEL NUMBER

- A** Select basic model.
- B** Select non-contrast or fabric contrast 1.
Refer to color addendum at ki.com or KI Fabrics & Finishes binder.
- C** Select fabric contrast 2.
Refer to color addendum at ki.com or KI Fabrics & Finishes binder.
- D** Select wood finish color.
Refer to color addendum at ki.com or KI Fabrics & Finishes binder.
For Kensington Maple add upcharge.
- E** Select arm option.

WAC

- Wood (standard)

PAC

- Black poly (pair); add \$102
- F** Select TB133.

NFR

- No TB133 fire retardant

FR

- Fire retardant

See pricing column for TB133 upcharge.
- G** Select moisture barrier.

NMB

- No moisture barrier

MB

- Moisture barrier

See pricing column for moisture barrier upcharge.

INFORMATION

Kensington Maple Upcharge
Kensington Maple requires extended leadtimes

Model

| | |
|---------|------|
| TPCL/NC | \$23 |
| TPCL/FC | \$23 |

Options
Field recoverable arms \$129 per arm = 1.5 yds. C.O.M.

C.O.M. Requirements
C.O.M. yardage requirements listed above are based on plain goods 54" wide. If less than 54" wide or fabrics requiring matching (stripes, plaids, prints, large patterns), additional yardage will be needed. Consult C.O.M. matrix on the Ordering C.O.M. and C.O.L. page for additional yardage needed. For C.O.M. fabric sent to KI-High Point on multiple rolls, add an additional yard of fabric per roll to the yardage requirements.



| Approx. Packaged Weight | Grade C.O.M. | Grade C | Grade D | Grade E & C.O.L. | Grade F | Grade G | Grade H | Grade I | Grade J | Grade K | Grade L Leather | Grade M Leather | TB133 add to list price | Moisture Barrier add to list price |
|-------------------------------|-----------------|------------|------------|------------------------|------------|------------|------------|------------|------------|------------|--------------------|--------------------|-------------------------------|---|
| 70.0# | \$ 1538 | \$ 1569 | \$ 1622 | \$ 1684 | \$ 1729 | \$ 1815 | \$ 1899 | \$ 2005 | \$ 2221 | \$ 2436 | \$ 2648 | \$ 3078 | \$ 364 | \$ 207 |
| 70.0# | 1589 | 1623 | 1674 | 1739 | 1784 | 1869 | 1953 | 2059 | 2275 | 2490 | 2702 | 3130 | 364 | 207 |

C.O.L. Requirements

Figure 18 sq. ft. of leather (C.O.L.) for each yard shown (i.e., 4.75 x 18 = 85.5 sq. ft.).

Contrasting Upholstery

When contrasting fabric is chosen, price at highest in-grade.

Minimum Fabric/Leather Quantity

Minimum order for fabric is 1 yard. Minimum order for leather is 1 hide (approximately 50 sq. ft.).

Moisture Barrier

Moisture barrier is applied underneath the fabric cover as a means of protecting the foam. Not available with TB133

California TB133 Fire Safety Code

The above seating products can be manufactured using the appropriate flame-retardant materials and fabric selections for compliance to California Technical Bulletin 133. Add "FR" to end of model number and add upcharge. Please contact KI customer

service for fabric compliance. Not available with moisture barrier. Nano-Tex treatments can be used when TB133 is required.

Construction

BARIATRIC UNITS ARE CYCLE TESTED TO EXCEED ANSI/BIFMA STANDARDS TO SAFELY ACCOMMODATE A PERSON WEIGHING UP TO 750 POUNDS.

Seat frame constructed of welded structural steel. Back constructed from formed laminated plywood. Cushioning for seats and backs are multiple densities of polyurethane foam wrapped with 1" high resilient polyurethane foam. Arms constructed from kiln-dried hardwood and laminated plywood. Exposed wood is hardwood. Field recoverable seats and backs. Recoverable arms--consult options.

SPECIAL SERVICES

Special Carton Marking

With specially marked information N/C

Shipping

Shipped **assembled unless replacement parts which ship k.d. freight prepaid High Point, North Carolina 27263** factory. Freight class #250.

Specifications and prices are subject to change without prior notice.

Three® II

General Information



Three® II Recliner

| Dimensions | |
|--|---------|
| Overall width | 29-3/4" |
| Overall depth | 36" |
| Overall height | 46" |
| Seat width | 24" |
| Seat depth | 19" |
| Seat height from floor | 22" |
| Seat height from footrest | 18-1/2" |
| Arm height at front of arm (highest point) | 26-1/2" |

SPECIFICATIONS

Complimentary Furniture

The following collections offer complimentary furniture that creates continuity and a cohesive look throughout a facility. These complimentary pieces can be found in other sections of the price list.

THREE HEALTHCARE SEATING - Three Multiple Seating, Lounge Seating, Three Sleeper Recliner, Three Lounge and Loveseat Sleepers

UPHOLSTERY INFORMATION

C.O.M. Fabric

For C.O.M. fabric sent to KI-High Point on multiple rolls, add an additional yard of fabric per roll to the yardage requirement. Multiple rolls have shorter pieces of fabric on them and do not allow nesting and stacking of the fabric to achieve the best yield as is done with one large roll. This results in yardage shortages and requests for addition-

al fabric from the client, which can hold up the order. For each roll that is sent, one yard needs to be added and needs to be added to one of the rolls, not separately.

Fabric Disclaimer

Fabric will be applied as swatched by the fabric manufacturer. Fabric that is required to be applied differently than is swatched will need a Special Cost Request written specifying the direction the fabric is to be applied. The posted standard lead time will apply to the Special Cost Request.

FINISH INFORMATION

SPECIAL FINISH MATCHES

KI can match special finish requests at an upcharge of \$64 List per item, up to 12 or a maximum charge of \$771 List per order per color. Special finish requests must be sent to your KI customer service representative.

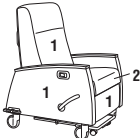
Upon receipt from KI, the finishing department will prepare a "strike-off" which will be sent to the customer for approval.

The approval form accompanying the strike-off should be faxed to your KI customer service representative. Upon receipt of the signed approval form, KI will proceed with the order. Disapproved samples may be sent back to KI directly with an explanation of disapproval. A Special Finish Number (SFN) will be assigned to this finish sample for future reference or reorders



Three® II

Recliner

| MODEL | Features | MODEL NUMBER | | | | | | | | |
|--|---|--------------|-----------------------------------|-------------------|-----------|---------------------|----------------|----------|-------------|--|
| | | Basic Model | Non-Contrast or Fabric Contrast 1 | Fabric Contrast 2 | I.V. Pole | Catheter Attachment | Magazine Pouch | Arm Cap | Wood Finish | |
|  TRRL2 | Recliner (Closed Arm) • 1 = Back and arms (Fabric Contrast 1) C.O.M. = 4.5 yd • 2 = Seat (Fabric Contrast 2) C.O.M. = 1.5 yd | Non-Contrast | TRII/NC | □□□□ | | □□□ | □□□ | □□□ | □□□ | |
| | | Contrast | TRII/FC | □□□□ | □□□□ | □□□ | □□□ | □□□ | □□□ | |
| | | | | | | | | | | |
| | | | | | | | | | | |
| | | | | | | | | | | |
| | | A | B | C | D | E | F | G | H | |

HOW TO ORDER

Indicate the following information on order form:

1. Quantity of each item.
2. Model number, including options. See “How To Build a Model Number”.
3. Any special service required.

Note: • The ☐ indicates that a choice is required.

- The absence of the ☐ indicates that no choice is required.
- Alpha-numeric characters in place of ☐ indicate that no other alternatives are available.

HOW TO BUILD A MODEL NUMBER

A Select basic model.

B Select non-contrast or fabric contrast 1. Refer to color addendum at ki.com or KI Fabrics & Finishes binder.

C Select fabric contrast 2. Refer to color addendum at ki.com or KI Fabrics & Finishes binder.

D Select I.V. pole (facing).
NS - No pole
LRFIV - Left facing-rear; add \$303
RFFIV - Right facing-front; add \$303
RRFIV - Right facing-rear; add \$303
If optional magazine pouch is specified, only Left-facing-rear (LRFIV) or No pole (NS) can be specified.

E Select catheter bag attachment hook (facing).

NCA - No catheter attachment
LRCA - Left facing-rear; add \$50

RFCA - Right facing-front; add \$50

RRCA - Right facing-rear; add \$50

If optional I.V. pole is specified, catheter attachment can not be specified in the same location.

F Select magazine pouch.

NMR - No magazine pouch
RFP - Right side pouch; add \$193

Magazine pouch fabric will match arm fabric selection (Fabric Contrast 1). C.O.M. = .5 yd

G Select arm option.

WAC - Wood armcaps
PAC - Black poly (pair); add \$114

H Select wood finish color.

Refer to color addendum at ki.com or KI Fabrics & Finishes binder.

INFORMATION

Moisture Barrier \$140

Kensington Maple Upcharge

Kensington Maple requires extended leadtimes.

Model

Three II Recliner \$10

Options

Additional options may be ordered.

Add /xx to the end of the model number and upcharge.

Monitor Arm

/RFMA - Right facing and \$687

C.O.M. Requirements

C.O.M. yardage requirements listed above are based on plain goods 54" wide. If less than 54" wide or fabrics requiring matching (stripes, plaids, prints, large patterns), additional yardage will be needed. Consult C.O.M. matrix on the Ordering C.O.M. and



| Approx. Packaged Weight | Grade C.O.M. | Grade C | Grade D | Grade E & C.O.L. | Grade F | Grade G | Grade H | Grade I | Grade J | Grade K | Grade L Leather | Grade M Leather |
|-------------------------------|-----------------|------------|------------|------------------------|------------|------------|------------|------------|------------|------------|--------------------|--------------------|
| 155.0# | \$ 4073 | \$ 4300 | \$ 4357 | \$ 4430 | \$ 4477 | \$ 4571 | \$ 4667 | \$ 4784 | \$ 5024 | \$ 5261 | \$ 5496 | \$ 5688 |
| 155.0# | 4154 | 4381 | 4439 | 4511 | 4558 | 4653 | 4749 | 4866 | 5104 | 5341 | 5578 | 6054 |

C.O.L. page for additional yardage needed. For C.O.M. fabric sent to KI-High Point on multiple rolls, add an additional yard of fabric per roll to the yardage requirements.

C.O.L. Requirements

Figure 18 sq. ft. of leather (C.O.L.) for each yard shown (i.e., 4.75 x 18 = 85.5 sq. ft.).

Contrasting Upholstery

When contrasting fabric is chosen, price at highest in-grade.

Minimum Fabric/Leather Quantity

Minimum order for fabric is 1 yard. Minimum order for leather is 1 hide (approximately 50 sq. ft.).

Construction

Wood armcaps constructed of kiln-dried hardwood. Recliner mechanism constructed of flat and tubular steel bolted to wood arms at 16 locations. Ottoman mechanism constructed of 14-gauge steel mounted to chair frame. Back shell is 1" hardwood plywood

(7 ply), glued and stapled. Seat shell is 1" hardwood plywood (7 ply). Cushioning of multiple densities of polyurethane foam. Seat and back are field replaceable. Ottoman is field replaceable. Soft touch ottoman release and push/pull handles. 5" sealed casters engaged with a foot-actuated central locking/braking caster system.

SPECIAL SERVICES

Special Carton Marking

With specially marked information N/C

Shipping

Shipped **assembled freight prepaid f.o.b. High Point, North Carolina 27263** factory. Freight class #250.

Specifications and prices are subject to change without prior notice.

Refer to color addendum at ki.com or KI
Fabrics & Finishes binder.



| Grade C.O.M. | Grade C | Grade D | Grade E & C.O.L. | Grade F | Grade G | Grade H | Grade I | Grade J | Grade K | Grade L Leather | Grade M Leather |
|-----------------|------------|------------|------------------------|------------|------------|------------|------------|------------|------------|--------------------|--------------------|
| \$ 4479 | \$ 4705 | \$ 4763 | \$ 4836 | \$ 4883 | \$ 4978 | \$ 5071 | \$ 5191 | \$ 5428 | \$ 5664 | \$ 5901 | \$ 6378 |

| | | | | | | | | | | | |
|---------|---------|---------|---------|---------|---------|---------|---------|---------|---------|---------|---------|
| \$ 4560 | \$ 4786 | \$ 4844 | \$ 4886 | \$ 4964 | \$ 5058 | \$ 5153 | \$ 5271 | \$ 5510 | \$ 5747 | \$ 5983 | \$ 6458 |
|---------|---------|---------|---------|---------|---------|---------|---------|---------|---------|---------|---------|

| | | | | | | | | | | | |
|---------|---------|---------|---------|---------|---------|---------|---------|---------|---------|---------|---------|
| \$ 4479 | \$ 4705 | \$ 4763 | \$ 4836 | \$ 4883 | \$ 4978 | \$ 5071 | \$ 5191 | \$ 5428 | \$ 5664 | \$ 5901 | \$ 6378 |
|---------|---------|---------|---------|---------|---------|---------|---------|---------|---------|---------|---------|

| | | | | | | | | | | | |
|------|------|------|------|------|------|------|------|------|------|------|------|
| 4479 | 4705 | 4763 | 4836 | 4883 | 4978 | 5071 | 5191 | 5428 | 5664 | 5901 | 6378 |
|------|------|------|------|------|------|------|------|------|------|------|------|

| | | | | | | | | | | | |
|---------|---------|---------|---------|---------|---------|---------|---------|---------|---------|---------|---------|
| \$ 4560 | \$ 4786 | \$ 4844 | \$ 4886 | \$ 4964 | \$ 5058 | \$ 5153 | \$ 5271 | \$ 5510 | \$ 5747 | \$ 5983 | \$ 6458 |
|---------|---------|---------|---------|---------|---------|---------|---------|---------|---------|---------|---------|

| | | | | | | | | | | | |
|------|------|------|------|------|------|------|------|------|------|------|------|
| 4560 | 4786 | 4844 | 4886 | 4964 | 5058 | 5153 | 5271 | 5510 | 5747 | 5983 | 6458 |
|------|------|------|------|------|------|------|------|------|------|------|------|

INFORMATION

Moisture Barrier \$140

Kensington Maple Upcharge

Kensington Maple requires extended leadtimes.

Model

Three II Recliner \$10

Options

Additional options may be ordered.

Add /xx to the end of the model number and upcharge.

Monitor Arm

/RFMA - Right facing and \$687

Monitor arm is mounted on right facing side of chair. If monitor arm is selected, a right facing tablet cannot be selected.

C.O.M. Requirements

C.O.M. yardage requirements listed above are based on plain goods 54" wide. If less

than 54" wide or fabrics requiring matching (stripes, plaids, prints, large patterns), additional yardage will be needed. Consult C.O.M. matrix on the Ordering C.O.M. and C.O.L. page for additional yardage needed. For C.O.M. fabric sent to KI-High Point on multiple rolls, add an additional yard of fabric per roll to the yardage requirements.

C.O.L. Requirements

Figure 18 sq. ft. of leather (C.O.L.) for each yard shown (i.e., 4.75 x 18 = 85.5 sq. ft.).

Contrasting Upholstery

When contrasting fabric is chosen, price at highest in-grade.

Minimum Fabric/Leather Quantity

Minimum order for fabric is 1 yard. Minimum order for leather is 1 hide (approximately 50 sq. ft.).

Construction

Wood armcaps constructed of kiln-dried hardwood. Recliner mechanism constructed

of flat and tubular steel bolted to wood arms at 16 locations. Ottoman mechanism constructed of 14-gauge steel mounted to chair frame. Back shell is 1" hardwood plywood (7 ply), glued and stapled. Seat shell is 1" hardwood plywood (7 ply). Cushioning of multiple densities of polyurethane foam. Seat and back are field replaceable. Ottoman is field replaceable. Soft touch ottoman release and push/pull handles. 5" sealed casters engaged with a foot-actuated central locking/braking caster system.

SPECIAL SERVICES

Special Carton Marking

With specially marked information N/C

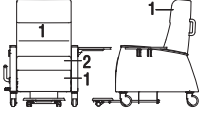
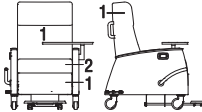
Shipping

Shipped **assembled freight prepaid f.o.b. High Point, North Carolina 27263** factory. Freight class #250.

Specifications and prices are subject to change without prior notice.

Three® II

Recliner

| | Features | MODEL NUMBER | | | | | | | | | Approx. Packaged Weight |
|---|--------------|-----------------|-----------------------------------|-------------------|-----------|---------------------|----------------|---------|-------------|--------------|-------------------------|
| | | Basic Model | Non-Contrast or Fabric Contrast 1 | Fabric Contrast 2 | I.V. Pole | Catheter Attachment | Magazine Pouch | Arm Cap | Wood Finish | Veneer Color | |
| TRRL2 Recliner (w/ Veneer Side Articulating Tablet) - Non-contrast | Right facing | TRII/NC/RFT/VT | □□□□ | | □□□ | □□□ | □□□ | □□□ | □□□ | □□□ | 155.0# |
|  | Right facing | TRII/FC/RFT/VT | □□□□ | □□□□ | □□□ | □□□ | □□□ | □□□ | □□□ | □□□ | 155.0# |
| | | | | | | | | | | | |
| TRRL2 Recliner (w/ Veneer Side Articulating Tablet) - Contrast | | | | | | | | | | | |
| <ul style="list-style-type: none"> 1 = Back, arms and footrest (Fabric Contrast 1) C.O.M. = 4.5 yd 2 = Seat (Fabric Contrast 2) C.O.M. = 1.75 yd | | | | | | | | | | | |
| TRRL2 Recliner (w/ Veneer Top Articulating Tablet) - Non-contrast | Left facing | TRII/NC/LFRT/VT | □□□□ | | □□□ | □□□ | □□□ | □□□ | □□□ | □□□ | 155.0# |
| | Right facing | TRII/NC/RFRT/VT | □□□□ | | □□□ | □□□ | □□□ | □□□ | □□□ | □□□ | 155.0# |
|  | Left facing | TRII/FC/LFRT/VT | □□□□ | □□□□ | □□□ | □□□ | □□□ | □□□ | □□□ | □□□ | 155.0# |
| | Right facing | TRII/FC/RFRT/VT | □□□□ | □□□□ | □□□ | □□□ | □□□ | □□□ | □□□ | □□□ | 155.0# |
| TRRL2 Recliner (w/ Veneer Top Articulating Tablet) - Contrast | | | | | | | | | | | |
| <ul style="list-style-type: none"> 1 = Back, arms and footrest (Fabric Contrast 1) C.O.M. = 4.5 yd 2 = Seat (Fabric Contrast 2) C.O.M. = 1.75 yd | | | | | | | | | | | |
| <div style="display: flex; justify-content: space-around; width: 100%;"> A B C D E F G H I </div> | | | | | | | | | | | |

HOW TO ORDER

Indicate the following information on order form:

- Quantity of each item.
- Model number, including options. See "How To Build a Model Number".
- Any special service required.

Note: • The ☐ indicates that a choice is required.

- The absence of the ☐ indicates that no choice is required.
- Alpha-numeric characters in place of ☐ indicate that no other alternatives are available.

HOW TO BUILD A MODEL NUMBER

A Select basic model.

B Select non-contrast or fabric contrast 1.
Refer to color addendum at ki.com or KI Fabrics & Finishes binder.

C Select fabric contrast 2.
Refer to color addendum at ki.com or KI Fabrics & Finishes binder.

D Select I.V. pole (facing).
NS - No pole
LRFIV - Left facing-rear; add \$303
RFFIV - Right facing-front; add \$303
RRFIV - Right facing-rear; add \$303
 If top articulating table is specified, table, I.V. pole and/or catheter bag attachment must all be specified in unique locations. If optional magazine pouch is specified, only Left-facing-rear (LRFIV) or No pole (NS) can be specified.

Left facing = right-handed when seated

Right facing = left-handed when seated

E Select catheter bag attachment hook (facing).

NCA - No catheter attachment
LRCA - Left facing-rear; add \$50
RFCA - Right facing-front; add \$50
RRCA - Right facing-rear; add \$50

If top articulating table is specified, table, I.V. pole and/or catheter bag attachment must all be specified in unique locations.

F Select magazine pouch.

NMR - No magazine pouch
RFP - Right side pouch; add \$193
 Magazine pouch fabric will match arm fabric selection (Fabric Contrast 1).
 C.O.M. = .5 yd

G Select arm option.

WAC - Wood armcaps
PAC - Black poly (pair); add \$114

H Select wood finish color.

Refer to color addendum at ki.com or KI

Fabrics & Finishes binder.

I Select veneer color.

Refer to color addendum at ki.com or KI Fabrics & Finishes binder.



| Grade C.O.M. | Grade C | Grade D | Grade E & C.O.L. | Grade F | Grade G | Grade H | Grade I | Grade J | Grade K | Grade L Leather | Grade M Leather |
|-----------------|------------|------------|------------------------|------------|------------|------------|------------|------------|------------|--------------------|--------------------|
| \$ 4479 | \$ 4705 | \$ 4763 | \$ 4836 | \$ 4883 | \$ 4978 | \$ 5071 | \$ 5191 | \$ 5428 | \$ 5664 | \$ 5901 | \$ 6378 |
| \$ 4560 | \$ 4786 | \$ 4844 | \$ 4886 | \$ 4964 | \$ 5058 | \$ 5153 | \$ 5271 | \$ 5510 | \$ 5747 | \$ 5983 | \$ 6458 |
| \$ 4479 | \$ 4705 | \$ 4763 | \$ 4836 | \$ 4883 | \$ 4978 | \$ 5071 | \$ 5191 | \$ 5428 | \$ 5664 | \$ 5901 | \$ 6378 |
| 4479 | 4705 | 4763 | 4836 | 4883 | 4978 | 5071 | 5191 | 5428 | 5664 | 5901 | 6378 |
| \$ 4560 | \$ 4786 | \$ 4844 | \$ 4886 | \$ 4964 | \$ 5058 | \$ 5153 | \$ 5271 | \$ 5510 | \$ 5747 | \$ 5983 | \$ 6458 |
| 4560 | 4786 | 4844 | 4886 | 4964 | 5058 | 5153 | 5271 | 5510 | 5747 | 5983 | 6458 |

INFORMATION

Moisture Barrier \$140

Kensington Maple Upcharge

Kensington Maple requires extended leadtimes.

Model

Three II Recliner \$10

Options

Additional options may be ordered. Add /xx to the end of the model number and upcharge.

Monitor Arm

/RFMA - Right facing and \$687

Monitor arm is mounted on right facing side of chair. If monitor arm is selected, a right facing tablet cannot be selected.

C.O.M. Requirements

C.O.M. yardage requirements listed above are based on plain goods 54" wide. If less

than 54" wide or fabrics requiring matching (stripes, plaids, prints, large patterns), additional yardage will be needed. Consult C.O.M. matrix on the Ordering C.O.M. and C.O.L. page for additional yardage needed. For C.O.M. fabric sent to KI-High Point on multiple rolls, add an additional yard of fabric per roll to the yardage requirements.

C.O.L. Requirements

Figure 18 sq. ft. of leather (C.O.L.) for each yard shown (i.e., 4.75 x 18 = 85.5 sq. ft.).

Contrasting Upholstery

When contrasting fabric is chosen, price at highest in-grade.

Minimum Fabric/Leather Quantity

Minimum order for fabric is 1 yard. Minimum order for leather is 1 hide (approximately 50 sq. ft.).

Construction

Wood armcaps constructed of kiln-dried hardwood. Recliner mechanism constructed

of flat and tubular steel bolted to wood arms at 16 locations. Ottoman mechanism constructed of 14-gauge steel mounted to chair frame. Back shell is 1" hardwood plywood (7 ply), glued and stapled. Seat shell is 1" hardwood plywood (7 ply). Cushioning of multiple densities of polyurethane foam. Seat and back are field replaceable. Ottoman is field replaceable. Soft touch ottoman release and push/pull handles. 5" sealed casters engaged with a foot-actuated central locking/braking caster system.

SPECIAL SERVICES

Special Carton Marking

With specially marked information N/C

Shipping

Shipped **assembled freight prepaid f.o.b. High Point, North Carolina 27263** factory. Freight class #250.

Specifications and prices are subject to change without prior notice.

Three® II

Recliner Replacement Parts

| MODEL | | MODEL NUMBER | | | Approx. Packaged Weight | | | Grade C.O.M. | | Grade C | |
|-------|---------------------|----------------|--|---------------------|-------------------------------|----|-----|-----------------|-----|------------|--|
| | | Basic Model | Non-Contrast or Fabric Contrast 1 | Moisture Barrier | | | | | | | |
| TRRP2 | Replacement Back | TRR2BK | □□□□ | □□□ | 40.0# | \$ | 832 | \$ | 913 | | |
| | | | | | | | | | | | |
| TRRP2 | Replacement Seat | TRR2ST | □□□□ | □□□ | 5.0# | \$ | 255 | \$ | 296 | | |
| | | | | | | | | | | | |
| TRRP2 | Replacement Ottoman | TRR2FT | □□□□ | □□□ | 5.0# | \$ | 261 | \$ | 282 | | |
| | | | | | | | | | | | |
| | | A | B | C | | | | | | | |

HOW TO ORDER

Indicate the following information on order form:

- Quantity of each item.
- Model number, including options. See “How To Build a Model Number”.
- Any special service required.

Note:

- The □ indicates that a choice is required.
- The absence of the □ indicates that no choice is required.
- Alpha-numeric characters in place of □ indicate that no other alternatives are available.

HOW TO BUILD A MODEL NUMBER

- A** Select basic model.
- B** Select non-contrast or fabric contrast 1. Refer to color addendum at ki.com or KI Fabrics & Finishes binder.
- C** Select moisture barrier.
MB - Moisture Barrier
NMB - No moisture barrier
See pricing column for moisture barrier upcharge.

INFORMATION

C.O.M. Requirements
C.O.M. yardage requirements listed above are based on plain goods 54" wide. If less than 54" wide or fabrics requiring matching (stripes, plaids, prints, large patterns), additional yardage will be needed. Consult C.O.M. matrix on the Ordering C.O.M. and C.O.L. page for additional yardage needed. For C.O.M. fabric sent to KI-High Point on multiple rolls, add an additional yard of fabric per roll to the yardage requirements.

C.O.L. Requirements
Figure 18 sq. ft. of leather (C.O.L.) for each yard shown (i.e., 4.75 x 18 = 85.5 sq. ft.).

Contrasting Upholstery
When contrasting fabric is chosen, price at highest in-grade.



Three® II

Recliner Replacement Parts

| Grade D | Grade E & C.O.L. | Grade F | Grade G | Grade H | Grade I | Grade J | Grade K | Grade L Leather | Grade M Leather | Moisture Barrier add to list price |
|------------|------------------------|------------|------------|------------|------------|------------|------------|--------------------|--------------------|---|
| \$ 934 | \$ 960 | \$ 1005 | \$ 1013 | \$ 1048 | \$ 1090 | \$ 1176 | \$ 1262 | \$ 1348 | \$ 1521 | \$ 93 |
| \$ 306 | \$ 321 | \$ 328 | \$ 346 | \$ 364 | \$ 385 | \$ 427 | \$ 469 | \$ 513 | \$ 600 | \$ 36 |
| \$ 287 | \$ 294 | \$ 297 | \$ 306 | \$ 316 | \$ 326 | \$ 347 | \$ 370 | \$ 390 | \$ 434 | \$ 36 |

SPECIAL SERVICES

Special Carton Marking

With specially marked information N/C

Shipping

Shipped **assembled freight prepaid f.o.b. High Point, North Carolina 27263** factory. Freight class #150.

Specifications and prices are subject to change without prior notice.

Index

| Model No. | Description | Page | Model No. | Description | Page |
|--------------|---|------|--------------|--|------|
| BHX/NC | Patient Chair: Motion Patient Chair (Closed Arm) | 28 | FLSSC/RFS/NC | Replacement Seat & Back Cushions - LFS | 42 |
| BIB/NC | Built-In: Built-In, Basic | 64 | | Sleeper Replacement Parts: Loveseat Sleeper | |
| BID/NC | Built-In: Built-In, Drawers | 64 | FNS/NC | Replacement Seat & Back Cushions - RFS | 42 |
| BIP/NC | Built-In: Built-In, Front Panel | 64 | FOCL/NC | Modern: Modern, No Storage | 70 |
| BLS2/NC | Sleeper: Lounge Sleeper | 8 | FOP/NC | Bariatric: Bariatric Chair (Open Arm) | 58 |
| BLS2C/NC | Sleeper: Lounge Sleeper Replacement Arm Panels, Seat & Back Cushions | 8 | FOPC/NC | Patient Chair: Patient Chair (Open Arm) | 52 |
| BLSS/DS/NC | Sleeper: Loveseat Sleeper - DS (Open, Both Sides Facing) | 12 | FOT | Patient Chair Replacement Parts: Patient Chair Replacement Cover Set (Open Arm) | 56 |
| BLSS/LFS/NC | Sleeper: Loveseat Sleeper - LFS (Open, Left Side Facing) | 10 | FOX2/NC | Patient Chair: Ottoman | 52 |
| BLSS/RFS/NC | Sleeper: Loveseat Sleeper - RFS (Open, Right Side Facing) | 10 | FOX2C/NC | Patient Chair: Motion Patient Chair (Open Arm) | 54 |
| BLSSC/DS/NC | Sleeper Replacement Parts: Loveseat Sleeper Replacement Seat & Back Cushions - DS | 14 | FPP/NC | Patient Chair Replacement Parts: Motion Patient Chair Replacement Cover Set (Open Arm) | 56 |
| BLSSC/LFS/NC | Sleeper Replacement Parts: Loveseat Sleeper Replacement Seat & Back Cushions - LFS | 14 | FPPC/NC | Patient Chair: Patient Chair (Closed Arm) | 52 |
| BLSSC/RFS/NC | Sleeper Replacement Parts: Loveseat Sleeper Replacement Seat & Back Cushions - RFS | 14 | FR/FC/LFT/LT | Patient Chair Replacement Parts: Patient Chair Replacement Cover Set (Closed Arm) | 56 |
| BOCL/NC | Bariatric: Bariatric Chair (Open Arm) | 32 | FR/FC/LFT/VT | Recliner: Recliner (w/ Laminate Side Articulating Tablet) - Contrast | 46 |
| BOHC/NC | Patient Chair: Hip Chair (Open Arm) | 26 | FR/NC | Recliner: Recliner (w/ Veneer Side Articulating Tablet) - Contrast | 48 |
| BOT | Patient Chair: Ottoman | 24 | FR/NC/LFT/LT | Recliner: Recliner | 44 |
| BOT2 | Patient Chair: Ottoman | 28 | FR/NC/LFT/VT | Recliner: Recliner (w/ Laminate Side Articulating Tablet) - Non-contrast | 46 |
| BOX/NC | Patient Chair: Motion Patient Chair (Open Arm) | 28 | FRC | Recliner: Recliner (w/ Veneer Side Articulating Tablet) - Non-contrast | 48 |
| BOXC-B | Patient Chair Replacement Parts: Motion Patient Chair Replacement Back Cover | 30 | FRHS | Recliner Replacement Parts: Replacement Cover Set | 50 |
| BOXC-S | Patient Chair Replacement Parts: Motion Patient Chair Replacement Seat Cover | 30 | FS1/LFS/NC | Recliner Replacement Parts: Replacement Head Support Covers | 50 |
| BPH/NC | Patient Chair: Patient Chair (Closed Arm) | 24 | FS1/RFS/NC | Modern: Modern, Storage Left Side | 70 |
| BPO/NC | Patient Chair: Patient Chair (Open Arm) | 24 | FSB/BR/NC | Modern: Modern, Storage Right Side | 70 |
| BR/FC/LFT/LT | Recliner: Recliner (w/ Laminate Side Articulating Tablet) - Contrast | 18 | FSD/BR/NC | Freestanding: Freestanding, Basic | 66 |
| BR/FC/LFT/VT | Recliner: Recliner (w/ Veneer Side Articulating Tablet) - Contrast | 20 | FSP/BR/NC | Freestanding: Freestanding, Drawers | 68 |
| BR/NC | Recliner: Recliner | 16 | FSS/NC | Freestanding: Freestanding, Front Panel | 66 |
| BR/NC/LFT/LT | Recliner: Recliner (w/ Laminate Side Articulating Tablet) - Non-contrast | 18 | PG/NC | Modern: Modern, Storage Both Sides | 70 |
| BR/NC/LFT/VT | Recliner: Recliner (w/ Veneer Side Articulating Tablet) - Non-contrast | 20 | PGC/NC | Glider: Glider (Closed Arm) | 98 |
| BRB26 | Patient Chair Replacement Parts: Patient Chair Replacement Back Cover (High Back) | 30 | PLS/NC | Glider: Replacement Cover Set | 98 |
| BRHS | Recliner Replacement Parts: Replacement Head Support Covers | 22 | PLSC | Sleeper: Lounge Sleeper | 74 |
| BRMR | Recliner Replacement Parts: Replacement Magazine Rack Cover | 22 | PLSS/DS/NC | Sleeper: Lounge Sleeper Replacement Seat & Back Cushions | 74 |
| BRPH | Patient Chair Replacement Parts: Patient Chair Replacement Arm Panel Cover (Closed Arm) | 30 | PLSS/LFS/NC | Sleeper: Loveseat Sleeper - DS (Open, Both Sides Facing) | 78 |
| BRRC | Recliner Replacement Parts: Replacement Cover Set | 22 | PLSS/RFS/NC | Sleeper: Loveseat Sleeper - LFS (Open, Left Side Facing) | 76 |
| BRS23 | Patient Chair Replacement Parts: Patient Chair Replacement Seat Cover | 30 | PLSSC/DS | Sleeper: Loveseat Sleeper - RFS (Open, Right Side Facing) | 76 |
| FG/NC | Glider: Glider (Closed Arm) | 60 | PLSSC/LFS | Sleeper Replacement Parts: Loveseat Sleeper Replacement Seat & Back Cushions - DS | 80 |
| FGC/NC | Glider: Replacement Cover Set | 60 | PLSSC/RFS | Sleeper Replacement Parts: Loveseat Sleeper Replacement Seat & Back Cushions - LFS | 80 |
| FLS2/NC | Sleeper: Lounge Sleeper | 36 | POCL/NC | Sleeper Replacement Parts: Loveseat Sleeper Replacement Seat & Back Cushions - RFS | 80 |
| FLS2C/NC | Sleeper: Lounge Sleeper Replacement Arm Panels, Seat & Back Cushions | 36 | POP/NC | Bariatric: Bariatric Chair (Open Arm) | 96 |
| FLSS/DS/NC | Sleeper: Loveseat Sleeper - DS (Open, Both Sides Facing) | 40 | POPC/NC | Patient Chair: Patient Chair (Open Arm) | 90 |
| FLSS/LFS/NC | Sleeper: Loveseat Sleeper - LFS (Open, Left Side Facing) | 38 | POT | Patient Chair Replacement Parts: Patient Chair Replacement Back and Seat Cover Set (Open Arm) | 94 |
| FLSS/RFS/NC | Sleeper: Loveseat Sleeper - RFS (Open, Right Side Facing) | 38 | POX/NC | Patient Chair: Ottoman | 90 |
| FLSSC/DS/NC | Sleeper Replacement Parts: Loveseat Sleeper Replacement Seat & Back Cushions - DS | 42 | POXC/NC | Patient Chair: Motion Patient Chair (Open Arm) | 92 |
| FLSSC/LFS/NC | Sleeper Replacement Parts: Loveseat Sleeper Replacement Seat & Back Cushions - LFS | | PPP/NC | Patient Chair Replacement Parts: Motion Patient Chair Replacement Back and Seat Cover Set (Open Arm) | 94 |
| | | | PPPC/NC | Patient Chair: Patient Chair (Closed Arm) | 90 |
| | | | PPX/NC | Patient Chair Replacement Parts: Patient Chair Replacement Back and Seat Cover Set (Closed Arm) | 94 |
| | | | PPXC/NC | Patient Chair: Motion Patient Chair (Closed Arm) | 92 |
| | | | | Patient Chair Replacement Parts: Motion Patient Chair Replacement Back and Seat Cover | |



| Model No. | Description | Page | Model No. | Description | Page |
|-----------------|--|------|-----------------|--|------|
| | Set (Closed Arm) | 94 | | (Open, Left Side Facing) | 128 |
| PR/FC/LFT/LT | Recliner: Recliner (w/ Laminate Side Articulating Tablet) - Contrast | 84 | SLSSP/RFS/NC | Sleeper: Loveseat Sleeper (Closed Arm) - RFS | 128 |
| PR/FC/LFT/VT | Recliner: Recliner (w/ Veneer Side Articulating Tablet) - Contrast | 86 | | (Open, Right Side Facing) | 146 |
| PR/NC | Recliner: Recliner | 82 | SOCL/NC | Bariatric: Bariatric Chair (Open Arm) | 150 |
| PR/NC/LFT/LT | Recliner: Recliner (w/ Laminate Side Articulating Tablet) - Non-contrast | 84 | SOG/NC | Glider: Glider (Open Arm) | 142 |
| PR/NC/LFT/VT | Recliner: Recliner (w/ Veneer Side Articulating Tablet) - Non-contrast | 86 | SOP/NC | Patient Chair: Patient Chair (Open Arm) | 146 |
| | | | SPCL/NC | Bariatric: Bariatric Chair (Closed Arm) | 150 |
| PRII/FC/RFT/LT | Recliner: Recliner (w/ Laminate Side Articulating Tablet) - Contrast | 104 | SPG/NC | Glider: Glider (Closed Arm) | 142 |
| PRII/FC/RFT/VT | Recliner: Recliner (w/ Veneer Side Articulating Tablet) - Contrast | 106 | SPP/NC | Patient Chair: Patient Chair (Closed Arm) | 142 |
| PRII/NC | Recliner: Recliner (Closed Arm) | 102 | SPX/NC | Patient Chair: Motion Patient Chair (Closed Arm) | 142 |
| PRII/NC/RFT/LT | Recliner: Recliner (w/ Laminate Side Articulating Tablet) - Non-contrast | 104 | | | |
| PRII/NC/RFT/VT | Recliner: Recliner (w/ Veneer Side Articulating Tablet) - Non-contrast | 106 | SR/FC/LFRT/LT | Recliner: Recliner (w/ Laminate Top Articulating Tablet) - Contrast | 136 |
| PRR2BK | Recliner Replacement Parts: Replacement Back | 108 | | | |
| PRR2FT | Recliner Replacement Parts: Replacement Ottoman | 108 | SR/FC/LFRT/VT | Recliner: Recliner (w/ Veneer Top Articulating Tablet) - Contrast | 138 |
| PRR2ST | Recliner Replacement Parts: Replacement Seat | 108 | | | |
| PRRC | Recliner: PR Replacement Cover Set | 82 | SR/FC/LFT/LT | Recliner: Recliner (w/ Laminate Side Articulating Tablet) - Contrast | 136 |
| PRW/NC | Recliner: Recliner - Wall Saver | 88 | SR/FC/LFT/VT | Recliner: Recliner (w/ Veneer Side Articulating Tablet) - Contrast | 138 |
| PRWC | Recliner: PRW Replacement Cover Set - Wall Saver | 88 | SR/NC | Recliner: Recliner (Closed Arm) | 134 |
| RB2L | Accessories/Options: Removable Back Cover | 118 | SR/NC/LFRT/LT | Recliner: Recliner (w/ Laminate Top Articulating Tablet) - Non-contrast | 136 |
| RBL00 | 4-Leg Bentwood Chair: Mesh Seat and Back with Trim | 116 | | | |
| RBL04 | 4-Leg Bentwood Chair: Removable Padded Upholstery Back with Mesh Seat and Trim | 116 | SR/NC/LFRT/VT | Recliner: Recliner (w/ Veneer Top Articulating Tablet) - Non-contrast | 138 |
| RBL05 | 4-Leg Bentwood Chair: Removable Padded Seat and Back Upholstery with Trim | 116 | SR/NC/LFT/LT | Recliner: Recliner (w/ Laminate Side Articulating Tablet) - Non-contrast | 136 |
| RETRO.MEDCASTER | Sleeper Replacement Parts: Replacement Med Caster Kit | 14 | SR/NC/LFT/VT | Recliner: Recliner (w/ Veneer Side Articulating Tablet) - Non-contrast | 138 |
| RSC2 | Accessories/Options: Removable Seat Cover | 118 | | | |
| RSL00 | Sled Base Chair: Mesh Seat and Back with Trim | 112 | SR15/FC/LFRT/LT | Recliner: Recliner (w/ Laminate Top Articulating Tablet) - Contrast | 158 |
| RSL04 | Sled Base Chair: Removable Padded Upholstery Back with Mesh Seat and Trim | 112 | SR15/FC/LFRT/VT | Recliner: Recliner (w/ Veneer Top Articulating Tablet) - Contrast | 160 |
| RSL05 | Sled Base Chair: Removable Padded Seat and Back Upholstery with Trim | 112 | SR15/FC/RFT/LT | Recliner: Recliner (w/ Laminate Side Articulating Tablet) - Contrast | 158 |
| RVL00 | 4-Leg Metal Chair: Mesh Seat and Back with Trim | 114 | SR15/FC/RFT/VT | Recliner: Recliner (w/ Veneer Side Articulating Tablet) - Contrast | 160 |
| RVL04 | 4-Leg Metal Chair: Removable Padded Upholstery Back with Mesh Seat and Trim | 114 | SR15/NC | Recliner: Recliner (Closed Arm) | 156 |
| RVL05 | 4-Leg Metal Chair: Removable Padded Seat and Back Upholstery with Trim | 114 | SR15/NC/LFRT/LT | Recliner: Recliner (w/ Laminate Top Articulating Tablet) - Non-contrast | 158 |
| SLS/NC | Sleeper: Lounge Sleeper - No Arm | 122 | SR15/NC/LFRT/VT | Recliner: Recliner (w/ Veneer Top Articulating Tablet) - Non-contrast | 160 |
| SLSC | Sleeper: Lounge Sleeper Replacement Seat & Back Cushions | 122 | SR15/NC/RFT/LT | Recliner: Recliner (w/ Laminate Side Articulating Tablet) - Non-contrast | 158 |
| SLSP/NC | Sleeper: Lounge Sleeper - Closed Arm | 122 | SR15/NC/RFT/VT | Recliner: Recliner (w/ Veneer Side Articulating Tablet) - Non-contrast | 160 |
| SLSS/DS/NC | Sleeper: Loveseat Sleeper (Armless) - DS (Open, Both Sides Facing) | 126 | SRBAC | Bariatric Replacement Parts: Replacement Armcaps | 148 |
| SLSS/LFS/NC | Sleeper: Loveseat Sleeper (Armless) - LFS (Open, Left Side Facing) | 124 | SRBBK | Bariatric Replacement Parts: Replacement Back | 148 |
| SLSS/RFS/NC | Sleeper: Loveseat Sleeper (Armless) - RFS (Open, Right Side Facing) | 124 | SRBCA/LF | Bariatric Replacement Parts: Replacement Arm (Closed Arm) | 148 |
| SLSSC/DS | Sleeper Replacement Parts: Loveseat Sleeper Replacement Seat & Back Cushions - DS | 132 | SRBOA/LF | Bariatric Replacement Parts: Replacement Arm (Open Arm) | 148 |
| SLSSC/LFS | Sleeper Replacement Parts: Loveseat Sleeper Replacement Seat & Back Cushions - LFS | 132 | SRBSC | Bariatric Replacement Parts: Replacement Seat (Closed Arm) | 148 |
| SLSSC/RFS | Sleeper Replacement Parts: Loveseat Sleeper Replacement Seat & Back Cushions - RFS | 132 | SRBST | Bariatric Replacement Parts: Replacement Seat (Open Arm) | 148 |
| SLSSP/DS/NC | Sleeper: Loveseat Sleeper (Closed Arm) - DS (Open, Both Sides Facing) | 130 | SRGAC | Glider Replacement Parts: Replacement Arm-caps | 152 |
| SLSSP/LFS/NC | Sleeper: Loveseat Sleeper (Closed Arm) - LFS | | SRGBK | Glider Replacement Parts: Replacement Back | 152 |
| | | | SRGCA/LF | Glider Replacement Parts: Replacement Arm (Closed Arm) | 152 |
| | | | SRGOA/LF | Glider Replacement Parts: Replacement Arm (Open Arm) | 152 |
| | | | SRGST | Glider Replacement Parts: Replacement Seat | 152 |
| | | | SRII/FC/LFRT/LT | Recliner: Recliner (w/ Laminate Top Articulating Tablet) - Contrast | 158 |
| | | | SRII/FC/LFRT/VT | Recliner: Recliner (w/ Veneer Top Articulating | |

Index

| Model No. | Description | Page | Model No. | Description | Page |
|-----------------|--|------|-----------------|--|------|
| | Tablet) - Contrast | 160 | | Tablet) - Contrast | 198 |
| SRII/FC/RFT/LT | Recliner: Recliner (w/ Laminate Side Articulating Tablet) - Contrast | 158 | TRII/NC | Recliner: Recliner (Closed Arm) | 194 |
| SRII/FC/RFT/VT | Recliner: Recliner (w/ Veneer Side Articulating Tablet) - Contrast | 160 | TRII/NC/LFRT/LT | Recliner: Recliner (w/ Laminate Top Articulating Tablet) - Non-contrast | 196 |
| SRII/NC | Recliner: Recliner (Closed Arm) | 156 | TRII/NC/LFRT/VT | Recliner: Recliner (w/ Veneer Top Articulating Tablet) - Non-contrast | 198 |
| SRII/NC/LFRT/LT | Recliner: Recliner (w/ Laminate Top Articulating Tablet) - Non-contrast | 158 | TRII/NC/RFT/LT | Recliner: Recliner (w/ Laminate Side Articulating Tablet) - Non-contrast | 196 |
| SRII/NC/LFRT/VT | Recliner: Recliner (w/ Veneer Top Articulating Tablet) - Non-contrast | 160 | TRII/NC/RFT/VT | Recliner: Recliner (w/ Veneer Side Articulating Tablet) - Non-contrast | 198 |
| SRII/NC/RFT/LT | Recliner: Recliner (w/ Laminate Side Articulating Tablet) - Non-contrast | 158 | TRR2BK | Recliner Replacement Parts: Replacement Back | 200 |
| SRII/NC/RFT/VT | Recliner: Recliner (w/ Veneer Side Articulating Tablet) - Non-contrast | 160 | TRR2FT | Recliner Replacement Parts: Replacement Ottoman | 200 |
| SRMBC | Patient Chair Replacement Parts: Motion | 144 | TRR2ST | Recliner Replacement Parts: Replacement Seat | 200 |
| SRMCA/LF | Patient Chair Replacement Back | 144 | TSR-RFR | Sleeper Recliner Replacement Parts: Replacement Footrest | 188 |
| SRMSC | Patient Chair Replacement Parts: Motion | 144 | TSR-RHR | Sleeper Recliner Replacement Parts: Replacement Headrest | 188 |
| SRPAC | Patient Chair Replacement Arm | 144 | TSR-RSB | Sleeper Recliner Replacement Parts: Replacement Seat & Back | 188 |
| SRPBK | Patient Chair Replacement Parts: Motion | 144 | TSR/FC/LFRT/LT | Sleeper Recliner: Recliner (w/ Laminate Top Articulating Tablet) - Contrast | 184 |
| SRPCA/LF | Patient Chair Replacement Seat | 144 | TSR/FC/LFRT/VT | Sleeper Recliner: Recliner (w/ Veneer Top Articulating Tablet) - Contrast | 186 |
| SRPOA/LF | Patient Chair Replacement Parts: Patient Chair Replacement Closed Arm | 144 | TSR/FC/RFT/LT | Sleeper Recliner: Recliner (w/ Laminate Side Articulating Tablet) - Contrast | 184 |
| SRPST | Patient Chair Replacement Parts: Patient Chair Replacement Open Arm | 144 | TSR/FC/RFT/VT | Sleeper Recliner: Recliner (w/ Veneer Side Articulating Tablet) - Contrast | 186 |
| SRR2AC | Patient Chair Replacement Parts: Patient Chair Replacement Seat | 144 | TSR/NC | Sleeper Recliner: Recliner | 182 |
| SRR2BK | Recliner Replacement Parts: Replacement | 170 | TSR/NC/LFRT/LT | Sleeper Recliner: Recliner (w/ Laminate Top Articulating Tablet) - Non-Contrast | 184 |
| SRR2FT | Armcaps | 170 | TSR/NC/LFRT/VT | Sleeper Recliner: Recliner (w/ Veneer Top Articulating Tablet) - Non-Contrast | 186 |
| SRR2ST | Recliner Replacement Parts: Replacement Back | 170 | TSR/NC/RFT/LT | Sleeper Recliner: Recliner (w/ Laminate Side Articulating Tablet) - Non-Contrast | 184 |
| SRRAC | Recliner Replacement Parts: Replacement Ottoman | 170 | TSR/NC/RFT/VT | Sleeper Recliner: Recliner (w/ Veneer Side Articulating Tablet) - Non-Contrast | 186 |
| SRRBK | Recliner Replacement Parts: Replacement Seat | 140 | | | |
| SRRCA/LF | Recliner Replacement Parts: Replacement Arm | 140 | | | |
| SRRFT | Recliner Replacement Parts: Replacement Footrest | 140 | | | |
| SRRSC | Recliner Replacement Parts: Replacement Cover Only | 140 | | | |
| TLS/NC | Sleeper: Lounge Sleeper | 174 | | | |
| TLSC | Sleeper: Lounge Sleeper Replacement Seat & Back Cushions | 174 | | | |
| TLSS/DS/NC | Sleeper: Loveseat Sleeper - DS (Open, Both Sides Facing) | 178 | | | |
| TLSS/LFS/NC | Sleeper: Loveseat Sleeper - LFS (Open, Left Side Facing) | 176 | | | |
| TLSS/RFS/NC | Sleeper: Loveseat Sleeper - RFS (Open, Right Side Facing) | 176 | | | |
| TLSSC/DS | Sleeper Replacement Parts: Loveseat Sleeper Replacement Seat & Back Cushions - DS | 180 | | | |
| TLSSC/LFS | Sleeper Replacement Parts: Loveseat Sleeper Replacement Seat & Back Cushions - LFS | 180 | | | |
| TLSSC/RFS | Sleeper Replacement Parts: Loveseat Sleeper Replacement Seat & Back Cushions - RFS | 180 | | | |
| TPCL/NC | Bariatric: Bariatric Chair | 190 | | | |
| TRII/FC/LFRT/LT | Recliner: Recliner (w/ Laminate Top Articulating Tablet) - Contrast | 196 | | | |
| TRII/FC/LFRT/VT | Recliner: Recliner (w/ Veneer Top Articulating Tablet) - Contrast | 198 | | | |
| TRII/FC/RFT/LT | Recliner: Recliner (w/ Laminate Side Articulating Tablet) - Contrast | 196 | | | |
| TRII/FC/RFT/VT | Recliner: Recliner (w/ Veneer Side Articulating | | | | |



| Model No. | Description | Page | Model No. | Description | Page |
|-----------|-------------|------|-----------|-------------|------|
|-----------|-------------|------|-----------|-------------|------|



KI
1330 Bellevue Street
P.O. Box 8100
Green Bay, Wisconsin 54308-8100
1-800-424-2432
www.ki.com

KI and Furnishing Knowledge
are registered trademarks
of Krueger International, Inc.

© 2011 KI
All Rights Reserved.
Litho in USA.
Code KI-11481R1/KI/VL/211