

Realize™



Realize™





What you need.

Our **total turnkey solution** has everything you need for hassle-free furniture buying. With the right products and services, we ensure you get great furniture **fast, easily, and affordably.**

.....

Where you need it.

Across the street or across the country, we specialize in small orders and fast turnarounds to **remote locations at the same flat rate.**

.....

When you need it.

Ready to ship within 24 hours of order receipt, delivered to your dock in 5 business days, **installed nationwide within 10 business days*.**

*remote locations may take longer



Our broadest range of options to address most design and budget needs.

Modular design options from work surfaces, pedestal styles, hutch and storage options enables creative solutions to resolve the most demanding workspace issues.

.....

- ☑ Durable, thermally fused laminate work surfaces feature superior resistance to scratches and stains
- ☑ Quick assembly with pre-assembled components, cases and pedestals
- ☑ Durable PVC edge banding on work surface resists collisions and dents
- ☑ Self-closing Euro-style hinges
- ☑ Full-extension ball bearing drawer slides on file drawers
- ☑ Integrated wire management
- ☑ Meets ANSI/BIFMA standards for safety and performance in place at time of manufacture
- ☑ Commercial quality backed by Limited Lifetime Warranty
- ☑ American made





Mocha Cherry


Features



Realize™ combines your choice of pedestals, work surfaces and modesty panels to create the workspace that is right for you.



The smart design allows for either left or right configurations using the same components.



Work Surfaces

Primary

- ☑ Connects to any 30" Deep Pedestal
- ☑ Constructed of highly durable, 1" thick, 100% thermally-fused laminate
- ☑ Durable impact-resistant 2.0mm edge banding
- ☑ Attaches to any secondary work surface, but DOES NOT connect to other primary work surfaces
- ☑ Pre-drilled for accessories
- ☑ Accepts Articulating Keyboard (Left-Center-Right) position
- ☑ Accepts Drawers center position only

Secondary

- ☑ Attach to any 22" Deep Pedestal and/or End Panel
- ☑ Constructed of highly durable, 1" thick, 100% thermally-fused laminate
- ☑ Durable impact-resistant 2.0mm thick edges
- ☑ Unsupported spans cannot exceed 72"
- ☑ Includes finished back panel and front modesty panel
- ☑ All surfaces include (1) connector panel for connecting back panels together
- ☑ Attach to any Primary or Secondary work surface
- ☑ All secondary surfaces include (1) 2" diameter grommet for wire management in the work surface (except the 36"W, 24"W, 18"W)
- ☑ Pre-drilled for accessories
- ☑ Accepts Drawers center position only, (except 24" and lower)
- ☑ Accepts Medium Track Articulating Keyboard center position only, (except 24" and lower)

Filing/Storage

Upper

- ☑ Upper compartments are fully assembled from the factory
- ☑ Wall-mount options include wall-mount rails, but DO NOT include hardware for securing to the wall
- ☑ All doors utilize high-quality Euro-style hinges
- ☑ Hatches can accept Task Lights
- ☑ Tall Storage overall height (Floor to top) 72"

Lower

- ☑ Fits conveniently under any primary or secondary work surface
- ☑ All file drawers utilize full-extension ball bearing slides
- ☑ All box drawers utilize ¾-extension ball bearing slides

Pedestals

- ☑ All pedestals are non-handed and can be used for right-handed or left-handed installation
- ☑ All file drawers utilize full-extension ball bearing slides
- ☑ All box drawers utilize ¾-extension ball bearing slides
- ☑ Ships fully factory assembled
- ☑ 30" Deep Pedestal File drawers are double depth
- ☑ 30" Deep Pedestals accept any modesty panel
- ☑ 22" Deep Pedestals can be combined with 16" wide pedestal top to make a free-standing desk-height pedestal
- ☑ All pedestals include (1) interchangeable lock set which secure adjacent drawers
- ☑ All drawer locks are keyed alike (contact BBF for information on lock cores.)

Finishes





Primary Finish Options

Use below finish codes where XX is indicated in Sku #



Natural Maple
(AC)



Modern Cherry
(MC)



Mocha Cherry
(MR)

Tackboard Fabric Options

Use below fabric codes where YY is indicated in Sku #



Morning Dew
(SD)



Sahara Plains
(SP)



Truro Dune
(TD)



Serengeti Night
(CP)

Cushion Fabric Options


Use below fabric codes where YY is indicated in Sku #



Morning Dew
(SD)



Desert Bluff
(DB)

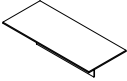
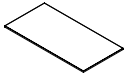
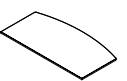
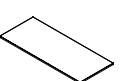
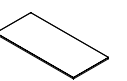
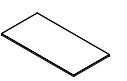
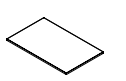
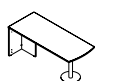
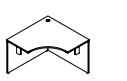
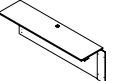
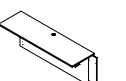
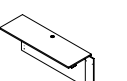
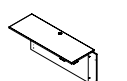
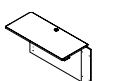
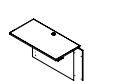
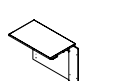
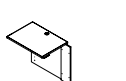
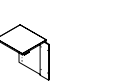
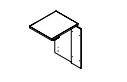

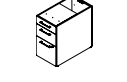
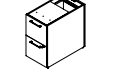
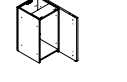

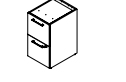
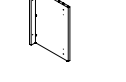
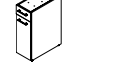
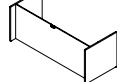
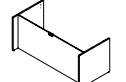
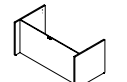
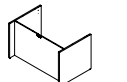
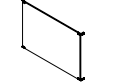


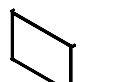
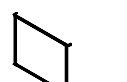
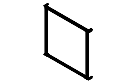
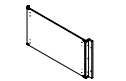
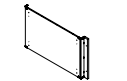
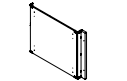
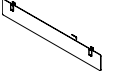
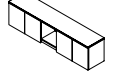
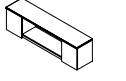
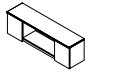
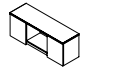
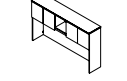
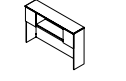
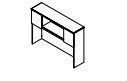
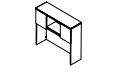
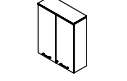
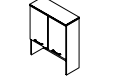
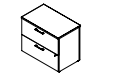
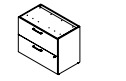
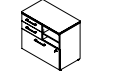
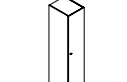
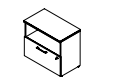
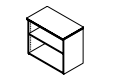
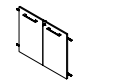
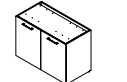
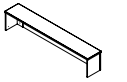
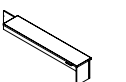
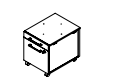
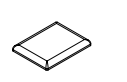

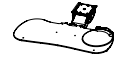
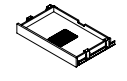
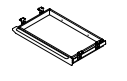
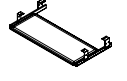
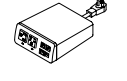

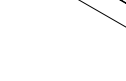



Cocoa
(CC)



Mobile Pedestal Cushion
2¼"H x 15¾"W x 20"D

Statement of Line

								
84"W x 36"D Work Surface w/Modesty 22WD8436XX	72"W x 36"D Executive Work Surface 22WD7236XX	72"W x 36"D Bow Front Work Surface 22WDBF7236XX	72"W x 30"D Work Surface 22WD7230XX	66"W x 30"D Work Surface 22WD6630XX	60"W x 30"D Work Surface 22WD6030XX	48"W x 30"D Work Surface 22WD4830XX	72"W x 30"D Bullet Peninsula Work Surface Kit 22WPBT7230XXPK	42"W Corner Work Surface 22WDCR4242XX
								
84"W x 22"D Secondary Surface 22WC8422XX	72"W x 22"D Secondary Surface 22WC7222XX	66"W x 22"D Secondary Surface 22WC6622XX	60"W x 22"D Secondary Surface 22WC6022XX	48"W x 22"D Secondary Surface 22WB4822XX	42"W x 22"D Secondary Surface 22WB4222XX	36"W x 22"D Secondary Surface/ Lateral File Top 22WB3622XX	30"W x 22"D Secondary Surface 22WB3022XX	24"W x 22"D Secondary Surface 22WB2422XX
								
18"W x 22"D Secondary Surface 22WB1822XX	16"W x 22"D Pedestal Top 22WT1622XX	30"D 3-Drawer Pedestal (B/B/F) 22PD3BBFXX	30"D 2-Drawer Pedestal (F/F) 22PD2FFXX	30"D False Pedestal 22PDFXX	22"D 3-Drawer Pedestal (B/B/F) 22PC3BBFXX	22"D 2-Drawer Pedestal (F/F) 22PC2FFXX	22"D End Panel 22PCFXX	22"D Half Width Pedestal (B/D) 22PCHWBDDXX
								
72"W x 30"D Shell Desk Base Kit 22BASE7230XXK	66"W x 30"D Shell Desk Base Kit 22BASE6630XXK	60"W x 30"D Shell Desk Base Kit 22BASE6030XXK	48"W x 30"D Shell Desk Base Kit 22BASE4830XXK	Wood Modesty Panel for 72"Desk 22MWF72XX	Wood Modesty Panel for 66"Desk 22MWF66XX	Wood Modesty Panel for 60"Desk 22MWF60XX	Glass Modesty Panel for 72"Desk 22MG72FR-03	Glass Modesty Panel for 66"Desk 22MG66FR-03
								
Glass Modesty Panel for 60"Desk 22MG60FR-03	Long Wood Modesty Panel for 66"Desk 22MWX66XX	Long Wood Modesty Panel for 60"Desk 22MWX60XX	Long Wood Modesty Panel for 48"Desk 22MWX48XX	60"W Glass Modesty Panel for Bullet Peninsula 34M160BKT-03	72"W Wall-Mount Cabinet with Doors 22HW72XXK	66"W Wall-Mount Cabinet with Doors 22HW66XXK	60"W Wall-Mount Cabinet with Doors 22HW60XXK	48"W Wall-Mount Cabinet with Doors 22HW48XXK
								
72"W Tall Hutch Storage with Doors 22HT72XXK	66"W Tall Hutch Storage with Doors 22HT66XXK	60"W Tall Hutch Storage with Doors 22HT60XXK	48"W Tall Hutch Storage with Doors 22HT48XXK	36"W Tall Wardrobe Storage 22HS36WDXK	36"W Tall Hutch Storage with Doors 22HS36DRXX	36"W 2-Drawer Lateral File Kit 22FL236XXK	36"W 2-Drawer Lateral File Shell 22FSL236XX	30"W Lower Piler/Filer Cabinet 22FP30XX
								
72"H Storage Locker 99ST72XX	30"W Lower 1-Drawer Lateral File 22FL130XX	30"W Lower Bookcase Cabinet 22BK302XX	30"W Door Kit 22DR30WXX	40"W Storage Cabinet w/Doors 22SD40XX	Reception Shelf-Straight 72" 22RGM72XX	Reception Shelf-Return 60" 22RGR60XX	Mobile Pedestal (B/F) 22PM2BFXXYYK	Mobile Pedestal Cushion 22WD8436AC
								
Articulating Keyboard Tray AC99801-03	Deluxe Articulating Keyboard Tray (Long/Med Track) AC99889/AC99887	Multi-Purpose Drawer w/Drop Front WC99855-03	Pencil Drawer AC99850	Universal Keyboard Shelf AC99808-03	Data Power Hub AC99840-03	Task Light WC8065C-03	72"W Tackboard 22TB72YY	66"W Tackboard 22TB66YY
							60"W Tackboard 22TB60YY	48"W Tackboard 22TB48YY

See BBF Pricer for Complete SKU Listing & Pricing | See the Idea Book for Preconfigured Layouts.

Product Warranty

We understand the demands for safety and durability. That's why our materials and construction methods undergo rigorous testing to ensure all of our commercial products meet ANSI/BIFMA standards.

We test:

- Resistance to scratches, stains and abrasions
- Weight load
- Leg strength
- Stability/dislodgement
- Cycle testing on casters, hinges and drawer slides



The result of this attention to quality is a **Ten Year or Limited Lifetime Warranty** on all BBF products. They are also ergonomically correct and compliant with state and federal health and safety guidelines.

Environmental Sustainability

At BBF, we are proud to be good stewards of the environment, taking care to be environmentally conscious from the beginning to the end of our manufacturing process.

Some of our environmental initiatives include:

- **BIFMA level®:** Bush Industries Inc. has received level® 1 certification for several product lines manufactured at our Jamestown, NY facility 
 - **CARB:** All BBF products are compliant with CARB (California Air Resource Board) standards for reduced formaldehyde emissions
 - **EPP Downstream Program (Composite Panel Association):** More than 50% of panels purchased from EPP sources; board is 100% pre- or post-consumer recycled
 - **Energy Reduction:** Reducing electricity consumption and improving machinery efficiency
 - **Landfill Reduction:** Diversion of plastic waste away from landfills and improved recycling of plastic, cardboard, tin and scrap metal
 - **Corporate Recycling:** Recycling plastic, paper and aluminum cans in our corporate offices
 - **Special Sustainability Teams:** Tasked with improving efficiency and reducing waste in our manufacturing processes
-

How can we help you?

Please call us for assistance with questions regarding space planning, product availability, parts replacement, warranty issues and general product information.

Office hours are Monday-Friday, 8 am–5 pm ET excluding major holidays.

Sales Assistance	800-964-1638
Service Issues	800-950-4782





One Mason Drive
PO BOX 460
Jamestown, NY 14702-0460
800.964.1638
Fax: 716.665.2074
www.bbffits.mobi



**Scan here with your
Smartphone for more
information.**

To reorder this catalog visit
www.bushliterature.com
BBFREL114 1/14