

S
D | Skyline Design

Care Boards

Care Boards

Technique

Vitracolor, side two

AST III/Vitracolor, side two

Glass

Low-iron PPG Starphire tempered safety glass

Sizes

Horizontal, square, and vertical orientations

18"x 24", 18"x 48", 24"x 30", 24"x 36", 30"x 30", 30"x 36",
36"x 36"

Thickness

1/4"

Text

Standard font used is Helvetica Neue

Custom text (copy and font) available at no additional charge

Customization

Available

Details such as holes and notches are available upon request

Accessories

Mounting brackets included

Anodized aluminum rail and rare earth magnets available at an additional charge. Choice of black or white magnets.

Applications/Suggested areas of use

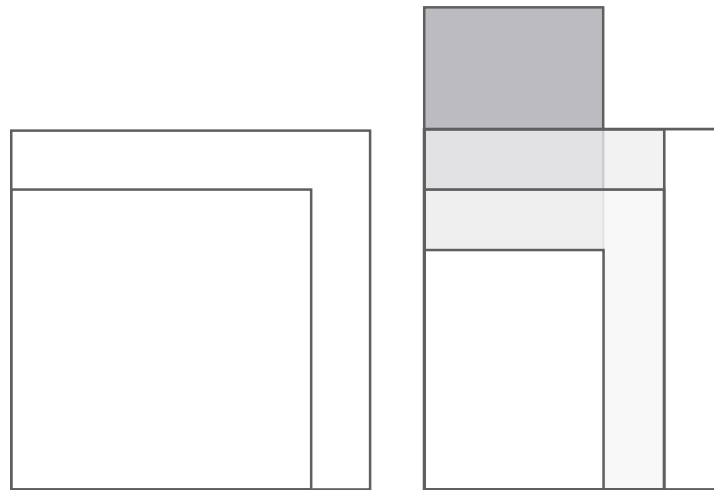
Patient Rooms

Nurses Stations

Conference Rooms

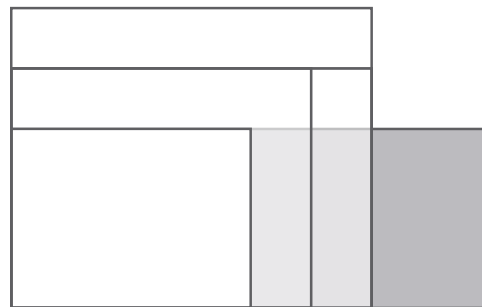
Corridors

Lobbies and Waiting Areas








Square

Vertical



Horizontal


Henry Domke



Left to right, top to bottom:

Ivory Exuberance 0808K, White Tree Leaf 6369, Gulf Coast Waves 8751, Beech Leaves 4900
Blue Aspens 0917, Lanceleaf Coreopsis 2223, Winged Sumac 3688, Red Peony 0906
Pink Dogwood 0007, Two Aspen Trunks 1071, Red Hot Poker 2029, Lily Panorama 0770K

Steven Meyers



Left to right, top to bottom:
Dahlia Tall, Allium, Giant Calla, Celosia, Parrot Tulips
Ginkgo Dance, Wild Fern, Daffodil
Hydrangia, Sheer, Triumph, Dogwood

Working with the Images

Care Board Design

- Select the orientation of your care board: square, vertical, or horizontal
- Choose opacity
- Do you want text, or just photography? If text, how many lines do you need, how much space for notes, etc?
- Select photo placement, per options below
- Select a part or whole of the image (zoom or crop to your preference)
- Do you want to add your logo? Where? Top, bottom, left, right, centered?

Key:

A - Full coverage

B - Left edge

C - Right edge

D - Top

E - Bottom


F - Text box on left

G - Text box on right

Select orientation



Square




Vertical




Horizontal

Select photo placement Consider space needed for text/writing. Crop photo to your specification: full coverage, centered, left- or right-justified)



A




B



C



D



E




F



G

Henry Domke

24"x 18" / 18"x 24"



Room: _____ Phone: _____




Primary Physician: _____

Attending Physician: _____


Nurse: _____ Phone: _____

Nurse Tech: _____ Phone: _____

24"x 18"

	<p>Room: _____ Phone: _____</p> <p>Primary Doctor: _____</p> <p>Nurse: _____</p> <p>Phone: _____</p> <p>Nurse Tech: _____</p> <p>Phone: _____</p> <p>_____</p>	
	<p>Room: _____</p> <p>Phone: _____</p> <p>Primary Doctor: _____</p> <p>Pain Medication Due: _____</p> <p>Nurse Tech: _____</p> <p>Phone: _____</p> <p>Tests/Procedures: _____</p> <p>What is important today: _____</p> <p>Contact: _____</p>	

24"x 36"



Red Poker 2029

Room: _____

Phone: _____

Primary Physician: _____


Attending Physician: _____

Nurse: _____


Phone: _____

Nurse Tech: _____

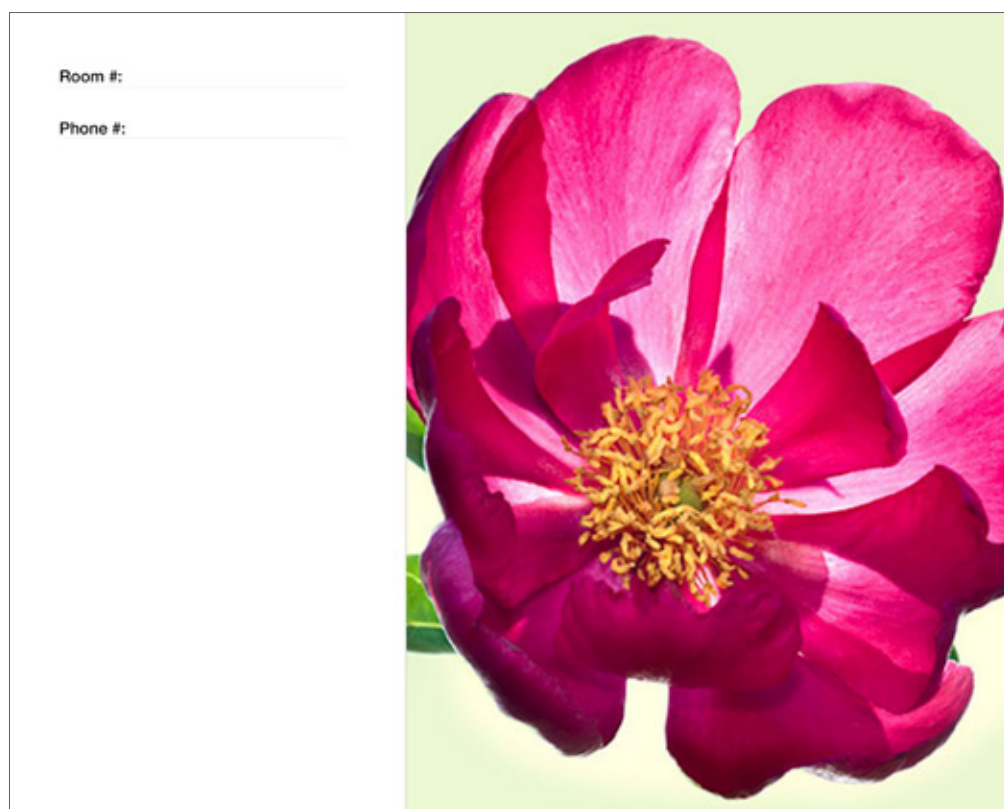
Phone: _____



30"x 24"

	Primary Doctor: _____	
	Nurse: _____	
	Phone #: _____	
	Nurse Tech: _____	
	Phone #: _____	
Room # _____		
Phone # _____		
		

30"x 24" / 24"x 30"



Room 1458, Ext. 339


Patient _____

Physician _____

Family Contact _____

Notes _____

24"x 36" / 36"x 24"



Room #

Phone #


Primary Doctor:

Nurse:

Phone #:

Nurse Tech:

Phone #:



Room #:

Phone #:

Primary Doctor:

Nurse:

Pain Medication Due:

Phone #:

Nurse Tech:

Diet:

Phone #:



Activity:

Test/Procedures:

Anticipated Discharge Date:

Contact:


Room	Phone
Primary Physician	
Attending Physician	
Nurse	
Phone	
Nurse Tech	
Phone	



Room	Phone
Primary Physician	
Attending Physician	
Nurse	Phone
Nurse Tech	Phone

Room _____
Phone _____

Primary Physician _____
Attending Physician _____
Nurse _____
Phone _____
Nurse Tech _____
Phone _____



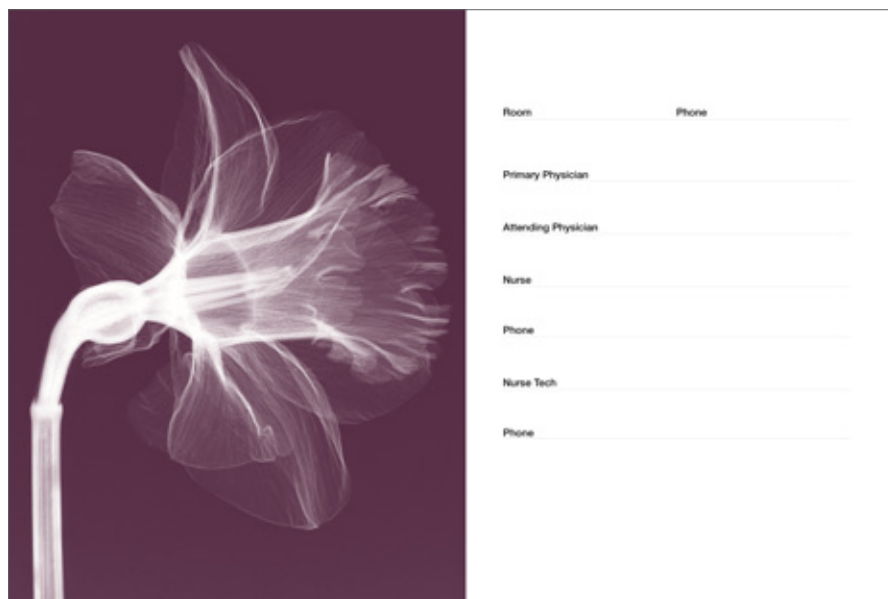
Primary Physician _____
Attending Physician _____
Nurse _____
Phone _____
Nurse Tech _____
Phone _____

Room _____ Phone _____

Primary Physician _____
Attending Physician _____
Nurse _____
Phone _____
Nurse Tech _____
Phone _____



36"x 24"



S
D | Skyline Design

Care Boards