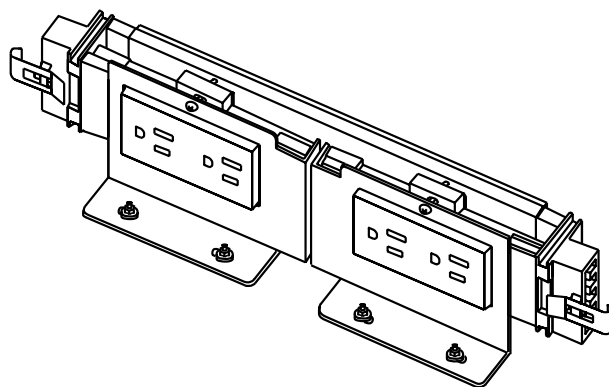


## 35PBPH POWERBAR® POWER HARNESS

### Assembly Instructions

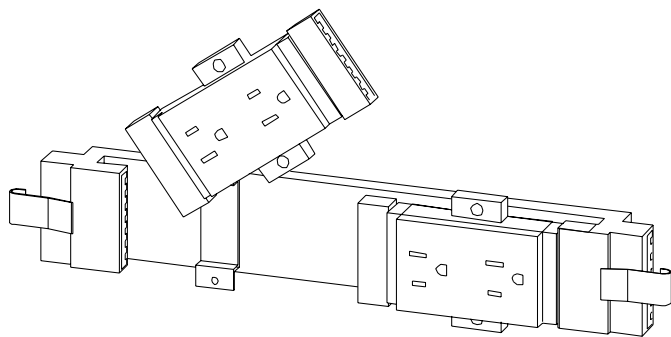


#### Parts List

Qty	Part No.	Description
1	018-0061	Harness (42)
	018-0068	Harness (48)
	018-0069	Harness (60)
	018-0070	Harness (72)
1	010-3195	Bracket, Left Hand
1	010-3196	Bracket, Right Hand

#### Hardware List

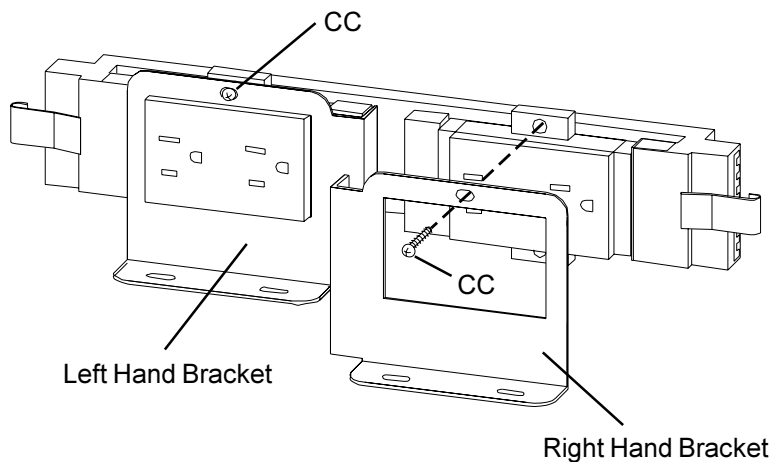
Qty	Ref	Part No.	Description
4	AA	030-0302	#8-32 x 3/8" Phillips Pan Head Screw
4	BB	02236	#8-32 Hex Nut-Serrated
2	CC	030-0558	#8-32 x 1" Phillips Pan Head Self Tapping Screw



#### Step 1

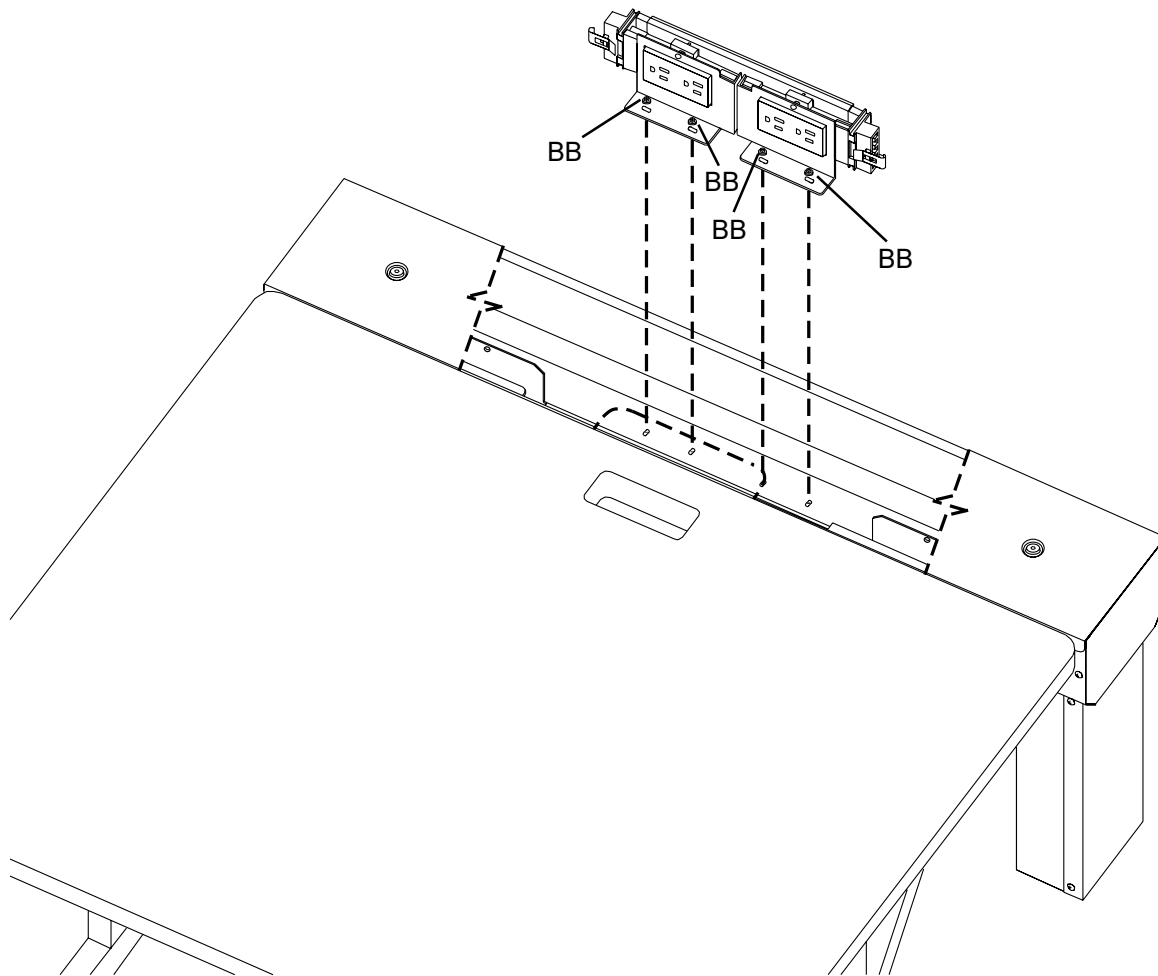
Snap in your duplex receptacles into the harness as shown.

**Note:** The Duplex and/or Simplex receptacles are sold separately.



#### Step 2

Attach the left / right hand mounting brackets as shown using #8-32 x 1" screws (CC). **Note:** The return flange on the brackets mount facing each other. They close off the unused opening of the duplex .



Partial interior view of Power Bar™ Wire Bin with optional End Caps and Wire Chase assembly shown.

### Step 3

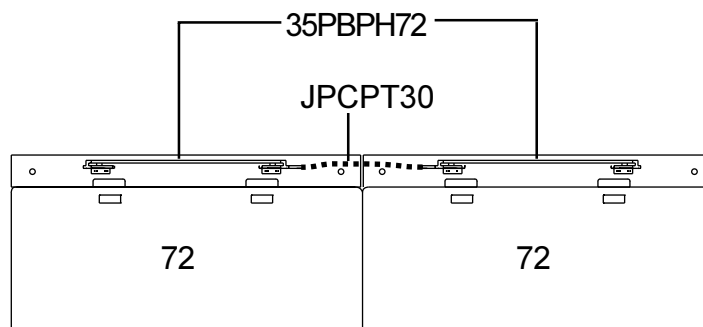
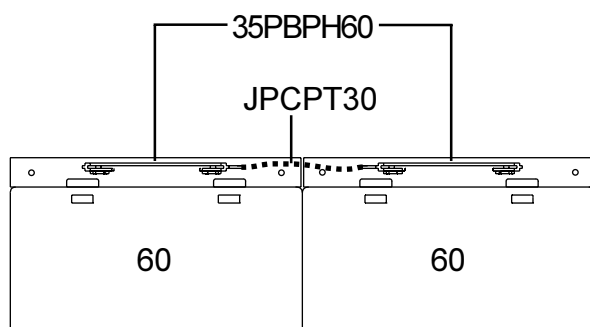
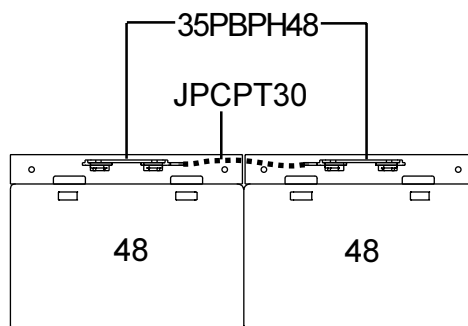
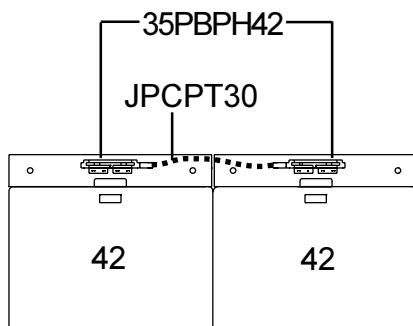
Install the harness assembly into the Power Bar™ wire bin as shown. The #8-32 screws (AA) are installed from underneath and nuts (BB) are installed on top of the bracket flanges.

The following diagrams are to help you determine which power harness to use in your Power Bar™ configuration.

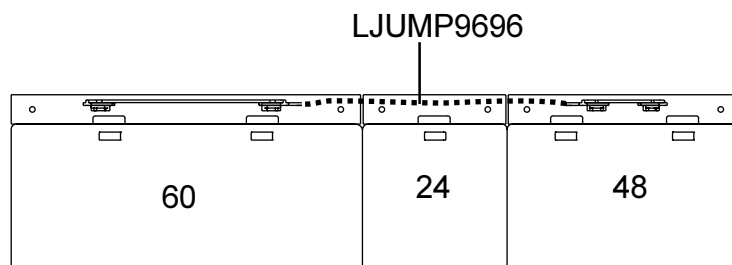
*Bretford recommends that you keep these instructions for any future reference.*

**Note:** All harness models listed below are sold SEPARATELY.

Use jumper JPCPT30 (31 1/4" long) for all table to table connecting



Use jumper LJUMP9696 (55 1/2" long) when joining a 24" Table Top Bridge between **any combination** of table to table connection.



**Bretford**  
11000 Seymour Avenue  
Franklin Park, IL 60131  
TEL: 847.678.2545  
800.521.9614  
FAX: 847.678.0852  
800.343.1779

**Bretford Ltd.**  
Technology House  
7 Lake End Court, Taplow  
Bucks SL6 0JQ England  
TEL: 01628 603558  
FAX: 01628 604923

[www.bretford.com](http://www.bretford.com)

Part #031-3222  
Rev. 11.14.00YP