

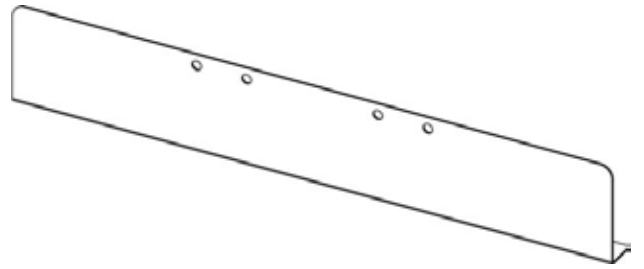


BRETFORD

SDPHKIT

Connections SmartDeck Harness Kit

Assembly Instructions



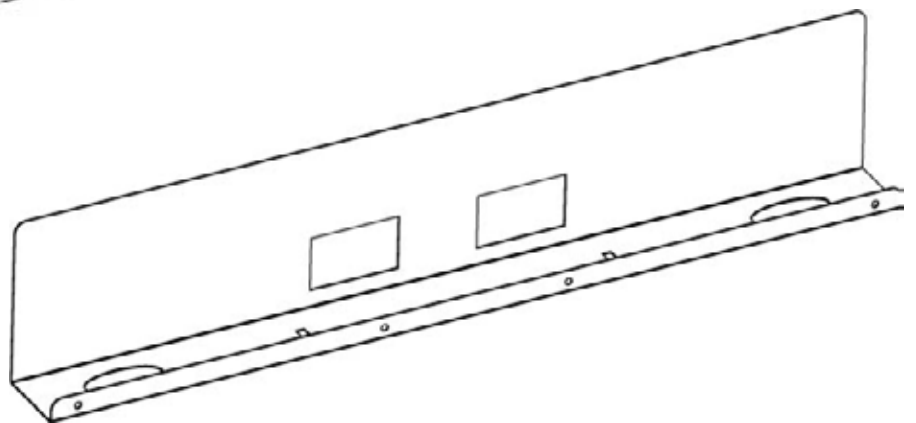
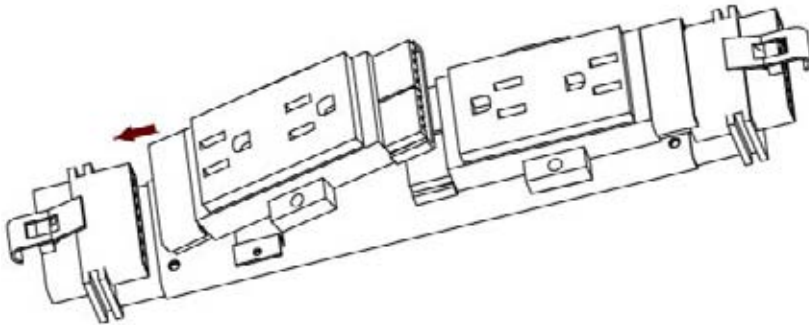
PARTS LIST

Qty	Part #	Description
1	010-4586	Inner Bin
1	018-0061	10 13/16" Dekko Harness

HARDWARE LIST

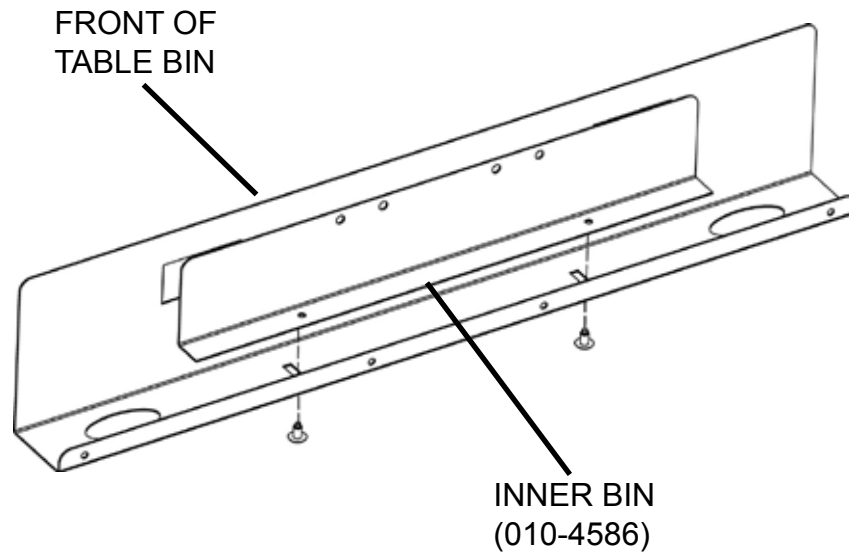
Qty	Part #	Description
2	030-0325	1/4-20 x 1/2" Combo Truss Screws

FOR CLARITY, ONLY THE TABLE AND INNER BINS ARE BEING SHOWN.



STEP 1

Snap your duplex receptacles into the harness as shown. Then position the harness assembly into the cutouts in the table bin. NOTE: The duplex receptacles are sold separately.



STEP 2

Slide the inner bin into the table bin and attach as shown.

Bretford
11000 Seymour Avenue
Franklin Park, IL 60131
TEL: 847.678.2545
800.521.9614
FAX: 847.678.0852
800.343.1779

Bretford Ltd.
2 Etongate
110 Windsor Road, Slough
Berkshire SL1 2JA England
TEL: 011 44 17 5353 9955
FAX: 011 44 17 5353 9478

www.bretford.com

Part # 031-8239
07.13.09 CZ