



## RHOMBII Flip Top Training Table with Casters or Glides Assembly Instructions

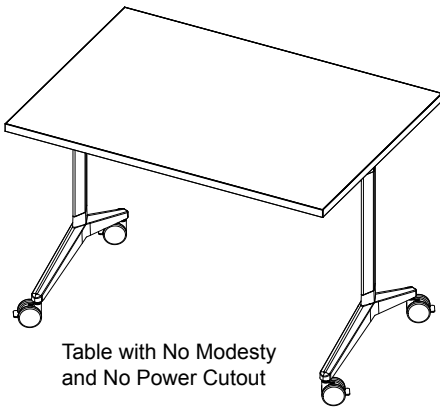


Table with No Modesty  
and No Power Cutout

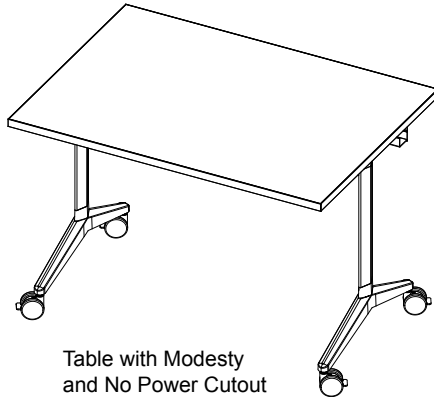


Table with Modesty  
and No Power Cutout

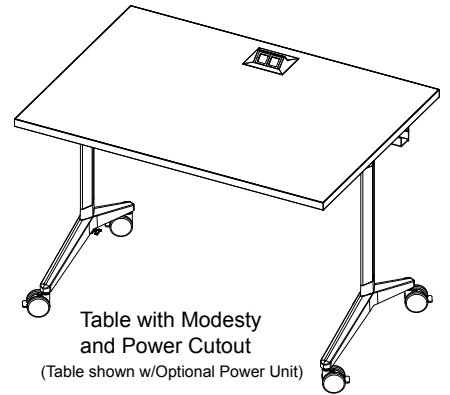
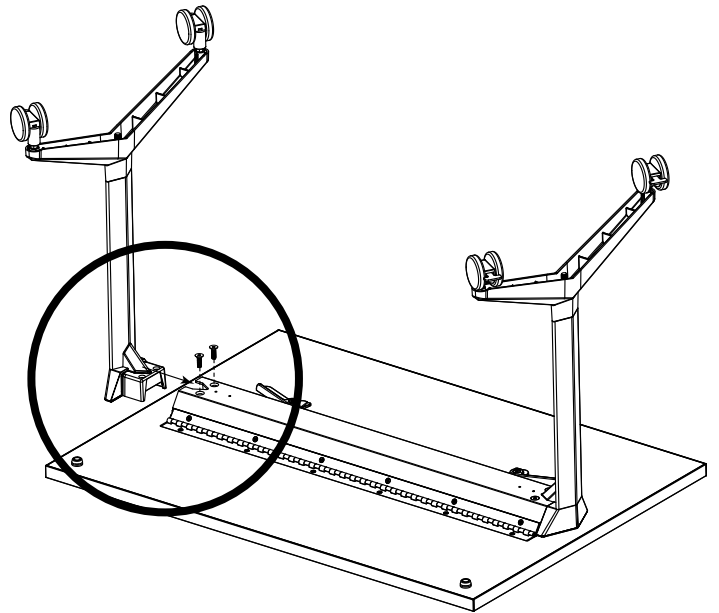
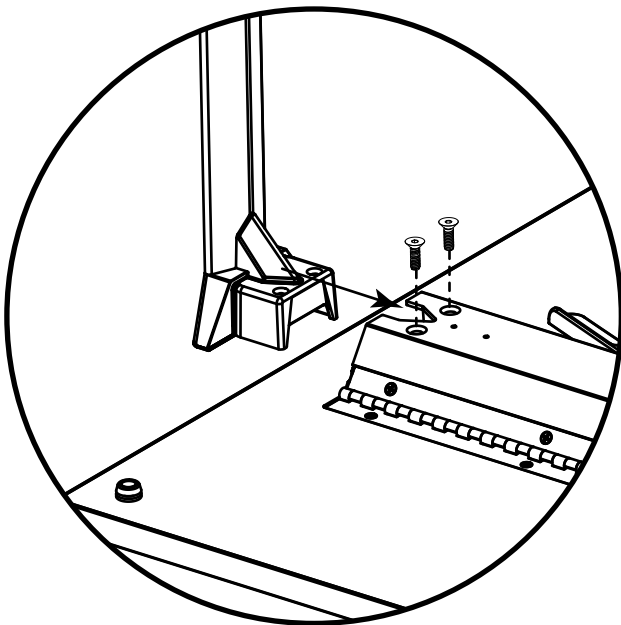


Table with Modesty  
and Power Cutout  
(Table shown w/Optional Power Unit)

### PARTS LIST

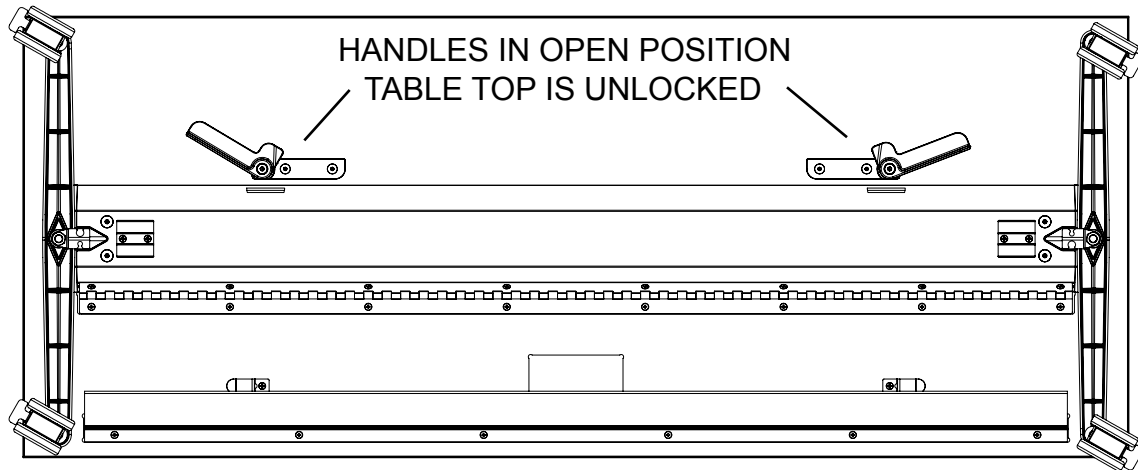
Qty	Description
1	Top Assembly
2	Leg Assemblies
4	5/16-18 x 1" Flat Hd Socket Cap Screws (030-1365)



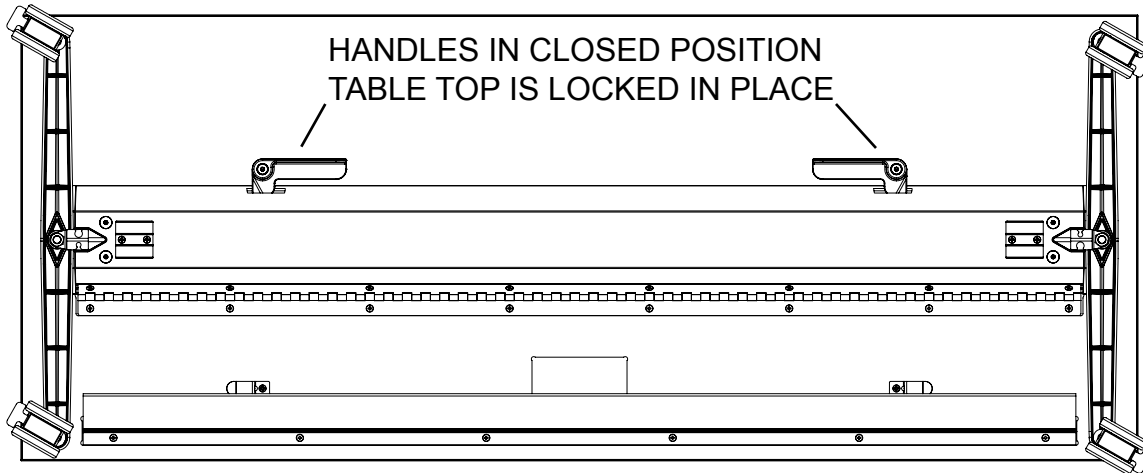
Attach each leg as shown with provided screws.

**NOTE:** Depending on the model you ordered,  
your legs will have casters or glides installed.

# LOCKING TABLE



To insure proper usage both handles **MUST** be in the locked position in the cross beam.



When table top is locked in place, this table complies with BIFMA standards.

Bretford  
11000 Seymour Avenue  
Franklin Park, IL 60131  
TEL: 847.678.2545  
800.521.9614  
FAX: 847.678.0852  
800.343.1779

Bretford Ltd.  
2 Etongate  
110 Windsor Road, Slough  
Berkshire SL1 2JA England  
TEL: 011 44 17 5353 9955  
FAX: 011 44 17 5353 9478

[www.bretford.com](http://www.bretford.com)

Part # 031-8083  
Rev. 08.09.10 CZ